



**Nombre del alumno: Marleni
Elizabeth López Vázquez**

**Nombre del profesor: Jezabel Ivonne
Silvestre**

**Nombre del trabajo: NICE TO MEET
YOU/ WHAT IS YOUR NAME?/ WHERE
ARE YOU FROM?**

PASIÓN POR EDUCAR

Materia: Ingles 1

Grado: 1° cuatrimestre


Grupo: A

Comitán de Domínguez Chiapas a 12 de septiembre de 2018.

NICE TO MEET YOU

LISTENING

Hello!

a)  ^{1.1} Look at the photo. Read and listen to conversation 1.

b) Fill in the gaps with I, my, you or your.

Sue: Hello, my name's Sue.
What's your name?


Mario: Hello, I 'm Mario.

Sue: Nice to meet you.

Mario: you, too.

c) Practice conversation 1 with four students. Use your name.

LISTENING

d)  ^{1.2} Read and listen to conversation 2.

e) Fill in the gaps with I, my, you or your.

Adam: Hi, Meg.

Meg: Hi, Adam. How are you?


Adam: I 'm fine, thanks.
And you?

Meg: I 'm OK. Thanks.

f) Practice conversation 2 with four students. Use your name.

LISTENING


Introducing people

g)  ^{1.3} Read and listen to conversation 3.

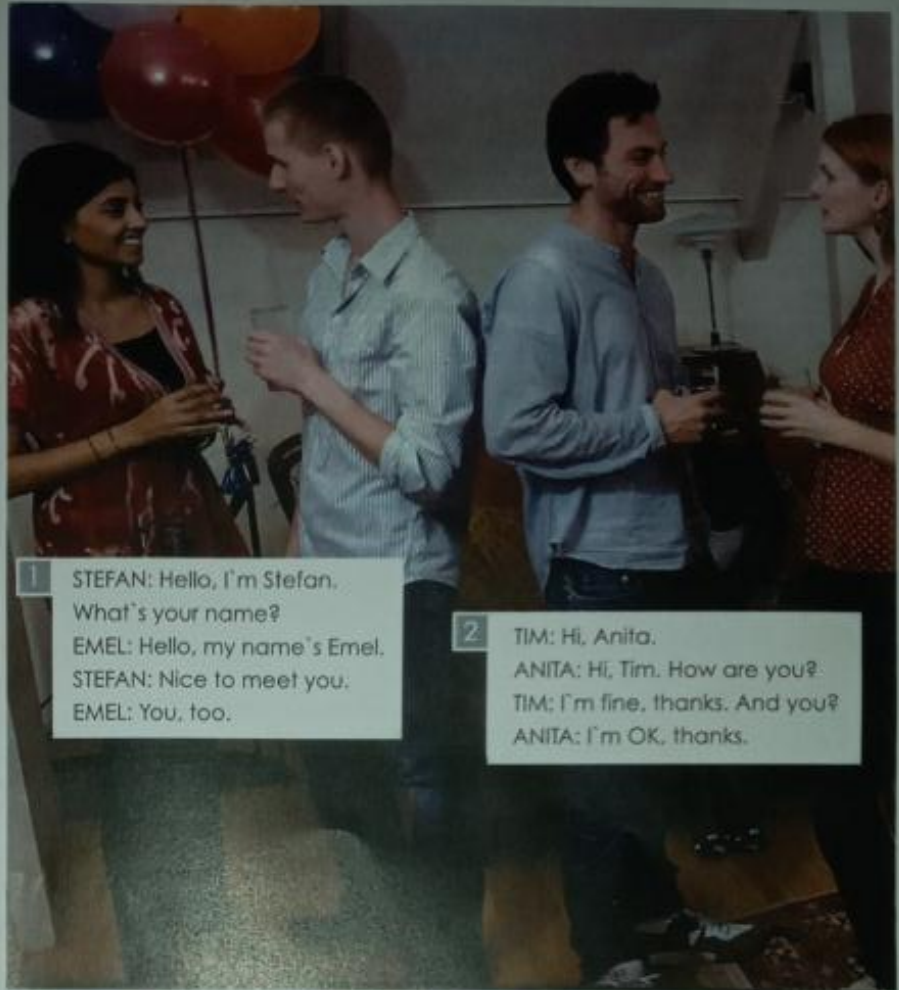
h) Practice conversation 3. Use your names.

LISTENING

Goodbye!

i)  ^{1.4} Read and listen to conversation 4.

j) Practice conversation 4. Use your names.



1 STEFAN: Hello, I'm Stefan.

What's your name?

EDEL: Hello, my name's Edel.

STEFAN: Nice to meet you.

EDEL: You, too.

2 TIM: Hi, Anita.

ANITA: Hi, Tim. How are you?

TIM: I'm fine, thanks. And you?

ANITA: I'm OK, thanks.



3 NINA: Polly, this is David.

POLLY: Hello, David. Nice to meet you.

DAVID: You, too.

4 LUCY: Goodbye, Miki.


MIKI: Bye, Lucy. See you soon.

LUCY: Yes, see you.

Good morning → 12:00
Good afternoon 12:00 - 6:00 p.m.
Good evening 6:00 p.m. →



LISTENING

k)  Listen and number the words.

Goodbye.

Bye.

Goodnight.

See you.

See you on Saturday.

See you tomorrow.

2

1

6

5


4

3



LISTENING

Numbers 0-12

l)  Listen and repeat.

0 zero

7 seven

1 one

8 eight

2 two

9 nine

3 three

10 ten

4 four

11 eleven

5 five

12 twelve

6 six

m) Write the next number in words.

1. Two, four, six, eight.

2. Four, eight, twelve, sixteen.


3. One, two, three, four, five.

4. Twelve, eleven, ten, nine, eight.

5. Six, twelve, eighteen, twenty-four.

LISTENING

Phone numbers

n)  Read and listen to these questions and answers. Listen again and practice.




What's your mobile number?

It's 07954 544768

What's your home number?

It's 020 7622 3479

LISTENING

o)  Listen to three conversations. Write the phone numbers.

1. It's 01614960229

2. It's 07788900124

3. It's 01632443945

p) Work in pairs. Compare answers.

WHAT IS YOUR NAME?

LISTENING

The alphabet

a) Listen and say the alphabet.

Aa Bb Cc Dd Ee Ff Gg

Hh Ii Jj Kk Ll Mm Nn

Oo Pp Qq Rr Ss Tt Uu

Vv Ww Xx Yy Zz*

* Pronunciation

BrE = /zɪz/
 US
 AmE = /zɪz/

c) Listen. Circle the correct spelling.
 Then spell each name aloud.

1	Green	Greene	Grin
2	Leigh	Lee	Li
3	Katharine	Katherine	Catharine

LISTENING

e) Listen to the conversations.
 Write the names.

1. Sarah

2. Cherie

3. Browne

LISTENING

b) Listen. Circle the letter you hear.

1. A K 4. U C 7. F X 10. J G 13. D G
 2. B E 5. B Z 8. X S 11. L N 14. H K
 3. M N 6. T C 9. Z V 12. K J 15. P E

d) Read 10 letters aloud to your partner.
 Point to the letters you hear.

N M W

J	C		I	Y	
P	Q	O	E	P	D
H	B	S	Z	R	K
V	U		L	G	

A T X

GRAMMAR

Proper nouns

The names of people and places are proper nouns. Use a capital letter to begin a proper noun. Example: Melanie Pepper, New Delhi, Nicaragua.

Common nouns

Other nouns are common nouns. Use a lowercase letter to begin a common noun. Example: morning, doctor, student.

Capital letters:
ABC
Lowercase letters:
abc

f) Circle the proper nouns. Underline the common nouns.

1. Mary Chase
2. letter

3. name
4. France

5. partners
6. alphabet

g) Check the common nouns. Capitalize the proper nouns.

1. ^Mmarie

3. ^{S B}sarah browne

5. ^Ceanada

2. partner

4. teacher

6. noun

What is your first name?

h) Look at the photo. Match the teacher's questions 1-3 to the student's answers a-c.


1. What is your first name, please? *It is Pablo.*

2. What is your last name? *Ortega.*

3. How do you spell that? *O-r-t-e-g-a*

- a. Ortega.
- b. O-r-t-e-g-a
- c. It is Pablo.

LISTENING

i)  Listen and check your answers.



)) Choose a or b.

1. A: Hi, Erin.

B: Hello

- a. Hello.
b. What's your name?

2. A: How do you spell your last name?

B: C-O-O-P-E-R

- a. Cooper
b. C-O-O-P-E-R

3. A: What's your name?

B: Lily

- a. Lily.
b. Nice to meet you.

4. A: My name is Dylan Adams.

B: I'm Kyle Williams

- a. I don't understand.
b. I'm Kyle Williams.

5. A: Hello. I'm Paul

B: Nice to meet you

- a. Nice to meet you.
b. Nice to meet you, too.

6. A: What's your name?

B: Rose

- a. Rose.
b. R-O-S-E.

GRAMMAR

Verb to be (singular)

AFFIRMATIVE (+)

I'm (= I am)	I'm British.
you're (= you are)	You're a student.
he's (= he is)	He's German.
she's (= she is)	She's Brazilian.
it's (= it is)	It's American.

We use it for a thing (a car, a book, etc.)
Example: a German car, an English book.

NEGATIVE (-)

I'm not (= I am not)	I'm not American.
you aren't (= are not)	You aren't a teacher.
he isn't (= is not)	He isn't from Berlin.
she isn't (= is not)	She isn't Australian.
it isn't (= is not)	It isn't a Mercedes.

TIPS: We can also say "you're not", "he's not" and "it's not".
Example: you're not a teacher.

YES/NO QUESTIONS (?)	SHORT ANSWER
Am I in this class?	Yes, you are. No, you aren't.
Are you from Russia?	Yes, I am. No, I'm not.
Is he a doctor?	Yes, he is. No, he isn't.
Is she Italian?	Yes, she is. No, she isn't.
Is it Japanese?	Yes, it is. No, it isn't.

TIPS: We can also say: "No, you're not", "No, he's not", "No, she's not" and "No, it's not".
We can't say "Yes, you're", "Yes, I'm", "Yes, he's".

WHERE ARE YOU FROM?

Countries

a) Look at the map. Match these countries to 1-12.

Italy **7** Brazil **3** Russia **10** the USA **1** Germany **5** Egypt **9** Australia **12** Mexico **2** Turkey **8** the UK **4** China **11** Spain **6**



b) Work in pairs. Look again at the map. Say a number. Your partner says the country. Example:

What's number 2?

Mexico

LISTENING

Countries and nationalities

c) Listen.

I'm from Italy

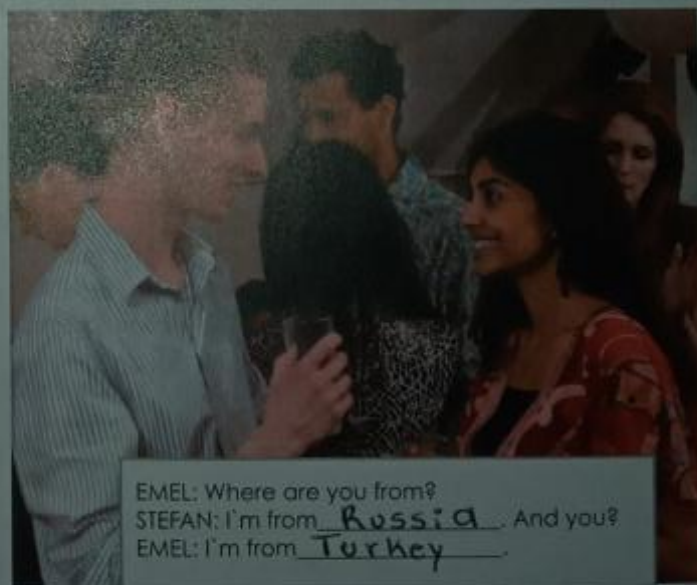
I'm Italian

Italy
Brazil
Russia
the US
Germany
Egypt
Australia
Mexico
Turkey
the UK
Spain
China
Japan
France
Colombia

Italian
Brazilian
Russian
American
German
Egyptian
Australian
Mexican
Turkish
British
Spanish
Chinese
Japanese
French
Colombian

LISTENING

d) Look at the photo of Stefan and Emel. Listen to the conversation and fill in the gaps.



EMEL: Where are you from?
STEFAN: I'm from Russia. And you?
EMEL: I'm from Turkey.

e) Complete the chart.

Question	Short answer	Negative
Are you English?	No, I'm <u>not</u> .	I'm <u>not</u> English.
Are they from Spain?	Yes, they <u>are</u> .	_____
Is she Portuguese?	No, she <u>is</u> .	She <u>is not</u> Portuguese.
Is he on business?	Yes, he <u>is</u> .	_____

f) In pairs, do the quiz.



SPEAKING

Where are you from?

g) Ask other students.

Where are you from?

I'm Italian. I'm from Venice.

In pairs, ask about the people and things in the pictures.


Where is it from?

It is from Ireland.

Where are they from?

They are from...

I don't know.



LISTENING

h) Listen and number the picture 1-4.



LISTENING

i) Listen again and complete the dialogues.

- A: Are you English?

B: No, I'm Scottish. I'm from Edinburgh.
- A: Where are you from?

B: We're from United states.

A: Are you on holiday?

B: No, we aren't. We're on business.
- A: Where's she from? Is she Spanish?

B: No, she isn't. She's Argentina. She's from Buenos Aires.
- A: Mmm, delicious. Is it German?

B: No, it isn't. It's French.