



*Nombre del Alumno*

*Diana Jaxem Hernández Morales*

*Nombre del tema*

*Nice to meet you*

*Parcial*

*“| “*

*Nombre de la Materia*

*Ingles I*

*Nombre del profesor*

*Jezabel Ivonne Silvestre Montejo*

*Nombre de la Licenciatura*

*Enfermería*

## NICE TO MEET YOU

### LISTENING

Hello!

a) <sup>1.1</sup> Look at the photo. Read and listen to conversation 1.

b) Fill in the gaps with I, my, you or your.

Sue: Hello, my name's Sue. What's your name?

Mario: Hello, my 'm Mario.

Sue: Nice to meet you.

Mario: You too.

c) Practice conversation 1 with four students. Use your name.

### LISTENING

d) <sup>1.2</sup> Read and listen to conversation 2.

e) Fill in the gaps with I, my, you or your.

Adam: Hi, Meg.

Meg: Hi, Adam. How are you?

Adam: I 'm fine, thanks.

And you?

Meg: I 'm OK, Thanks.

f) Practice conversation 2 with four students. Use your name.

### LISTENING

#### Introducing people

g) <sup>1.3</sup> Read and listen to conversation 3.


h) Practice conversation 3. Use your names.

### LISTENING

#### Goodbye!

i) <sup>1.4</sup> Read and listen to conversation 4.

j) Practice conversation 4. Use your names.



1 STEFAN: Hello, I'm Stefan.

What's your name?

EMEL: Hello, my name's Emel.

STEFAN: Nice to meet you.

EMEL: You, too.

2 TIM: Hi, Anita.

ANITA: Hi, Tim. How are you?

TIM: I'm fine, thanks. And you?

ANITA: I'm OK, thanks.



1 NINA: Polly, this is David.

POLLY: Hello, David. Nice to meet you.

DAVID: You, too.

LUCY: Goodbye, Miki.


MIKI: Bye, Lucy. See you soon.

LUCY: Yes, see you.

Good morning → 12:00  
 Good afternoon 12:00 - 6:00 p.m.  
 Good evening 6:00 p.m. →



**LISTENING**

k)  1.5 Listen and number the words.


- Goodbye.
- Bye.
- Goodnight.
- See you.
- See you on Saturday.
- See you tomorrow.

- 2
- 1
- 6
- 5
- 4
- 3



**LISTENING**

**Numbers 0-12**

l)  1.6 Listen and repeat.


- |         |           |
|---------|-----------|
| 0 zero  | 7 seven   |
| 1 one   | 8 eight   |
| 2 two   | 9 nine    |
| 3 three | 10 ten    |
| 4 four  | 11 eleven |
| 5 five  | 12 twelve |
| 6 six   |           |

m) Write the next number in words.

1. Two, four, six, Two four six.
2. Four, ~~for twelve six~~ twelve, sixteen.
3. One, ~~one three four five~~ three, four, five.
4. Twelve, Twelve ten, ten, nine, ten nine.
5. Six, ~~six eighteen~~ eighteen, twenty-four.  
Twenty four.

**LISTENING**


**Phone numbers**

n)  1.7 Read and listen to these questions and answers. Listen again and practice.

What's your mobile number?  
It's 07954 544768

What's your home number?  
It's 020 7622 3479

**LISTENING**

o)  1.8 Listen to three conversations. Write the phone numbers.

1. 16146269
2. 79124
3. 163243945

p) Work in pairs. Compare answers.

# WHAT IS YOUR NAME?

## LISTENING

### The alphabet

a) Listen and say the alphabet.

Aa eɪ	Bb bi	Cc ci	Dd di	Ee i	Ff ef	Gg gi
Hh eɪch	Ii aɪ	Jj dʒeɪ	Kk keɪ	Ll el	Mm em	Nn en
Oo ou	Pp pi	Qq ki:ɔ	Rr ɑr	Ss es	Tt ti	Uu u
Vv vi	Ww dɑbi:u	Xx eks	Yy aɪ	Zz* zed		

\* Pronunciation

(zed)  
BrE=/zedz/  
(zi)  
AmE=/zi:z/

c) Listen. Circle the correct spelling.  
Then spell each name aloud.

1	Green	Greene	Grin
2	Leigh	Lee	Li
3	Katharine	Katherine	Catharine

## LISTENING

e) Listen to the conversations.  
Write the names.

- Sarah = es - ci - ar - ei - eɪch
- Zherie = zed - eɪch - i - er - aɪ - i
- Browne = bi - ar - ou - dɑbi:u - en - i

## LISTENING

b) Listen. Circle the letter you hear.

1 A K	4 U O	7 F X	10 J G	13 D G
2 B E	5 B Z	8 X S	11 L N	14 H K
3 M N	6 T C	9 Z V	12 K J	15 P E

d) Read 10 letters aloud to your partner.  
Point to the letters you hear.

	N	M	W		
J	C		I	Y	
F	Q	O	E	P	D
H	B	S	Z	R	K
V	U		L	G	
	A	T	X		

## GRAMMAR

### Proper nouns

The names of people and places are proper nouns. Use a capital letter to begin a proper noun. Example: Melanie Pepper, New Delhi, Nicaragua.

### Common nouns

Other nouns are common nouns. Use a lowercase letter to begin a common noun. Example: morning, doctor, student.

Capital letters:  
ABC  
Lowercase letters:  
abc

f) Circle the proper nouns. Underline the common nouns.

1. Mary Chase      3. name      5. partners  
2. letter      4. France      6. alphabet

g) Check  the common nouns. Capitalize the proper nouns.


1. <sup>M</sup>marie       3. sarah browne       5. canada  
 2. partner       4. teacher       6. noun

### What is your first name?

h) Look at the photo. Match the teacher's questions 1-3 to the student's answers a-c.

1. What is your first name, please?  
2. What is your last name?  
3. How do you spell that?  
a. Ortega  
b. O-r-t-e-g-a  
c. It is Pablo.

### LISTENING

i)  Listen and check your answers.



j) Choose a or b.

1. A: Hi, Erin.

B: a.

- a. Hello.
- b. What's your name?

2. A: How do you spell your last name?

B: b.

- a. Cooper
- b. C-O-O-P-E-R

3. A: What's your name?

B: a.

- a. Lily.
- b. Nice to meet you.

4. A: My name is Dylan Adams.

B: b.

- a. I don't understand.
- b. I'm Kyle Williams.

5. A: Hello. I'm Paul

B: a.

- a. Nice to meet you.
- b. Nice to meet you, too.

6. A: What's your name?

B: a.

- a. Rose.
- b. R-O-S-E.

## GRAMMAR

### Verb to be (singular)

#### AFFIRMATIVE (+)

I'm (= I am)	I'm British.
you're (= you are)	You're a student.
he's (= he is)	He's German.
she's (= she is)	She's Brazilian.
it's (= it is)	It's American.

We use it for a thing (a car, a book, etc.)  
Example: a German car, an English book.

#### NEGATIVE (-)

I'm not (= I am not)	I'm not American.
you aren't (= are not)	You aren't a teacher.
he isn't (= is not)	He isn't from Berlin.
she isn't (= is not)	She isn't Australian.
it isn't (= is not)	It isn't a Mercedes.

TIPS: We can also say "you're not", "he's not", and "it's not".

Example: you're not a teacher.

YES/NO QUESTIONS (?)	SHORT ANSWER
Am I in this class?	Yes, you are. No, you aren't.
Are you from Russia?	Yes, I am. No, I'm not.
Is he a doctor?	Yes, he is. No, he isn't.
Is she Italian?	Yes, she is. No, she isn't.
Is it Japanese?	Yes, it is. No, it isn't.

TIPS: We can also say: "No, you're not", "No, he's not", "No, she's not" and "No, it's not".  
We can't say "Yes, you're", "Yes, I'm", "Yes, he's".