



NOMBRE DEL ALUMNO:

Rubí González Rodríguez

NOMBRE DEL TEMA:

Nice to meet you/what is your name?

PARCIAL:

1er parcial

NOMBRE DE LA MATERIA:

Ingles

NOMBRE DEL PROFESOR:

Mtra. Jezabel Ivonne Silvestre Montejo

NOMBRE DE LA LICENCIATURA:

Licenciatura en enfermería

CUATRIMESTRE:


1er cuatrimestre

Frontera Comalapa, Chiapas a 25 de septiembre del 2021

NICE TO MEET YOU

LISTENING

Hello!


a)  Look at the photo. Read and listen to conversation 1.

b) Fill in the gaps with I, my, you or your.

Sue: Hello, My name's Sue.
What's your name?
Mario: Hello, I 'm Mario.
Sue: Nice to meet you.
Mario: You too.

c) Practice conversation 1 with four students. Use your name.

LISTENING

d)  Read and listen to conversation 2.


e) Fill in the gaps with I, my, you or your.

Adam: Hi, Meg.
Meg: Hi, Adam. How are you?
Adam: I 'm fine, thanks.
And you?
Meg: I 'm OK. Thanks.

f) Practice conversation 2 with four students. Use your name.

LISTENING


Introducing people

g)  Read and listen to conversation 3.

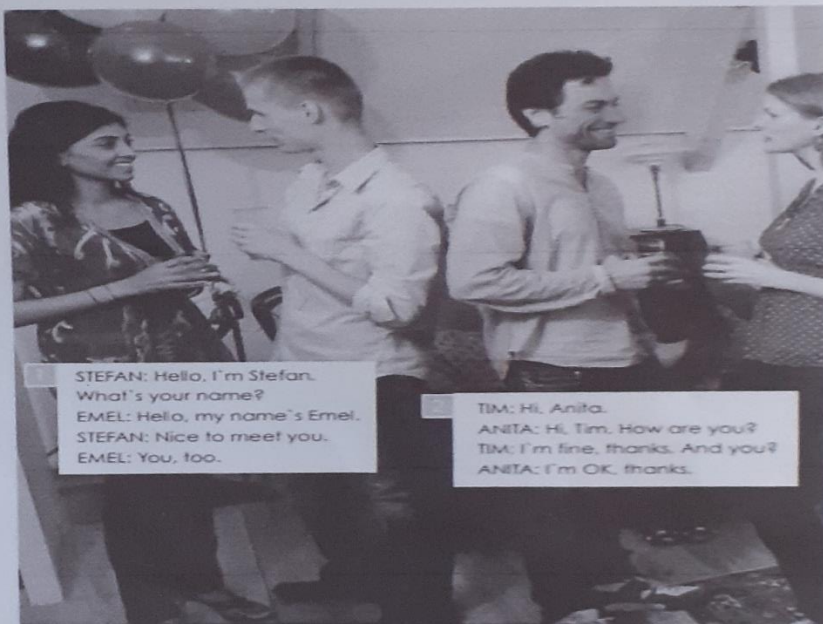
h) Practice conversation 3. Use your names.

LISTENING

Goodbye!

i)  Read and listen to conversation 4.

j) Practice conversation 4. Use your names.



1 STEFAN: Hello, I'm Stefan.
What's your name?
EMEL: Hello, my name's Emel.
STEFAN: Nice to meet you.
EMEL: You, too.

TIM: Hi, Anita.
ANITA: Hi, Tim. How are you?
TIM: I'm fine, thanks. And you?
ANITA: I'm OK, thanks.




NINA: Polly, this is David.
POLLY: Hello, David. Nice to meet you.
DAVID: You, too.

LUCY: Goodbye, Miki.
MIKI: Bye, Lucy. See you soon.
LUCY: Yes, see you.

Good morning → 12:00
Good afternoon 12:00 - 6:00 p.m.
Good evening 6:00 p.m. →



LISTENING

k)  Listen and number the words.


- Goodbye.
- Bye.
- Goodnight.
- See you.
- See you on Saturday.
- See you tomorrow.

- 2
- 1
- 6
- 5
- 4
- 3



LISTENING

Numbers 0-12

l)  Listen and repeat.


- | | |
|---------|-----------|
| 0 zero | 7 seven |
| 1 one | 8 eight |
| 2 two | 9 nine |
| 3 three | 10 ten |
| 4 four | 11 eleven |
| 5 five | 12 twelve |
| 6 six | |


m) Write the next number in words.

1. Two, four, six, eight.
2. Four, eight, twelve, sixteen.
3. One, two, three, four, five.
4. Twelve, Eleven, ten, nine, eight.
5. Six, twelve, eighteen, twenty-four.

LISTENING

Phone numbers


n)  Read and listen to these questions and answers. Listen again and practice.



What's your mobile number?
It's 07954 544768

What's your home number?
It's 020 7622 3479

LISTENING

o)  Listen to three conversations. Write the phone numbers.

1. 161 4629 - 16 146 29
2. 79124 - 79124
3. 163243945 - 163243945

p) Work in pairs. Compare answers.

WHAT IS YOUR NAME?

LISTENING
The alphabet

a) Listen and say the alphabet.

Aa Bb Cc Dd Ee Ff Gg
Hh Ii Jj Kk Ll Mm Nn
Oo Pp Qq Rr Ss Tt Uu
Vv Ww Xx Yy Zz*

* Pronunciation
(zed)
BrE=/zɛd/
(zi)
AmE=/zi:/

c) Listen. Circle the correct spelling.
Then spell each name aloud.

1	Green	Greene	Grin
2	Leigh	Lee	Li
3	Katharine	Katherine	Catharine

LISTENING

e) Listen to the conversations.
Write the names.

1. My name Sara = es-ci-eir-eght-eich
2. Si-eich-i-our-ai-i
3. Brown-bi-ar-ou-dabiu-en-i

LISTENING

b) Listen. Circle the letter you hear.

1. A K 4. U O 7. F X 10. J G 13. D G
2. B E 5. B Z 8. X S 11. L N 14. H K
3. M N 6. T C 9. Z V 12. K J 15. P E

d) Read 10 letters aloud to your partner.
Point to the letters you hear.

N M W
J C I Y
F Q O E P D
H B S Z R K
V U L G
A T X

GRAMMAR

Proper nouns

The names of people and places are proper nouns. Use a capital letter to begin a proper noun. Example: Melanie Pepper, New Delhi, Nicaragua.

Common nouns

Other nouns are common nouns. Use a lowercase letter to begin a common noun. Example: morning, doctor, student.

Capital letters:
ABC
Lowercase letters:
abc

f) Circle the proper nouns. Underline the common nouns.

1. Mary Chase
2. letter

3. name
4. France

5. partners
6. alphabet

g) Check the common nouns. Capitalize the proper nouns.

1. ^MMarie

3. ^{Sarah Browne}sarah browne

5. ^{Canada}canada

2. partner

4. teacher

6. noun

What is your first name?

h) Look at the photo. Match the teacher's questions 1-3 to the student's answers a-c.

1. What is your first name, please?

2. What is your last name?


3. How do you spell that?

a. Ortega.

b. O-r-t-e-g-a

c. It is Pablo.

LISTENING

i)  Listen and check your answers.



Choose a or b.

1. A: Hi, Erin.

B: a

- a. Hello.
b. What's your name?

3. A: What's your name?

B: a

- a. Lily.
b. Nice to meet you.

5. A: Hello, I'm Paul

B: a

- a. Nice to meet you.
b. Nice to meet you, too.

2. A: How do you spell your last name?

B: B

- a. Cooper
b. C-O-O-P-E-R

4. A: My name is Dylan Adams.

B: B

- a. I don't understand.
b. I'm Kyle Williams.

6. A: What's your name?

B: a

- a. Rose.
b. R-O-S-E.

GRAMMAR

Verb to be (singular)

AFFIRMATIVE (+)

I'm (= I am)	I'm British.
you're (= you are)	You're a student.
he's (= he is)	He's German.
she's (= she is)	She's Brazilian.
it's (= it is)	It's American.

We use it for a thing (a car, a book, etc.)
Example: a German car, an English book.

NEGATIVE (-)

I'm not (= I am not)	I'm not American.
you aren't (= are not)	You aren't a teacher.
he isn't (= is not)	He isn't from Berlin.
she isn't (= is not)	She isn't Australian.
it isn't (= is not)	It isn't a Mercedes.

TIPS: We can also say "you're not", "he's not",
and "it's not".
Example: you're not a teacher.

YES/NO QUESTIONS (?)

Am I in this class?
Are you from Russia?
Is he a doctor?
Is she Italian?
Is it Japanese?

SHORT ANSWER

Yes, you are.
No, you aren't.
Yes, I am.
No, I'm not.
Yes, he is.
No, he isn't.
Yes, she is.
No, she isn't.
Yes, it is.
No, it isn't.

TIPS: We can also say: "No, you're not", "No, he's not",
"No, she's not" and "No, it's not".
We can't say "Yes, you're", "Yes, I'm", "Yes, he's".