



Mi Universidad

NOMBRE DEL ALUMNO: Izari Yisel Perez Castro

TEMA: nice to meet you/what is your name

PARCIAL: I

MATERIA: ingles


NOMBRE DEL PROFESOR: Jazabel Ivonne Silvestre Montejo

LICENCIATURA: enfermería

NICE TO MEET YOU

LISTENING

Hello!

a)  Look at the photo. Read and listen to conversation 1.

b) Fill in the gaps with I, my, you or your.

Sue: Hello, my name's Sue.
What's your name?


Mario: Hello, my I'm Mario.

Sue: Nice to meet you

Mario: You too.

c) Practice conversation 1 with four students. Use your name.

LISTENING

d)  Read and listen to conversation 2.

e) Fill in the gaps with I, my, you or your.

Adam: Hi, Meg.

Meg: Hi, Adam. How are you?

Adam: I'm fine, thanks.


And you?

Meg: You'm OK. Thanks,

f) Practice conversation 2 with four students. Use your name.

LISTENING


Introducing people

g)  Read and listen to conversation 3.


h) Practice conversation 3. Use your names.

LISTENING

Goodbye!

i)  Read and listen to conversation 4.

j) Practice conversation 4. Use your names.



STEFAN: Hello, I'm Stefan.
What's your name?

EMEL: Hello, my name's Emel.

STEFAN: Nice to meet you.

EMEL: You, too.

TIM: Hi, Anita.

ANITA: Hi, Tim. How are you?

TIM: I'm fine, thanks. And you?

ANITA: I'm OK, thanks.



NINA: Polly, this is David.

POLLY: Hello, David. Nice to meet you.

DAVID: You, too.

LUCY: Goodbye, Miki.


MIKI: Bye, Lucy. See you soon.

LUCY: Yes, see you.

Good morning → 12:00
Good afternoon 12:00 - 6:00 p.m.
Good evening 6:00 p.m. →



LISTENING

k)  Listen and number the words.

Goodbye.

Bye.

Goodnight.

See you.

See you on Saturday.


See you tomorrow.

0
1
2
3
5
4



LISTENING

Numbers 0-12

l)  Listen and repeat.

0 zero

1 one

2 two

3 three

4 four

5 five

6 six

7 seven

8 eight

9 nine

10 ten

11 eleven

12 twelve

m) Write the next number in words.

1. Two, four, six, eight.

2. Four, eight, twelve, sixteen.


3. One, two, three, four, five.

4. Twelve, eleven, ten, nine, eight.

5. Six, twelve, eighteen, twenty-four.

LISTENING

Phone numbers

n)  Read and listen to these questions and answers. Listen again and practice.


What's your mobile number?

It's 07954 544768

What's your home number?

It's 020 7622 3479

LISTENING

o)  Listen to three conversations. Write the phone numbers.

1. 8016149 60229 0661-4960229-469
00229

2. 77009 00124 077009111-2124

3. 632-443-945-1632+44-394
544-3945

p) Work in pairs. Compare answers.

WHAT IS YOUR NAME?

LISTENING

The alphabet

a) Listen and say the alphabet.

Aa Bb Cc Dd Ee Ff Gg

Hh Ii Jj Kk Ll Mm Nn

Oo Pp Qq Rr Ss Tt Uu

Vv Ww Xx Yy Zz*

* Pronunciation

(zed)
BrE = /zɛdz/
(zi)
AmE = /zi:z/

c) Listen. Circle the correct spelling.
Then spell each name aloud.

1	Green	Greene	Grin
2	Leigh	Lee	Li
3	Katharine	Katherine	Catharine

LISTENING

e) Listen to the conversations.
Write the names.

1. Sarah = es - ei - ar - ei - ei ch - ei ch

2. Mariana = em - ei - ar - ai - ei - en - ei - o

3. Brown = bi - ar - ou - da ob liu - en

LISTENING

b) Listen. Circle the letter you hear.

1. A K 4. U O 7. F X 10. J G 13. D G

2. B E 5. B Z 8. X S 11. L N 14. H K

3. M N 6. T C 9. Z V 12. K J 15. P E

d) Read 10 letters aloud to your partner.
Point to the letters you hear.

N M W

J C I Y

F Q O E P D

H B S Z R K

V U L G

A T X

GRAMMAR

Proper nouns

The names of people and places are proper nouns. Use a capital letter to begin a proper noun. Example: Melanie Pepper, New Delhi, Nicaragua.

Common nouns

Other nouns are common nouns. Use a lowercase letter to begin a common noun. Example: morning, doctor, student.

Capital letters:
ABC
Lowercase letters:
abc

f) Circle the proper nouns. Underline the common nouns.

- 1. Mary Chase
- 2. letter
- 3. name
- 4. France
- 5. partners
- 6. alphabet

respuesta: 1, 4, 5
one, four, five

g) Check the common nouns. Capitalize the proper nouns.

- 1. ^Mmarie
- 2. partner
- 3. sarah browne
- 4. teacher
- 5. canada
- 6. noun

respuesta = 5
five

What is your first name?

h) Look at the photo. Match the teacher's questions 1-3 to the student's answers a-c.

- 1. What is your first name, please?
- 2. What is your last name?
- 3. How do you spell that?
- a. Ortega.
- b. O-r-t-e-g-a
- c. It is Pablo.

1 - c
2 - a
3 - b
one - c
four - a
two - b

LISTENING

i) Listen and check your answers.



|| Choose a or b.

1. A: Hi, Erin.

B: a: Hello

- a. Hello.
- b. What's your name?

2. A: How do you spell your last name?

B: b: c-o-o-p-e-r

- a. Cooper
- b. C-O-O-P-E-R

3. A: What's your name?

B: a: Lily

- a. Lily.
- b. Nice to meet you.

4. A: My name is Dylan Adams.

B: b: I'm Kyle Williams

- a. I don't understand.
- b. I'm Kyle Williams.

5. A: Hello. I'm Paul

B: a: nice to meet you

- a. Nice to meet you.
- b. Nice to meet you, too.

6. A: What's your name?

B: a: Rose

- a. Rose.
- b. R-O-S-E.

GRAMMAR

Verb to be (singular)

AFFIRMATIVE (+)

I'm (= I am)	I'm British.
you're (= you are)	You're a student.
he's (= he is)	He's German.
she's (= she is)	She's Brazilian.
it's (= it is)	It's American.

We use it for a thing (a car, a book, etc.)
Example: a German car, an English book.

NEGATIVE (-)

I'm not (= I am not)	I'm not American.
you aren't (= are not)	You aren't a teacher.
he isn't (= is not)	He isn't from Berlin.
she isn't (= is not)	She isn't Australian.
it isn't (= is not)	It isn't a Mercedes.

TIPS: We can also say "you're not", "he's not",
and "it's not".
Example: you're not a teacher.

YES/NO QUESTIONS (?)

SHORT ANSWER

Am I in this class?	Yes, you are. No, you aren't.
Are you from Russia?	Yes, I am. No, I'm not.
Is he a doctor?	Yes, he is. No, he isn't.
Is she Italian?	Yes, she is. No, she isn't.
Is it Japanese?	Yes, it is. No, it isn't.

TIPS: We can also say: "No, you're not", "No, he's not",
"No, she's not" and "No, it's not".
We can't say "Yes, you're", "Yes, I'm", "Yes, he's".