


NICE TO MEET YOU

LISTENING

Hello!

a)  1.1 Look at the photo. Read and listen to conversation 1.

b) Fill in the gaps with I, my, you or your.

Sue: Hello, my name`s Sue.
What`s your name?


Mario: Hello, Sue `m Mario.

Sue: Nice to meet Mario

Mario: I too.

c) Practice conversation 1 with four students. Use your name.

LISTENING

d)  1.2 Read and listen to conversation 2.

e) Fill in the gaps with I, my, you or your.

Adam: Hi, Meg.

Meg: Hi, Adam. How are your?


Adam: Meg `m fine, thanks.

And your?

Meg: adam `m OK, Thanks.

f) Practice conversation 2 with four students. Use your name.

LISTENING



1 STEFAN: Hello, I`m Stefan.

What`s your name?


EMEL: Hello, my name`s Emel.

STEFAN: Nice to meet you.

EMEL: You, too.



LISTENING

k)  1.5 Listen and number the words.

Goodbye.

Bye.

Goodnight.

See you.

See you on Saturday.

See you tomorrow.

2

1

3

4


5

6



LISTENING

Numbers 0-12

l)  1.6 Listen and repeat.

0 zero

1 one

2 two

3 three

4 four

5 five

6 six

7 seven

8 eight

9 nine

10 ten

11 eleven

12 twelve

m) Write the next number in words.

1. Two, four, six, eight.

2. Four, eight, twelve, sixteen.

3. One, two, three, four, five.

4. Twelve, eleven, ten, nine, eight.

5. Six, twelve, eighteen, twenty-four.


m) Write the next number in words.

- 1. Two, four, six, eight.
- 2. Four, eight, twelve, sixteen.
- 3. One, two, three, four, five.
- 4. Twelve, eleven, ten, nine, eight.
- 5. Six, twelve, eighteen, twenty-four.

LISTENING


Phone numbers

n) ^{1.7} Read and listen to these questions and answers. Listen again and practice.



What's your mobile number?

It's 07954 544768



What's your home number?

It's 020 7622 3479


LISTENING

o) ^{1.8} Listen to three conversations. Write the phone numbers.

- 1. It's 1-800-555-1616
- 2. It's 212-296-48-01
- 3. 520-864-6599


p) Work in pairs. Compare answers.

(zed)
BrE=/zɛdz/
(zi)
AmE=/zi:z/

c)  1.11 Listen. Circle the correct spelling.
Then spell each name aloud.

1	Green <i>verbe</i>	Greene <i>verbe</i>	Grin <i>senrijo</i>
2	Leigh	Lee	Li
3	Katharine	Katherine	Catharine

LISTENING

e)  1.12 Listen to the conversations.
Write the names.

1. H = eich - K = Kei

2. M = em - J = Je - Y = vai

3. S = es - w - doblu - P = Pi

d) Read 10 letters aloud to your partner.
Point to the letters you hear.

N M W

J C

I Y

F Q

O E

P D

H B

S Z

R K

V U

L G

A T X

GRAMMAR

Proper nouns

The names of people and places are proper nouns. Use a capital letter to begin a proper noun. Example: Melanie Pepper, New Delhi, Nicaragua.

Common nouns

Other nouns are common nouns. Use a lowercase letter to begin a common noun. Example: morning, doctor, student.

Capital letters:
ABC
Lowercase letters:
abc

f) Circle the proper nouns. Underline the common nouns.

1. Mary Chase
Percecececece

3. name
nombre

5. partners
socios

2. letter
carta

4. France
franco

6. alphabet
alfabeto.

g) Check the common nouns. Capitalize the proper nouns.

1. ^Mmarie

3. sarah browne

5. canada

2. partner

4. teacher

6. noun

1. ^Mmarie

2. partner

3. sarah browne

4. teacher

5. canada

6. noun


What is your first name?

h) Look at the photo. Match the teacher's questions 1-3 to the student's answers a-c.

- 1. What is your first name, please?
 - 2. What is your last name?
 - 3. How do you spell that?
 - a. Ortega.
 - b. O-r-t-e-g-a
 - c. It is Pablo
-

LISTENING

i) 1.13 Listen and check your answers.



j) Choose a or b.

1. A: Hi, Erin.

B: (a)

a. Hello.

b. What's your name?

2. A: How do you spell your last name?

B: (a)

a. Cooper

b. C-O-O-P-E-R

3. A: What's your name?

B: (a)

a. Lily.

b. Nice to meet you.

Encando de conoerte

4. A: My name is Dylan Adams.

B: (b)

a. I don't understand.

b. I'm Kyle Williams.

5. A: Hello. I'm Paul

B: (a)

a. Nice to meet you.

b. Nice to meet you, too.

6. A: What's your name?

B: (a)

a. Rose.

b. R-O-S-E.