



Mi Universidad

NOMBRE DE ALUMNO: AZENETH ISABEL NAJERA ARGUELLO

NOMBRE DEL PROFESOR: LIC. ANA LAURA CULEBRO TORRES

NOMBRE DEL TRABAJO: ACTIVITY # 1

MATERIA: INGLES I

PASIÓN POR EDUCAR

GRADO: 1°

GRUPO: NUTRICIÓN

Ejercicios a realizar para Actividad # 1 (están marcados con una flecha roja)

Introduction – It's nice to meet you

GRAMMAR FOCUS

The verb be

I'm Jennifer Miller.	Are you Steven Carson? Yes, I am .	I'm = I am
You're in my class.	No, I'm not .	You're = You are
She's in our class. (Jennifer is in our class.)	How are you? I'm fine.	He's = He is
He's over there. (Steven is over there.)		She's = She is
It's Miller. (My last name is Miller.)		It's = It is

A Complete the conversation with the correct words in parentheses. Then practice with a partner.

David: Hello, Jennifer. How are (is / are) you?
 Jennifer: I'm (She's / I'm) fine, thanks.
I'm (I'm / It's) sorry – what's your name again?
 David: It's (He's / It's) David – David Medina.
 Jennifer: That's right! David, this is (is / am) Sarah Conner.
she's (She's / He's) in our math class.
 David: Hi, Sarah. It's (I'm / It's) nice to meet you.
 Sarah: Hi, David. I think you're (you're / I'm) in my English class, too.
 David: Oh, right! Yes, I am (are / am).

- ▶ In questions, the *be* verb comes before the noun or pronoun: **Is he** your teacher?
- ▶ Don't use contractions in short answers with Yes: Are you in my class? Yes, **I am**.

1 My, your, his, her

► Use *his* with males and *her* with females: **His** name is David. (NOT: Her name is David.) **Her** name is Maria. (NOT: His name is Maria.)

→ Complete the conversations with *my*, *your*, *his*, or *her*.


1. A: Hello.*My*..... name is Carlos.
B: Hi, Carlos. What's *your*..... last name?
A: It's Gonzales.
B: How do you spell *your*..... last name? Is it G-O-N-Z-A-L-E-Z?
A: No, it's G-O-N-Z-A-L-E-S. And what's *your*..... name?
B: *My*..... name is Bill Powers. Nice to meet you.
2. A: What's Ms. Robinson's first name?
B: *Her*..... first name is Katherine. *Her*..... nickname is Katie.
A: I'm sorry. What's *Her*..... first name again?
B: It's Katherine. And what's Mr. Weber's first name?
A: *His*..... first name is Peter.
B: That's right. And *His*..... nickname is Pete.

TEMA PRINCIPAL: ARTICLES (A/ AN) Y DEMONSTRATIVES (THAT, THIS, THOSE, THESE) (HACER LOS EJERCICIOS QUE TIENEN FLECHAS ROJAS)

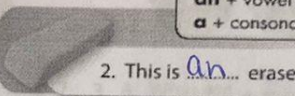
ARTICLES Classroom objects

→ **A** Listen. Complete these sentences with *a* or *an*.


artides
an + vowel sound
a + consonant sound




1. This is a book.




2. This is an eraser.




3. This is an English book.



4. This is a marker.







5. This is a notebook.




6. This is a clock.

GRAMMAR FOCUS


This/these, it/they; plurals

 This is a clock.	 What's this? It's an earring.	It's = It is They're = They are
 These are clocks.	 What are these? They're earrings.	


→ Complete these conversations. Then practice with a partner.




1. A: What are these ?
B: They're keys.




2. A: What 's this ?
B: It's a map.




3. A: What are these ?
B: They're book bags.



4. A: What 's this ?
B: It's a watch.



5. A: What 's this ?
B: It's an umbrella.



6. A: What are these ?
B: They're sunglasses.

4

→ Complete the questions with this or these. Then answer the questions.



1. A: What's this ? 2. A: What's this ? 3. A: What are these ?
 B: It's a camera. B: It's a clock. B: They're earrings.



4. A: What are these ? 5. A: What are these ? 6. A: What's this ?
 B: They're markers. B: They're sunglasses. B: It's an ID.

→ Complete the conversation. Use the words in the box.

a 's this they you
 an it's these they're you're

Dana: Wow! What's this?
 Chris: It's a purse.
 Dana: Oh, cool. Thank you, Chris.
 Chris: You're welcome.
 Eva: Now open this box.
 Dana: OK. What 's this?
 Eva: It's a scarf.
 Dana: Oh, thank you, Eva. And what are these ?
 Eva: They're earrings.
 Dana: Thanks! They're great!
 Amy: Open this, too!
 Dana: Oh, it's an umbrella. Thanks, Amy!

