



**Nombre de alumno:** bethsaida Vázquez Hernández

**Nombre del profesor:** Juan Manuel Jaime Diaz

**Nombre del trabajo:** Unit Activity #2 - Unit 2

**Materia:** Ingles 1

**Grado:** 1

**Grupo:** (a) Escolarizado

Comitán de Domínguez Chiapas a 01 de noviembre de 2021.

Grammar – Present continuos and conjunctions

**Present continuous statements; conjunctions**

<b>I'm</b>	<b>I'm not</b>	OR:
<b>You're</b>	<b>You're not</b>	<b>You aren't</b>
She's <b>wearing</b> shoes.	She's <b>not</b>	She <b>isn't wearing</b> boots.
<b>We're</b>	<b>We're not</b>	<b>We aren't</b>
<b>They're</b>	<b>They're not</b>	<b>They aren't</b>
It's <b>snowing</b> .	It's <b>not</b>	It <b>isn't raining</b> .

**Conjunctions**

It's snowing,  
**and** it's windy.

It's sunny,  
**but** it's cold.

It's windy,  
**so** it's very cold.

Contractios.

I am	I'm	Yo soy/estoy
You are	You're	Tu eres/estas
He is	He's	El es/esta
She is	She's	Ella es/esta
It is	It's	Esto es/esta
We are	We're	Nosotros somos/estamos
You are	You're	Ustedes son/están
They are	They're	Ellos son/están

I am not	I'm not		Yo no soy/estoy
You are not	You're not	You aren't	Tu no eres/estas
He is not	He's not	He isn't	El no es/esta
She is not	She's not	She isn't	Ella no es/esta
It is not	It's not	It isn't	Esto no es/esta
We are not	We're not	We aren't	Nosotros no somos/estamos
You are not	You're not	You aren't	Ustedes no son/están
They are not	They're not	They aren't	Ellos no son/están

## Grammar - Conjunctions “and”, “but” & “so”

Conjunctions are words which connect sentences or groups of words. Some learners know them as connectors or joining words.

One type of conjunction is the coordinating conjunction, which gives equal importance to the words or sentences that it connects.

### Functions of coordinating conjunctions

**and** – the same, similar or equal; without contrast

His favorite snacks are cakes **and** biscuits.

**so** – for showing the consequence of something

He was very hungry, **so** he ate all the cake.

**but** – for contrast

I eat cake, **but** I never eat biscuits; I don't like them.

**for** – for explaining why [more formal and less common than because]

He's overweight, **for** he eats too many cakes and biscuits.

**and** – the same, similar or equal; without contrast

His favourite snacks **are** cakes and biscuits.

**nor** – for two non-contrasting grammatically negative items (not + not)

He doesn't eat cake, **nor** does he eat biscuits.

[= He doesn't eat cake and he doesn't eat biscuits.]

**or** – before an alternative

Would you like cake **or** biscuits with your coffee?

**yet** – contrast, despite something [synonyms = nevertheless, but, still]

He's overweight and feels terrible, **yet** he continues to eat lots of cakes and biscuits.

[He's overweight, but still he continues to eat lots of cakes and biscuits.]

**Exercise 1.** Complete these sentences with the conjunctions "and", "but" or "so". Completa las oraciones usando la conjunción "and", "but" ó "so"

1. He's wearing jeans and sneakers, and he's wearing a T-shirt.
2. It's very cold outside, but I'm not wearing a coat.
3. Her skirt is blue, and her blouse is blue, too.
4. It's raining, so I need an umbrella.
5. He's wearing an expensive suit, and he's wearing sneakers.
6. It's summer and it's very sunny, and it's hot.

## Gramar - Present continuos.

Para formar el presente continuo se utiliza el verbo auxiliar "to be" y el verbo + ing.

Sujeto	Auxiliar (to be)	Verbo+ing
I	<b>Am</b>	talking, eating, learning, doing, going...
he, she, it	<b>is</b>	talking, eating, learning, doing, going...
you, we, they	<b>are</b>	talking , eating, learning, doing, going...

## Structure (Estructura)

### 1. Affirmative Sentences (Frases afirmativas)

**Sujeto + verbo auxiliar (to be) + verbo+ing.**

Ejemplos:

I'm talking.(Estoy hablando.)

He's eating.(Está comiendo.)

They're learning.(Están aprendiendo.)

### 2. Negative Sentences (Frases negativas)

**Sujeto + verbo auxiliar (to be) + auxiliar negativo (not) + verbo+ing.**

Ejemplos:

I'm not talking.(No estoy hablando.)

He's not [He isn't] eating.(No está comiendo.)

### 3. Interrogative Sentences (Frases interrogativas)

**Verbo auxiliar (to be) + sujeto + verbo+ing?**

Ejemplos:

Are you talking?(¿Estás hablando?)

Is he eating?(¿Está comiendo?)

Are they learning?(¿Están aprendiendo?)

## Uses (Usos)

1. El presente continuo se utiliza para hablar sobre algo que está pasando en el momento en el que hablamos.

Ejemplos:

I'm studying now.(Estoy estudiando ahora.)

He's eating at the moment.(Está comiendo en este momento.)

Is it raining?(¿Está lloviendo?)

2. También lo usamos para hablar de algo que está sucediendo en la actualidad pero no necesariamente cuando hablamos. En este caso, se utilizan expresiones de tiempo como "currently", "lately" o "these days".

Ejemplos:

They're learning English.(Están aprendiendo inglés.)

She's currently looking for a job.(Actualmente está buscando un trabajo.)

Are you working much lately?(¿Estás trabajando mucho últimamente?)

3. Usamos el presente continuo para hablar de algo que está ya decidido que se hará en el futuro próximo. Su uso indica que es bastante seguro que lo planificado sucederá.

Ejemplos:

I'm going to the party tonight.(Voy a la fiesta esta noche.)

He's not [He isn't] coming to class tomorrow.(No viene a la clase mañana.)

Are you working next week?(¿Trabajas la semana que viene?)

▶ The present continuous is the present of *be* + verb + *-ing*: **It's raining.**  
**She's wearing** shoes.

▶ The two negative contractions mean the same: **He's not/He isn't** wearing a coat. **We're not/We aren't** wearing gloves.

**Exercise 2.** Cambia las oraciones afirmativas a negativas y las oraciones negativas a afirmativas.

Change the affirmative sentences to negative sentences. Change the negative sentences to affirmative sentences.

1. Mr. and Mrs. Lee are wearing hats. *Mr. and Mrs. Lee aren't wearing hats.*.....
2. It isn't raining. .... **It is raining** .....
3. I'm wearing sunglasses. **I'm not wearing sunglasses** .....
4. You're wearing a new suit. .... **You're not wearing a new suit** .....
5. Michiko isn't wearing gloves. .... **Michiko is wearing gloves** .....



Exercise 3. Escribe las oraciones usando las palabras en paréntesis.

## GRAMMAR FOCUS Present continuous Wh-questions



Los Angeles 4:00 A.M.

**What's Victoria doing?**  
She's **sleeping** right now.



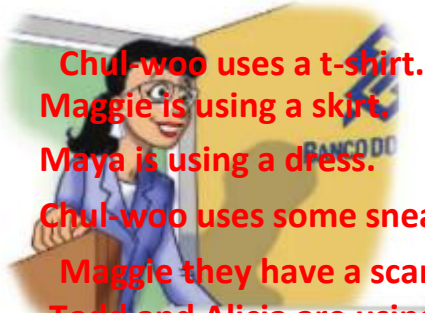
Mexico City 6:00 A.M.

**What's Marcos doing?**  
It's 6:00 A.M., so he's **getting up**.



New York City 7:00 A.M.

**What are Sue and Tom doing?**  
They're **having** breakfast.



Brasília 9:00 A.M.

Chul-woo uses a t-shirt.  
Maggie is using a skirt.  
Maya is using a dress.  
Chul-woo uses some sneakers  
Maggie they have a scarf.  
Todd and Alicia are using some hats



London 12:00 noon

**What are Jim and Ann doing?**  
It's noon, so they're **eating** lunch.



Moscow 3:00 P.M.

**What's Andrei doing?**  
He's **working**.



Bangkok 7:00 P.M.

**What's Permsak doing?**  
He's **eating** dinner right now.



Tokyo 9:00 P.M.

**What's Hiroshi doing?**  
He's **checking** his email.



Your city 00:00

**What are you doing?**  
It's . . . I'm . . .

## 2 Present continuous Wh-questions

- ▶ Use the present continuous to talk about actions that are happening right now: What **are you doing**? I'm **talking** to you!
- ▶ In questions, the *be* verb comes before the subject: What **are you** doing?
- ▶ To form the continuous of verbs ending in *-e*, drop the *e* and add *-ing*:  
have → having.
- ▶ For verbs ending in vowel + consonant, double the consonant and add *-ing*:  
get → getting.

**Exercise 4.** Escribe una conversación escribiendo que están haciendo las personas usando las palabras en paréntesis.

What are the people doing? Write conversations. Use the words in parentheses.

- A: *What's Steve doing?* ..... (Steve)  
B: *He's watching TV.* ..... (watch TV)
- A: **What are Jon and Megan doing?** ..... (Jon and Megan)  
B: **They are taking a walk** ..... (take a walk)
- A: **What is you doing?** ..... (you)  
B: **I am writing conversations** ..... (write conversations)
- A: **What is chris doing?** ..... (Chris)  
B: **He is calling ashley** ..... (call Ashley)
- A: **What are you and taylor doing?** ..... (you and Taylor)  
B: **We are shoping** ..... (shop)
- A: **What is sara doing?** ..... (Sara)  
B: **She is having dinner** ..... (have dinner)
- A: **What are victor and sam doing?** ..... (Victor and Sam)  
B: **They are running in the park** ..... (run in the park)
- A: **What are you and Paulo doing?** ..... (you and Paulo)  
B: **We are chat online** ..... (chat online)



## Weather and Seasons Around the World



It's spring in Brazil.



It's warm. It's very sunny.



It's summer in South Korea.



It's raining. It's hot and humid.



It's fall in the U.S.



It's cool. It's cloudy and windy.



It's winter in Russia.



It's snowing. It's very cold.



Source: Yahoo! Travel

What season is it now?

What's the weather like today?

What's your favorite season?

El invierno — Winter



La primavera — Spring



El verano — Summer



El otoño — Autumn/Fall



# SEASONS AND WEATHER

It is winter



It is spring



It is summer



It is autumn




DECEMBER  
JANUARY  
FEBRUARY

MARCH  
APRIL  
MAY

JUNE  
JULY  
AUGUST

SEPTEMBER  
OCTOBER  
NOVEMBER



**sun - sunny**

The sun is shining brightly. It is sunny.



**cloud - cloudy**

There are clouds in the sky. It is cloudy. It is partly cloudy.


**rain - rainy**

It is raining. It is rainy.




**snow - snowy**

It is snowing. It is snowy.



**wind - windy**

The wind is blowing. It is windy.



**storm - stormy**

It is storming. It is stormy.



**fog - foggy**

There is a fog. It is foggy.



**ld**

The weather is cold. It is cold.



**ot**

The weather is hot. It is hot.



**arm**

The weather is warm. It is warm.



WINTER

Children skate and ski. They play snowballs and make a snowman. It is very cold

Summer holidays are over. Children go to school. The sky is grey. It is rainy.

SPRING

Children sail toy-boats. Trees and grass are green. The sky is blue. It is sunny.

Children swim in the river. Trees and grass are green. There are many beautiful flowers

AUTUMN

SUMMER

**Exercise 1.** What season is it? How is the weather? Write two sentences about each picture.

¿Qué estación es? ¿Como está el clima? Escribe dos oraciones acerca de cada figura.



1. **It's winter.**  
**It's very cold.**

2. **It's rainy**  
**There's rain**



3. **It's sunny**  
**It is very hot**

4. **It's wind**  
**There is a lot of wind**



5. **It's summer**  
**Is it hot**

6. **It's winter**  
**It's cold**



Grammar - Present continuous.

What time is it? 



It's one **o'clock**.



It's one-oh-five.  
It's five **after** one.



It's one-fifteen.  
It's **a quarter after** one.



It's one-thirty.



It's one-forty.  
It's twenty **to** two.



It's one forty-five.  
It's **a quarter to** two.

**TO** (las... menos...)

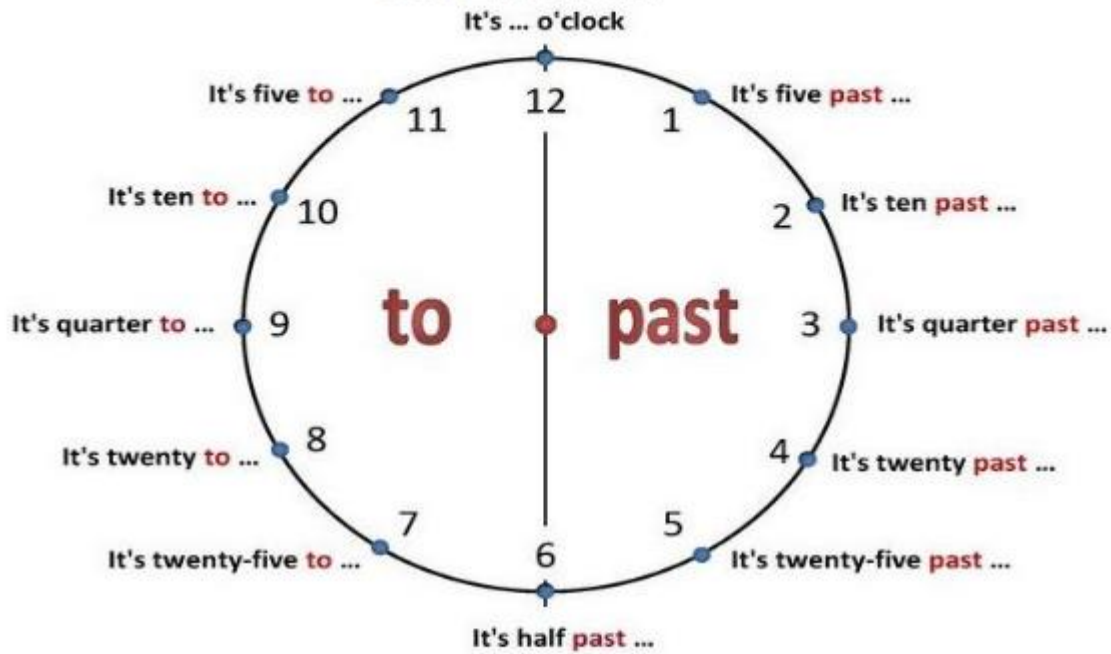
It's... **o'clock**

**PAST** (las... y...)

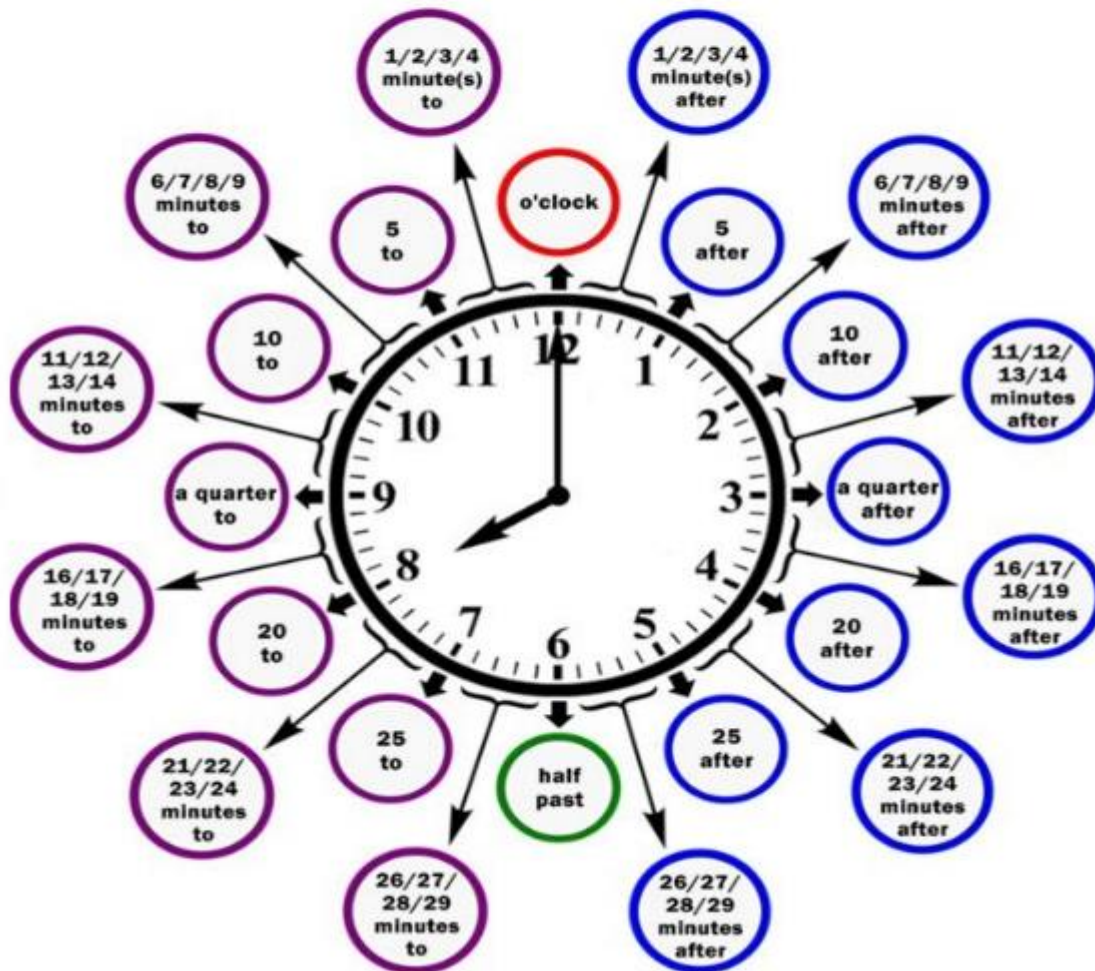




# Son las.....



It's twenty to five = Son las 5 menos veinte



Ver video en youtube para la explicación de las horas:

[https://www.youtube.com/watch?v=ItXtQGHnp1E&feature=emb\\_logo&ab\\_channel=DianaPerez](https://www.youtube.com/watch?v=ItXtQGHnp1E&feature=emb_logo&ab_channel=DianaPerez)

**Is it A.M. or P.M.?**

 <p>It's seven (o'clock) <b>in the morning.</b> It's 7:00 A.M.</p>	 <p>It's twelve (o'clock). It's 12:00 P.M. It's <b>noon.</b></p>	 <p>It's four (o'clock) <b>in the afternoon.</b> It's 4:00 P.M.</p>
 <p>It's seven (o'clock) <b>in the evening.</b> It's 7:00 P.M.</p>	 <p>It's ten (o'clock) <b>at night.</b> It's 10:00 P.M.</p>	 <p>It's twelve (o'clock) <b>at night.</b> It's 12:00 A.M. It's <b>midnight.</b></p>

**Exercise 2.** What time is it?. Use the sentences in the box. ¿Que hora es?, usa las oraciones en la caja.

- |  |   |   |
|--|---|---|
| <input type="checkbox"/> It's five-oh-five.        | <input checked="" type="checkbox"/> It's twenty after nine. | <input type="checkbox"/> It's ten to eight.       |
| <input type="checkbox"/> It's a quarter after one. | <input type="checkbox"/> It's eight after six.              | <input type="checkbox"/> It's a quarter to three. |



1. It's twenty after nine.



2. It's ten to eight.



3. It's a quarter after one.



4. It's five-oh-five.



5. It's a quarter to three.



6. It's eight after six.

**Exercise 3.** What time is it in each city? Write the time in two different ways. ¿Que hora es en cada ciudad? Escribe la hora en dos formas diferentes.

1. It's 10:00 a.m. in Los Angeles.  
It's ten o'clock in the morning.
2. It's 11:00 a.m. in Denver.  
It's eleven o'clock in the morning.
3. It's 12:00 p.m. in Mexico city.  
It's noon.
4. It's 1:00 p.m. in lima.  
It's one o'clock in the afternoon.
5. It's 2:00 p.m. in santiago  
It's two o'clock in the afternoon.
6. It's 3:00 p.m. in Rio  
It's three o'clock in the afternoon.

