



Nombre de alumnos: Victor Calvo Vázquez

Nombre del profesor: Ana Laura Culebro Torres

Nombre del trabajo: ACTIVITY # 1

Materia: Ingles I

Grado: Primero  

Grupo: LMV15EMC0121 A

TEMA PRINCIPAL: THE VERB BE

INTRODUCCIÓN:

Significado del verbo to be

El verbo to be es uno de los más camaleónicos del inglés, por lo que en muchas ocasiones su significado depende del contexto en el que te lo encuentres. Sin embargo, sus significados principales son los siguientes:

1. Ser

He is smart = Él es inteligente

2. Estar

It is cold today = Hoy está hacienda frío

3. Haber

Is there anybody inside? = ¿Hay alguien adentro?

4. Poder (permiso)

Tell her she is not to open the door to strangers = Dile que no puede abrirle la puerta a extraños.

Usos principales del verbo to be

Una vez que ya conocemos sus significados más conocidos, podemos conocer los usos más comunes de este término:

- Verbo

Sirve para mencionar una acción o estado del sujeto en cualquier tiempo.

I am Mexican = Soy mexicano.

I was a doctor = Yo era doctor.

- Verbo auxiliar

Se usa en compañía de otros verbos para dar a entender que las acciones o estados se desarrollan en el momento. Para ello se usa la conjugación –ing.

I am still working= Todavía estoy trabajando.

Conjugación del verbo to be

Te presentamos algunos cuadros con las conjugaciones de los siguientes tiempos: presente, pasado simple, futuro simple, presente perfecto, pasado perfecto, futuro perfecto, condicional y condicional perfecto. Además, incluimos sus formas afirmativas, negativas y de pregunta.

Presente

Afirmativo	Negativo	Pregunta
I am	I am not	Am I?
You are	You are not	Are you?
He / She / It is	He / She / It is not	Is he / she / it?
We are	We are not	Are we?
You are	You are not	Are you?
They are	They are not	Are they?

Puedes seguir leyendo la explicación en el siguiente link:

<https://www.britishcouncil.org.mx/blog/verbo-to-be>

Ejercicios a realizar para Actividad # 1 (están marcados con una flecha roja)

Introduction – It's nice to meet you

GRAMMAR FOCUS

The verb be

I'm Jennifer Miller.

You're in my class.

She's in our class. (**Jennifer is** in our class.)

He's over there. (**Steven is** over there.)

It's Miller. (**My last name is** Miller.)

Are you Steven Carson?

Yes, **I am**.

No, **I'm not**.

How **are you**?

I'm fine.

I'm = I am

You're = You are

He's = He is

She's = She is

It's = It is

A Complete the conversation with the correct words in parentheses.
Then practice with a partner.

David: Hello, Jennifer. How are (is / are) you?

Jennifer: (She's / I'm) fine, thanks.

..... (I'm / It's) sorry – what's your name again?

David: (He's / It's) David – David Medina.

Jennifer: That's right! David, this (is / am) Sarah Conner.

..... (She's / He's) in our math class.

David: Hi, Sarah. (I'm / It's) nice to meet you.

Sarah: Hi, David. I think (you're / I'm) in my English class, too.

David: Oh, right! Yes, I (are / am).

1. Are
2. I'm
3. I'm
4. It's
5. Is
6. She's
7. It's

My, your, his, her

What's **your** name?
What's **his** name?
What's **her** name?

My name is Taylor.
His name is Michael.
Her name is Jennifer.

What's = What is

A Complete the conversations. Use *my*, *your*, *his*, or *her*.



1. A: Hello. What's ~~your~~ name?
B: Hi. name is Antonio.
What's name?
A: name is Nicole.



2. A: What's name?
B: name is Michael.
A: And what's name?
B: name is Jennifer.

1 My, your, his, her

► Use *his* with males and *her* with females: **His** name is David. (NOT: Her name is David.) **Her** name is Maria. (NOT: His name is Maria.)

Complete the conversations with *my*, *your*, *his*, or *her*.

1. A: Hello. ~~My~~ name is Carlos.
B: Hi, Carlos. What's last name?
A: It's Gonzales.
B: How do you spell last name? Is it G-O-N-Z-A-L-E-Z?
A: No, it's G-O-N-Z-A-L-E-S. And what's name?
B: name is Bill Powers. Nice to meet you.
2. A: What's Ms. Robinson's first name?
B: first name is Katherine. nickname is Katie.
A: I'm sorry. What's first name again?
B: It's Katherine. And what's Mr. Weber's first name?
A: first name is Peter.
B: That's right. And nickname is Pete.

1. My
2. Your

3. Your
4. His
5. My
6. Her, Her
7. Her
8. His
9. His

TEMA PRINCIPAL: ARTICLES (A/ AN) Y DEMONSTRATIVES (THAT, THIS, THOSE, THESE) (HACER LOS EJERCICIOS QUE TIENEN FLECHAS ROJAS)

ARTICLES Classroom objects

A Listen. Complete these sentences with *a* or *an*.

articles

an + vowel sound
a + consonant sound



1. This is book.



2. This is eraser.

3. This is English book.



4. This is marker.







5. This is notebook.



6. This is clock.

1. A
2. An
3. An
4. A
5. A
6. A

This/these, it/they; plurals 

 <p>This is a clock.</p>	 <p>What's this? It's an earring.</p>	<p>It's = It is They're = They are</p>
 <p>These are clocks.</p>	 <p>What are these? They're earrings.</p>	

Complete these conversations. Then practice with a partner.



4

1. A: What ~~are these~~ ?
B: They're keys.....

2. A: What ?
B:

3. A: What ?
B:



4. A: What ?
B:

5. A: What ?
B:

6. A: What ?
B:

1. Are these/they're keys
2. What's this?/it is a map
3. What are these? They're backpacks
4. What's this?/ it's a watch
5. What's this?/it's an umbrella
6. What's this?/it's a glasses

Complete the questions with this or these. Then answer the questions.



1. A: What's this ? 2. A: What's _____ ? 3. A: What are _____ ?
B: It's a camera . B: _____ . B: _____ .



4. A: What are _____ ? 5. A: What are _____ ? 6. A: What's _____ ?
B: _____ . B: _____ . B: _____ .

1. This/ it's a camera
2. This/ it's o clock
3. These/ they're earrings
4. These/ they're marker
5. These/ they're glasses
6. This/ its a id

Complete the conversation. Use the words in the box.

a 's this they you
 an it's these they're you're

Dana: Wow! What's this?

Chris: _____ it's _____ a purse.

Dana: Oh, cool. Thank _____, Chris.

Chris: _____ welcome.

Eva: Now open _____ box.

Dana: OK. What _____ this?

Eva: It's _____ scarf.

Dana: Oh, thank you, Eva. And what are _____ ?

Eva: _____ 're earrings.

Dana: Thanks! _____ great!

Amy: Open this, too!

Dana: Oh, it's _____ umbrella. Thanks, Amy!



1. It's
2. you
3. you're
4. this
5. 's
6. A
7. This
8. They
9. These
10. an