

Introduction – It's nice to meet you

GRAMMAR FOCUS

The verb be

I'm Jennifer Miller.

You're in my class.

She's in our class. (**Jennifer is** in our class.)

He's over there. (**Steven is** over there.)

It's Miller. (**My last name is** Miller.)

Are you Steven Carson?

Yes, **I am**.

No, **I'm not**.

How **are you**?

I'm fine.

I'm = I am

You're = You are

He's = He is

She's = She is

It's = It is

A Complete the conversation with the correct words in parentheses. Then practice with a partner.

David: Hello, Jennifer. How are (is / are) you?

Jennifer: I'm (She's / I'm) fine, thanks.

It's (I'm / It's) sorry – what's your name again?

David: It's (He's / It's) David – David Medina.

Jennifer: That's right! David, this am (is / am) Sarah Conner.

He's (She's / He's) in our math class.

David: Hi, Sarah. I'm (I'm / It's) nice to meet you.

Sarah: Hi, David. I think you're (you're / I'm) in my English class, too.

David: Oh, right! Yes, I am (are / am).

2 The verb be

- ▶ In questions, the *be* verb comes before the noun or pronoun: **Is he** your teacher?
- ▶ Don't use contractions in short answers with Yes: Are you in my class? Yes, **I am**. (NOT: Yes, I'm.)

Complete the conversations. Use the words in the box.

am ✓	I'm ✓	it's ✓	she's
✓ are	I am ✓	I'm not	you ✓
			you're ✓

1. A: Excuse me. Are you Patty Wilson?

B: No, I'm not. She's over there.

A: OK. Thanks.

2. A: Hi. Are It's Patty Wilson?

C: Yes, I am.

A: Oh, good. I'm Sergio Baez. you're in my English class.

C: Yes, I am. you nice to meet you, Sergio.

GRAMMAR FOCUS

My, your, his, her

What's **your** name?
 What's **his** name?
 What's **her** name?

My name is Taylor.
His name is Michael.
Her name is Jennifer.

What's = What is

A Complete the conversations. Use *my, your, his, or her*.



1. A: Hello. What's YOUR name?
 B: Hi. MY name is Antonio.
 What's HER name?
 A: HIS name is Nicole.



2. A: What's YOUR name?
 B: MY name is Michael.
 A: And what's HER name?
 B: HIS name is Jennifer.

1 My, your, his, her

- Use *his* with males and *her* with females: **His** name is David. (NOT: Her name is David.) **Her** name is Maria. (NOT: His name is Maria.)

Complete the conversations with *my, your, his, or her*.

1. A: Hello. My name is Carlos.
 B: Hi, Carlos. What's His last name?
 A: It's Gonzales.
 B: How do you spell his last name? Is it G-O-N-Z-A-L-E-Z?
 A: No, it's G-O-N-Z-A-L-E-S. And what's Your name?
 B: his name is Bill Powers. Nice to meet you.
2. A: What's Ms. Robinson's first name?
 B: her first name is Katherine. her nickname is Katie.
 A: I'm sorry. What's your first name again?
 B: It's Katherine. And what's Mr. Weber's first name?
 A: his first name is Peter.
 B: That's right. And his nickname is Pete.

ARTICLES Classroom objects

A Listen. Complete these sentences with *a* or *an*.

articles

an + vowel sound
a + consonant sound



1. This is a book.




2. This is an eraser.

3. This is a English book.



4. This is a marker.



5. This is a notebook.



6. This is a clock.

GRAMMAR FOCUS

This/these, it/they; plurals



This is **a** clock.

What's **this**?
It's **an** earring.

It's = It is
They're = They are



These are **clocks**.

What **are these**?
They're **earrings**.



Complete these conversations. Then practice with a partner.



1. A: What are these ?
B: They're keys .



2. A: What 's this ?
B: It's an map .



3. A: What are these ?
B: These are bags .



4. A: What 's this ?
B: It's an watch .




5. A: What 's this ?
B: It's an umbrella .




6. A: What 's this ?
B: It's an clamp .

Complete the questions with this or these. Then answer the questions.



1. A: What's this ? B: It's a camera.
 2. A: What's this ? B: It's a clock.
 3. A: What are these ? B: these are earrings.



4. A: What are these ? B: these are markers.
 5. A: What are this ? B: It's an clamp.
 6. A: What's this ? B: It's blast card.

Complete the conversation. Use the words in the box.

<input checked="" type="checkbox"/> a	<input checked="" type="checkbox"/> 's	<input checked="" type="checkbox"/> this	<input checked="" type="checkbox"/> they	<input checked="" type="checkbox"/> you
<input checked="" type="checkbox"/> an	<input checked="" type="checkbox"/> it's	<input checked="" type="checkbox"/> these	<input type="checkbox"/> they're	<input checked="" type="checkbox"/> you're

Dana: Wow! What's this?

Chris: it's a purse.

Dana: Oh, cool. Thank you're, Chris.

Chris: they're welcome.

Eva: Now open this box.

Dana: OK. What 's this?

Eva: it's a scarf.

Dana: Oh, thank you, Eva. And what are these ?

Eva: they 're earrings.

Dana: Thanks! you great!

Amy: Open this, too!

Dana: Oh, it's an umbrella. Thanks, Amy!

