



Nombre de alumno:

Sofía Yamileth Guillén Flores

Nombre del profesor:

Mr. Juan Manuel Jaime

Nombre del trabajo:

Unit Activity #1 Unit 1

Materia:

Ingles IV

Grado:

Cuarto Cuatrimestre

Grupo:

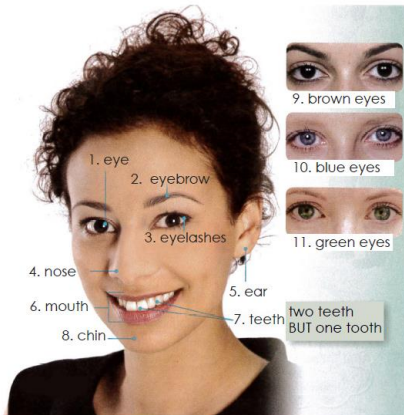
Unico

APPEARANCE AND HEALTH - Vocabulary



Exercise 1. Translate to spanish the vocabulary above. Traduce al español el vocabulario de arriba.

- | | |
|--------------------|------------------------|
| 1. Negro | 10. Ondulada |
| 2. Café | 11. Rizada |
| 3. Rojo | 12. Largo |
| 4. Rubio | 13. Corto (pequeño) |
| 5. Gris | 14. El es calvo |
| 6. Blanco | 15. El tiene un bigote |
| 7. Oscura | 16. El tiene una barba |
| 8. Ligera (Luz) | 17. El usa anteojos |
| 9. Derecho (lacio) | |



Exercise 2. Translate to spanish the vocabulary above. Traduce al español el vocabulario de arriba.

- | | |
|-------------|-----------------|
| 1. Ojos | 7. Dientes |
| 2. Cejas | 8. Barbilla |
| 3. Pestañas | 9. Ojos cafes |
| 4. Nariz | 10. Ojos azules |
| 5. Oreja | 11. Ojos verdes |
| 6. Boca | |

GRAMMAR

Describing people with “be” and “have”.

With “be”

Her eyes are blue.

Their hair is grey.

Her eyelashes are long and dark.

With “have”

She has blue eyes.

They have grey hair.

She has long, dark, eyelashes.

Remember:

Adjectives come before the nouns they describe.
Example: She has blue eyes. NOT She has eyes blue.

Adjectives are never plural.

She has blue eyes. NOT She has eyes blue.

VERBO TO BE

Afirmativo	Negativo	Interrogativo
I am	I am not	Am I ?
You are	You are not	Are you?
He is	He is not	Is he ?
She is	She is not	Is she ?
It is	It is not	Is it ?
We are	We are not	Are we ?
You are	You are not	Are you?
They are	They are not	Are they ?

VERBO TO HAVE - PRESENTE DE INDICATIVO		
MODO AFIRMATIVO	MODO INTERROGATIVO	MODO NEGATIVO
I have he / tengo	Have I? ¿He? ¿Tengo?	I have not no he no tengo
You have has / tienes	Have you? ¿Has? ¿Tienes?	You have not no has no tienes
He has ha / tiene	Has he? ¿Ha? ¿Tiene?	He has not no ha no tiene
She has ha / tiene	Has she? ¿Ha? ¿Tiene?	She has not no ha no tiene
It has ha / tiene	Has it? ¿Ha? ¿Tiene?	It has not no ha no tiene
We have hemos tenemos	Have we? ¿Hemos? ¿Tenemos?	We have not no hemos no tenemos
You have han tienen	Have you? ¿Han? ¿Tienen?	You have not no han no tienen
They have han tienen	Have they? ¿Han? ¿Tienen?	They have not no han no tienen

Exercise 3. Complete each sentence with the correct form of “be” and “have”.

1. A: What does your brother look like?

B: Well, he _____have_____ a mustache and wavy hair.

And he wears glasses.

2. A: What does your mother look like?

B: Her hair _____be_____ curly and black.

3. A: What does her father look like?

B: He _____have_____ a short, gray beard.

4. A: What does his grandmother look like?

B: She _____be_____ curly, gray hair and beautiful eyes.

5. A: What does his sister look like?

B: His sister? Her hair _____have_____ long and pretty!

6. A: What do your brothers look like?

B: They _____have_____ straight, black hair, and they wear glasses.

Exercise 4. Write a sentence with “be” and a sentence with “have”.

Example:

1. Kate / hair/ long / straight

(using “be”) a. Kate's hair is long and straight

(using “have”) b. Kate has long straight hair

2. George / short/ black hair

(using “be”) a. That George be the boy that have the hair black and short

(using “have”) b. George have black hair and short

3. Harry/ long / curly/ hair

(using “be”) a. Harry is this that be hair long and curly.

(using “have”) b. Harry have long and curly hair.

4. Mary/ eyes/ blue

(using “be”) a. That Mary be the woman that have the eyes blue

(using “have”) b. Mary have eyes blue

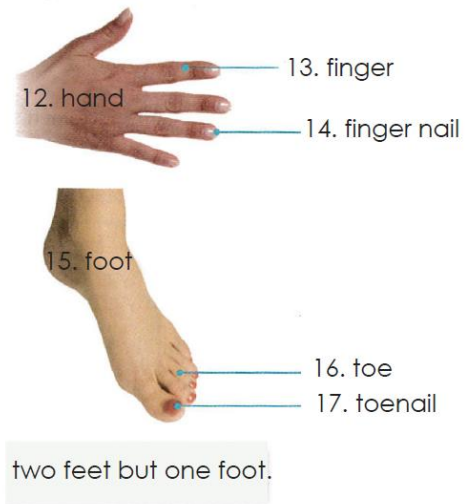
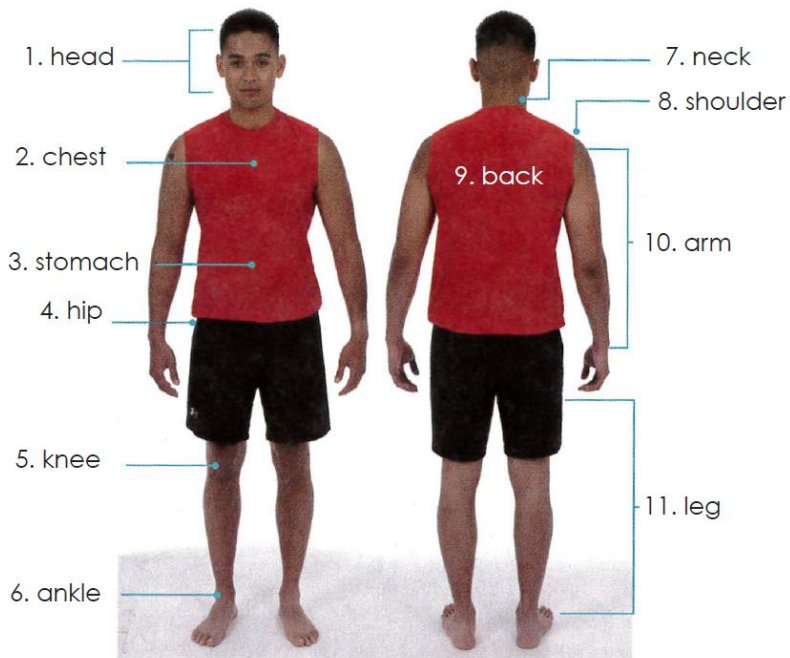
5. Amy/ pretty/ eyes

(using “be”) a. Amy be the one with the pretty eyes

(using “have”) b. . Amy have pretty eyes

VOCABULARY

Parts of the body



Exercise 1. Translate to Spanish the vocabulary above. Traduce al español el vocabulario de arriba.

- | | |
|-------------|------------------|
| 1. Cabeza | 10. Brazo |
| 2. Pecho | 11. Pierna |
| 3. Estomago | 12. Mano |
| 4. Cadera | 13. Dedo |
| 5. Rodilla | 14. Uña del dedo |
| 6. Tobillo | 15. Pie |
| 7. Cuello | 16. Dedo del pie |
| 8. Hombros | 17. Uña del pie |
| 9. Espalda | |

VOCABULARY -Ailments (Enfermedades/Dolores)

I don't feel well. I have ...




1. a headache



2. a stomachache



3. an earache



4. a toothache



5. a backache



6. a cold



7. a sore throat



8. a fever



9. a cough



10. a runny nose

Exercise 2. Translate to Spanish the vocabulary above. Traduce al español el vocabulario de arriba.

1. Un dolor de cabeza

2. Un dolor de Estomago

3. Un dolor de oido

4. Un dolor de muelas

5. Un dolor de espalda

6. Un resfriado

7. Un dolor de garganta

8. Fiebre

9. Tos

10. Una nariz que moquea

VOCABULARY - Remedies



1. take something



2. lie down



3. have some tea



4. see a doctor/ see a dentist

1. Toma algo.

2. Recuéstate.

3. Toma un té.

4. Ve un doctor / ve un dentista.

Exercise 3. Escribe 8 oraciones usando el vocabulario de arriba

Example: I have a cold; I should see a doctor.

1. He have a fever; I should take something
2. She have a toothache; I should see a dentist
3. Maria have a sore throat; I should have some tea
4. Juan have a headache; I should lie down
5. Pedro have a cough; I should have some tea
6. Tito have a backache; I should see a doctor
7. Juana have a cold; I should lie down
8. Carla have a stomachache; I should see a doctor

GRAMMAR - Modal: "should" + base form for suggestions

Should: deber

Shouldn't: no deber

Should not: no deber

Usos

1. **Dar consejos (give advice)**; ejemplo:

-I think you should go to the doctor. (Creo que debes ir al médico)

-You shouldn't drink alcohol. (No deberías beber alcohol)

2. **Mostrar obligación** o deber (obligation or duty) para decir qué es lo correcto

-You should wear a helmet when riding a motorcycle. (Usted debe usar un casco cuando conduzca una motocicleta)

-You shouldn't smoke in here. (No deberías fumar aquí)

3. **Mostrar probabilidad o expectativa** (probability or expectation)

-They should be here soon. (Deberían estar aquí pronto)

-I believe 200 dollars should be enough for the trip. (Creo que 200 dólares deberían ser suficientes para el viaje)

Estructura

a) Affirmative: después de SHOULD el verbo no debe tener TO, sólo la forma base.

He should call an ambulance right now. (El debería llamar una ambulancia ahora mismo)

b) Negative: la forma sin es contracción es **SHOULD NOT** y con contracción es **SHOULDN'T**; ambas formas son correctas.

-They shouldn't cheat on the Spanish exam. (Ellos no deben hacer trampa en el examen de español)

-That soccer player should not dive all the time; it's not fair play. (Ese jugador de futbol no debería fingir/echarse a la piscina todo el tiempo; no es juego limpio)

c) Interrogative: debemos usar SHOULD antes del SUJETO.

-Should I take a summer course at college? (¿Debo tomar un curso de verano en la universidad?)

-Yes, you should. (Sí)

-No, you shouldn't. (No)



Exercise 4. Complete each sentence with “**should o shouldn't**” and a verb form from the box.

1. It's your birthday. You should go out for dinner!

2. I'm sorry you have a toothache. You _ should see _____ (**see**) a dentist.

3. There's a movie on TV tonight. We ___should watching _____ (**watch**) it.

4. You have a cold? You _____shouldn't exercise _____ (**not exercise**) today.

5. We have tomatoes, potatoes, and onions. We _____should make _____ (**make**) tomato potato soup for dinner tonight!

6. Pam's taking a shower right now. You __should call _____ (**call**) back later.

7. Martin has a headache. He _____shouldn't _____ (**not play**) soccer tonight.

8. It's time for bed. You ___should get _____ (**get**) undressed.