



**Nombre de alumno: Cristian de Jesús  
Banegas Aguilar**

**Nombre del profesor: Juan Manuel Jaime**

**Nombre del trabajo: Unit Activity #1 Unit 1**

**Materia: INGLES IV**

**Grado: 4 Cuatrimestre**

**Grupo: BRH05EMC0120-A**

## APPEARANCE AND HEALTH - Vocabulary



**Exercise 1.** Translate to spanish the vocabulary above. Traduce al español el vocabulario de arriba.

1. NEGRA

2. MARRON

3. ROJA

4. RUBIO

5. GRIS

6. BLANCA

7. OSCURO

8. LIGERA

9. DERECHA

10. ONDULADA

11. RIZADA

12. LARGO

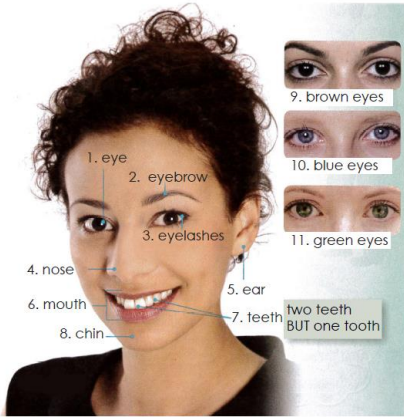
13. PEQUEÑO

14. EL ES CALVO

15. EL TIENE BIGOTE

16. EL TIENE UNA BARBA

17. EL USA ANTEOJOS



**Exercise 2.** Translate to spanish the vocabulary above.  
Traduce al español el vocabulario de arriba.

- 1. OJO
- 2. CEJA
- 3. PESTAÑAS
- 4. NARIZ
- 5. OREJA
- 6. BOCA
- 7. DIENTES
- 8. BARBILA
- 9. OJOS CAFES
- 10. OJOS AZULES
- 11. OJOS VERDES

**GRAMMAR**

**Describing people with "be" and "have".**

With "be"

Her eyes are blue.  
Their hair is grey.  
Her eyelashes are long and dark.

With "have"

She has blue eyes.  
They have grey hair.  
She has long, dark, eyelashes.

Remember:  
Adjectives come before the nouns they describe.  
Example: She has blue eyes. NOT She has eyes blue.  
  
Adjectives are never plural.  
She has blue eyes. NOT She has eyes blue.

**VERBO TO BE**

Afirmativo	Negativo	Interrogativo
I am	I am not	Am I ?
You are	You are not	Are you?
He is	He is not	Is he ?
She is	She is not	Is she ?
It is	It is not	Is it ?
We are	We are not	Are we ?
You are	You are not	Are you?
They are	They are not	Are they ?

VERBO TO HAVE - PRESENTE DE INDICATIVO		
MODO AFIRMATIVO	MODO INTERROGATIVO	MODO NEGATIVO
I <b>have</b> he / tengo	<b>Have</b> I? ¿He? ¿Tengo?	I <b>have not</b> no he no tengo
You <b>have</b> has / tienes	<b>Have</b> you? ¿Has? ¿Tienes?	You <b>have not</b> no has no tienes
He <b>has</b> ha / tiene	<b>Has</b> he? ¿Ha? ¿Tiene?	He <b>has not</b> no ha no tiene
She <b>has</b> ha / tiene	<b>Has</b> she? ¿Ha? ¿Tiene?	She <b>has not</b> no ha no tiene
It <b>has</b> ha / tiene	<b>Has</b> it? ¿Ha? ¿Tiene?	It <b>has not</b> no ha no tiene
We <b>have</b> hemos tenemos	<b>Have</b> we? ¿Hemos? ¿Tenemos?	We <b>have not</b> no hemos no tenemos
You <b>have</b> han tienen	<b>Have</b> you? ¿Han? ¿Tienen?	You <b>have not</b> no han no tienen
They <b>have</b> han tienen	<b>Have</b> they? ¿Han? ¿Tienen?	They <b>have not</b> no han no tienen

**Exercise 3.** Complete each sentence with the correct form of "be" and "have".

1. A: What does your brother look like?  
B: Well, he it has a mustache and wavy hair.  
And he wears glasses.

2. A: What does your mother look like?

B: Her hair she is curly and black.

3. A: What does her father look like?

B: He has a short, gray beard.

4. A: What does his grandmother look like?

B: She he has curly, gray hair and beautiful eyes.

5. A: What does his sister look like?

B: His sister? Her hair he is long and pretty!

6. A: What do your brothers look like?

B: They you are straight, black hair, and they wear glasses.

**Exercise 4.** Write a sentence's with "be" and a sentence with "have".

**Example:**

**1. Kate / hair/ long / straight**

(using "be") a. Kate's hair is long and straight

(using "have") b. Kate has long straight hair

**2. George / short/ black hair**

(using "be") a. George's hair is black and short

\*using "have") b. George has short black hair

**3. Harry/ long / curly/ hair**

(using "be") a. Harry's hair is long and curly

(using "have") b. Harry has long curly hair

**4. Mary/ eyes/ blue**

(using "be") a. Mary's eyes are blue

(using "have") b. Mary has blue eyes

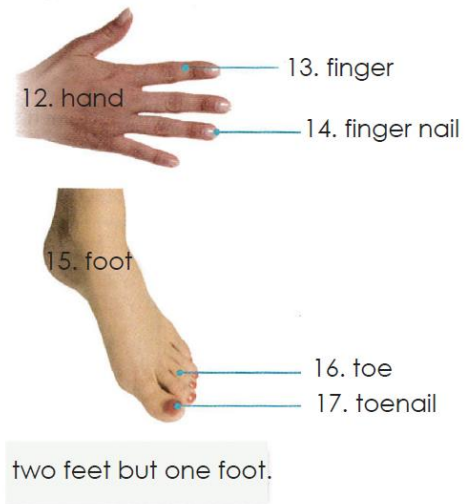
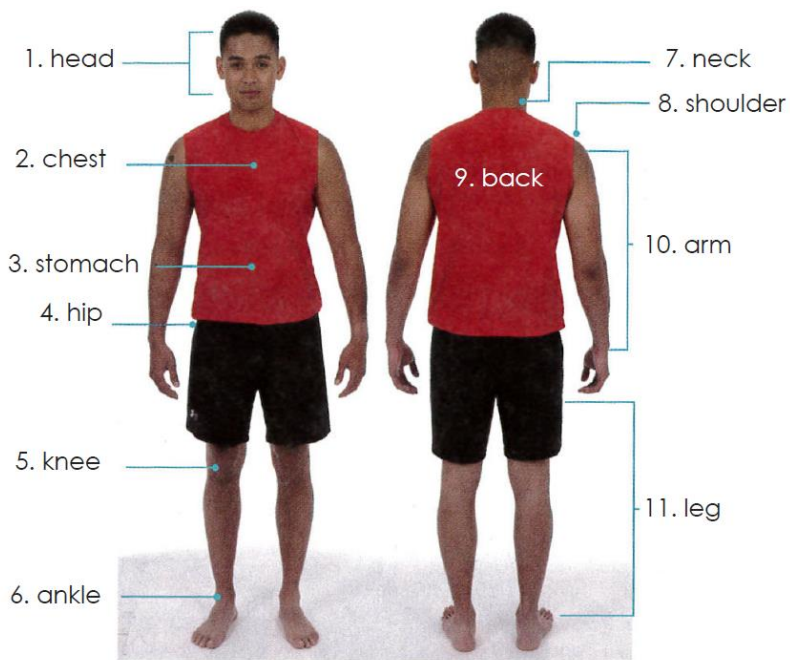
**5. Amy/ pretty/ eyes**

(using "be") a. Amy's eyes are pretty

(using "have") b. Amy has pretty eyes

## VOCABULARY

### Parts of the body



**Exercise 1.** Translate to Spanish the vocabulary above. Traduce al español el vocabulario de arriba.

1. Cabeza

2. Pecho

3. Estomago

4. Cadera

5. Rodilla

10. Brazo

11. Pierna

12. Mano

13. Dedo

14. Uña del dedo

- 6. Tobillo
- 7. Cuello
- 8. Hombro
- 9. Espalda

- 15. Pie
- 16. Dedo del pie
- 17. Uña del dedo del pie

**VOCABULARY - Ailments (Enfermedades/Dolores)**

I don't feel well. I have ...



1. a headache



2. a stomachache



3. an earache



4. a toothache



5. a backache



6. a cold



7. a sore throat



8. a fever



9. a cough




10. a runny nose

**Exercise 2.** Translate to Spanish the vocabulary above. Traduce al español el vocabulario de arriba.


- 1. Un dolor de cabeza
- 2. Un dolor de estómago
- 3. Un dolor de oído
- 4. Un dolor de muelas
- 5. Un dolor de espalda
- 6. Un resfriado
- 7. Un dolor de garganta
- 8. Fiebre
- 9. Tos
- 10. Una nariz de moquea

**VOCABULARY - Remedies**





1. take something



2. lie down



3. have some tea



4. see a doctor/ see a dentist

1. Toma algo.

2. Recuéstate.

3. Toma un té.

4. Ve un doctor / ve un dentista.

### Exercise 3. Escribe 8 oraciones usando el vocabulario de arriba

Example: I have a cold; I should see a doctor.

1. take something for body ache



2. take some vitamins to be strong



3. Lie down and use the phone

4. Lie down and listen to music

5. have some tea for discomfort



6. have some tea to enjoy the moment



7.

8. You have too much cough go to a doctor who check

### GRAMMAR - Modal: "should" + base form for suggestions

Should: deber

Shouldn't: no deber

Should not: no deber

## Usos

1. **Dar consejos (give advice)**; ejemplo:

-I think you should go to the doctor. (Creo que debes ir al médico)

-You shouldn't drink alcohol. (No deberías beber alcohol)

2. **Mostrar obligación** o deber (obligation or duty) para decir qué es lo correcto

-You should wear a helmet when riding a motorcycle. (Usted debe usar un casco cuando conduzca una motocicleta)

-You shouldn't smoke in here. (No deberías fumar aquí)

3. **Mostrar probabilidad o expectativa** (probability or expectation)

-They should be here soon. (Deberían estar aquí pronto)

-I believe 200 dollars should be enough for the trip. (Creo que 200 dólares deberían ser suficientes para el viaje)

## Estructura

**a) Affirmative:** después de SHOULD el verbo no debe tener TO, sólo la forma base.

He should call an ambulance right now. (El debería llamar una ambulancia ahora mismo)

**b) Negative:** la forma sin contracción es **SHOULD NOT** y con contracción es **SHOULDN'T**; ambas formas son correctas.

-They shouldn't cheat on the Spanish exam. (Ellos no deben hacer trampa en el examen de español)

-That soccer player should not dive all the time; it's not fair play. (Ese jugador de fútbol no debería fingir/echarse a la piscina todo el tiempo; no es juego limpio)

**c) Interrogative:** debemos usar SHOULD antes del SUJETO.

-Should I take a summer course at college? (¿Debo tomar un curso de verano en la universidad?)

-Yes, you should. (Sí)

-No, you shouldn't. (No)





**Exercise 4.** Complete each sentence with “**should o shouldn't**” and a verb form the box.

1. It's your birthday. You should go out for dinner!
2. I'm sorry you have a toothache. You should **(see)** a dentist.
3. There's a movie on TV tonight. We should **(watch)** it.
4. You have a cold? You shouldn't **(not exercise)** today.
5. We have tomatoes, potatoes, and onions. We should **(make)** tomato potato soup for dinner tonight!
6. Pam's taking a shower right now. You should **(call)** back later.
7. Martin has a headache. He shouldn't **(not play)** soccer tonight.
8. It's time for bed. You should **(get)** undressed.