



**Nombre de alumno: Sili Morelia Pérez Escobedo**

**Nombre del profesor: Juan Manuel Jaime Díaz**

**Nombre del trabajo: Unit Activity #1 Unit 1**

**Materia: Inglés IV**

PASIÓN POR EDUCAR

**Grado: 4to cuatrimestre**

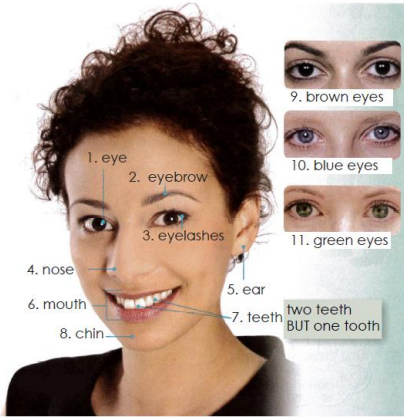
**Grupo: A**

## APPEARANCE AND HEALTH - Vocabulary



**Exercise 1.** Translate to spanish the vocabulary above. Traduce al español el vocabulario de arriba.

- |           |                     |
|-----------|---------------------|
| 1. Negro  | 10. Ondulado        |
| 2. marron | 11. Rizado          |
| 3. Rojo   | 12. Largo           |
| 4. Rubio. | 13. Corto           |
| 5. Gris   | 14. Es calvo        |
| 6. Blanco | 15. Tiene bigote    |
| 7. Oscuro | 16. Tiene barba     |
| 8. Claro  | 17. El usa anteojos |
| 9. Recto  |                     |



**Exercise 2.** Translate to spanish the vocabulary above.  
Traduce al español el vocabulario de arriba.

- |             |                 |
|-------------|-----------------|
| 1. Ojo      | 7. Dientes      |
| 2. Ceja     | 8. Barbilla     |
| 3. Pestañas | 9. Ojos cafés   |
| 4. Nariz    | 10. Ojos azules |
| 5. Oreja    | 11. Ojos verdes |
| 6. Boca     |                 |

**GRAMMAR**

**Describing people with "be" and "have".**

With "be"

Her eyes are blue.  
Their hair is grey.  
Her eyelashes are long and dark.

With "have"

She has blue eyes.  
They have grey hair.  
She has long, dark, eyelashes.

Remember:  
Adjectives come before the nouns they describe.  
Example: She has blue eyes. NOT She has eyes blue.  
  
Adjectives are never plural.  
She has blue eyes. NOT She has eyes blue.

**VERBO TO BE**

Afirmativo	Negativo	Interrogativo
I am	I am not	Am I ?
You are	You are not	Are you?
He is	He is not	Is he ?
She is	She is not	Is she ?
It is	It is not	Is it ?
We are	We are not	Are we ?
You are	You are not	Are you?
They are	They are not	Are they ?

VERBO TO HAVE - PRESENTE DE INDICATIVO		
MODO AFIRMATIVO	MODO INTERROGATIVO	MODO NEGATIVO
I <b>have</b> he / tengo	<b>Have</b> I? ¿He? ¿Tengo?	I <b>have not</b> no he no tengo
You <b>have</b> has / tienes	<b>Have</b> you? ¿Has? ¿Tienes?	You <b>have not</b> no has no tienes
He <b>has</b> ha / tiene	<b>Has</b> he? ¿Ha? ¿Tiene?	He <b>has not</b> no ha no tiene
She <b>has</b> ha / tiene	<b>Has</b> she? ¿Ha? ¿Tiene?	She <b>has not</b> no ha no tiene
It <b>has</b> ha / tiene	<b>Has</b> it? ¿Ha? ¿Tiene?	It <b>has not</b> no ha no tiene
We <b>have</b> hemos tenemos	<b>Have</b> we? ¿Hemos? ¿Tenemos?	We <b>have not</b> no hemos no tenemos
You <b>have</b> han tienen	<b>Have</b> you? ¿Han? ¿Tienen?	You <b>have not</b> no han no tienen
They <b>have</b> han tienen	<b>Have</b> they? ¿Han? ¿Tienen?	They <b>have not</b> no han no tienen

**Exercise 3.** Complete each sentence with the correct form of "be" and "have".

1. A: What does your brother look like?  
B: Well, he have a mustache and wavy hair.  
And he wears glasses.

2. A: What does your mother look like?

B: Her hair have curly and black.

3. A: What does her father look like?

B: He have a short, gray beard.

4. A: What does his grandmother look like?

B: She have curly, gray hair and beautiful eyes.

5. A: What does his sister look like?

B: His sister? Her hair have long and pretty!

6. A: What do your brothers look like?

B: They have straight, black hair, and they wear glasses.

**Exercise 4.** Write a sentence with "be" and a sentence with "have".

**Example:**

**1. Kate / hair/ long / straight**

(using "be")            a. Kate's hair is long and straight

(using "have")        b. Kate has long straight hair

**2. George / short/ black hair**

(using "be")            a. George be short black hair.

(using "have")        b. George has short/ black hair.

**3. Harry/ long / curly/ hair**

(using "be")            a. Harry is be hair long curly.

(using "have")        b. Harry have hair long curly.

**4. Mary/ eyes/ blue**

(using "be")            a. Mary is be eyes blue

(using "have")        b. Mary have eyes blue

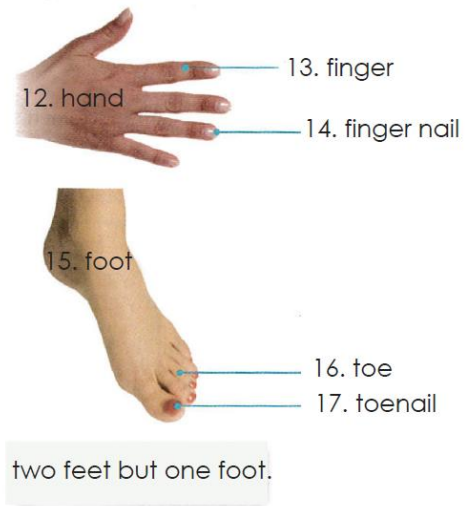
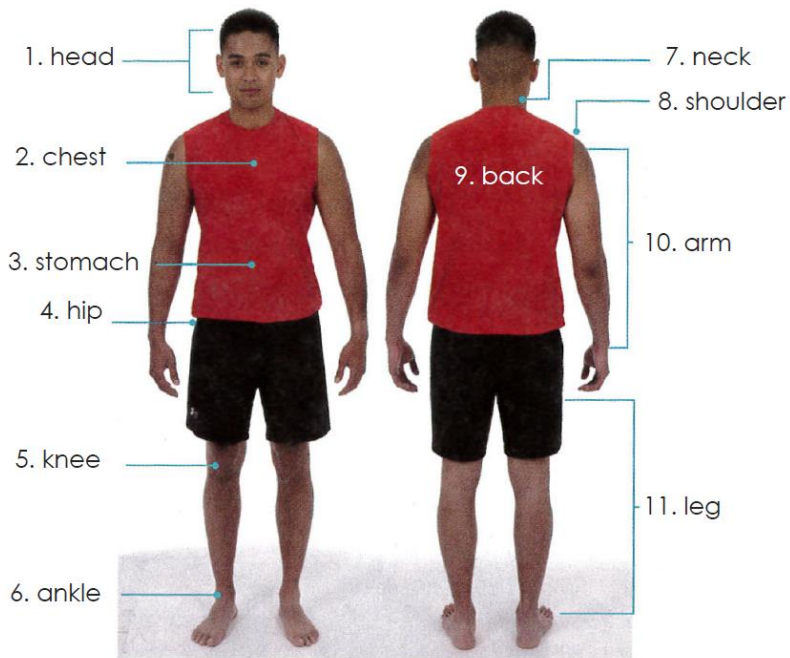
**5. Amy/ pretty/ eyes**

(using "be")            a. Amy is be eyes pretty

(using "have")        b. Amy have eyes pretty

## VOCABULARY

### Parts of the body



**Exercise 1.** Translate to Spanish the vocabulary above. Traduce al español el vocabulario de arriba.

- |             |                          |
|-------------|--------------------------|
| 1. Cabeza   | 10. Brazo                |
| 2. Pecho    | 11. Pierna               |
| 3. Estómago | 12. Mano                 |
| 4. Cadera   | 13. Dedo                 |
| 5. Rodilla  | 14. Uña del dedo         |
| 6. Tobillo  | 15. Pie                  |
| 7. Coello   | 16. Dedo del pie         |
| 8. Hombro   | 17. Uña del dedo del pie |
| 9. Espalda  |                          |

## VOCABULARY -Ailments (Enfermedades/Dolores)

I don't feel well. I have ...



1. a headache



2. a stomachache



3. an earache



4. a toothache



5. a backache



6. a cold



7. a sore throat



8. a fever



9. a cough



10. a runny nose

**Exercise 2.** Translate to Spanish the vocabulary above. Traduce al español el vocabulario de arriba.

1. un dolor de cabeza

6. Un resfriado

2. Un dolor de estómago

7. Un dolor de garganta

3. Un dolor de oído

8. Fiebre

4. Un dolor de muelas

9. Una tos

5. Un dolor de espalda

10. Una nariz que moquea

## VOCABULARY - Remedies



1. take something



2. lie down



3. have some tea



4. see a doctor/ see a dentist

1. Toma algo.

2. Recuéstate.

3. Toma un té.

4. Ve un doctor / ve un dentista.

### Exercise 3. Escribe 8 oraciones usando el vocabulario de arriba

Example: I have a cold; I should see a doctor.

1. take something for the pain.
2. Lie down as the doctor told you.
3. Have a tea for cold.
4. See a doctor for your routine checkup.
5. see a dentist for your braces change.
6. take something for the fever.
7. go to the dentist for your toothache.
8. Go to the doctor to get medicine for your stomach pain.

### GRAMMAR - Modal: "should" + base form for suggestions

Should: deber

Shouldn't: no deber

Should not: no deber

### Usos

1. **Dar consejos (give advice)**; ejemplo:

-I think you should go to the doctor. (Creo que debes ir al médico)

-You shouldn't drink alcohol. (No deberías beber alcohol)

2. **Mostrar obligación** o deber (obligation or duty) para decir qué es lo correcto

-You should wear a helmet when riding a motorcycle. (Usted debe usar un casco cuando conduzca una motocicleta)

-You shouldn't smoke in here. (No deberías fumar aquí)

3. **Mostrar probabilidad o expectativa** (probability or expectation)

-They should be here soon. (Deberían estar aquí pronto)

-I believe 200 dollars should be enough for the trip. (Creo que 200 dólares deberían ser suficientes para el viaje)

## Estructura

**a) Affirmative:** después de SHOULD el verbo no debe tener TO, sólo la forma base.

He should call an ambulance right now. (El debería llamar una ambulancia ahora mismo)

**b) Negative:** la forma sin es contracción es **SHOULD NOT** y con contracción es **SHOULDN'T**; ambas formas son correctas.

-They shouldn't cheat on the Spanish exam. (Ellos no deben hacer trampa en el examen de español)


-That soccer player should not dive all the time; it's not fair play. (Ese jugador de futbol no debería fingir/echarse a la piscina todo el tiempo; no es juego limpio)

**c) Interrogative:** debemos usar SHOULD antes del SUJETO.

-Should I take a summer course at college? (¿Debo tomar un curso de verano en la universidad?)

-Yes, you should. (Sí)

-No, you shouldn't. (No)



**Exercise 4.** Complete each sentence with “**should o shouldn't**” and a verb form from the box.

1. It's your birthday. You should go out for dinner!
2. I'm sorry you have a toothache. You should (see) a dentist.
3. There's a movie on TV tonight. We should (watch) it.
4. You have a cold? You shouldn't (not exercise) today.
5. We have tomatoes, potatoes, and onions. We should (make) tomato potato soup for dinner tonight!
6. Pam's taking a shower right now. You should (call) back later.
7. Martin has a headache. He shouldn't (not play) soccer tonight.
8. It's time for bed. You should (get) undressed.