



## **Nombre de alumnos:**

Vanessa Monserrat Gómez Ruiz

## **Nombre del profesor:**

María Cecilia zamorano.

## **Nombre del trabajo:**

Álbum de dibujos de instrumentación de cirugía en oftalmología y otorrinolaringología.

## **Materia:**

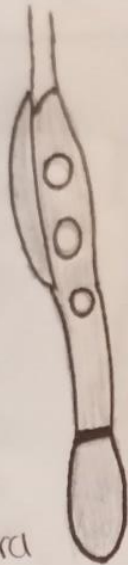
Enfermería medico quirúrgica II

**Grado:** 6


**Grupo:** B

Comitán de Domínguez Chiapas a 28 de julio del 2021.

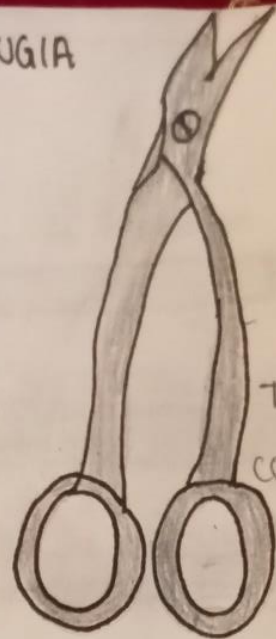
INSTRUMENTAL QUIRURGICO PARA CIRUGIA  
"OF TALMOLOGICA"



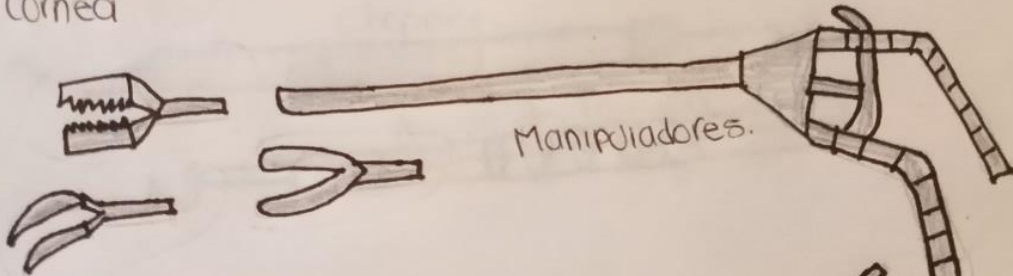
Pinza para la cornea



Pinza de sutura



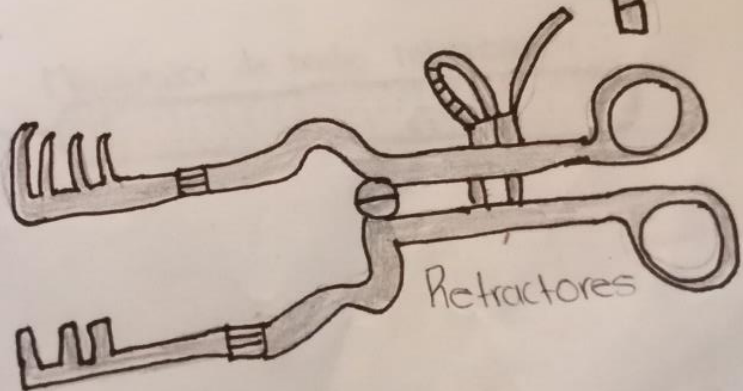
Tijera de conjuntiva.



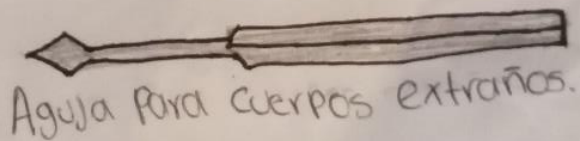
Manipuladores.



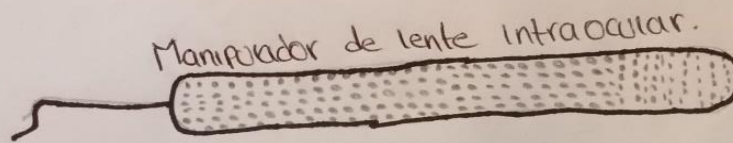





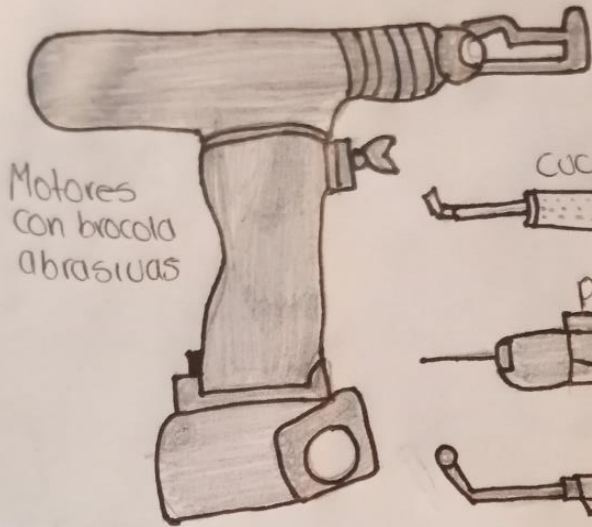
Porta agujas



Retractores



Aguja para cuerpos extraños.



# INSTRUMENTAL QUIRURGICO PARA CIRUGIA DE "ORL"



Rinoscopio




Pinza  
harman




Pinza  
de  
bayoneta



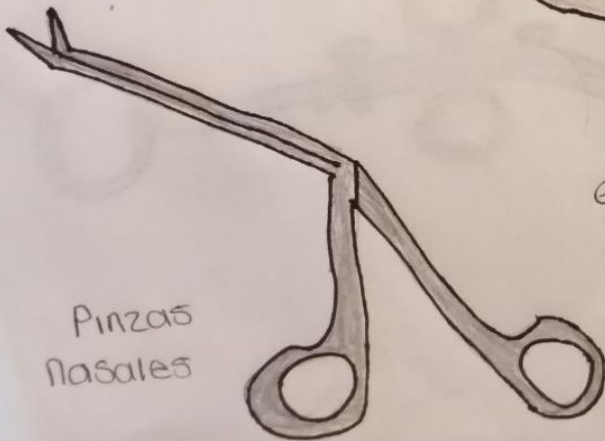
Pinza  
diasón



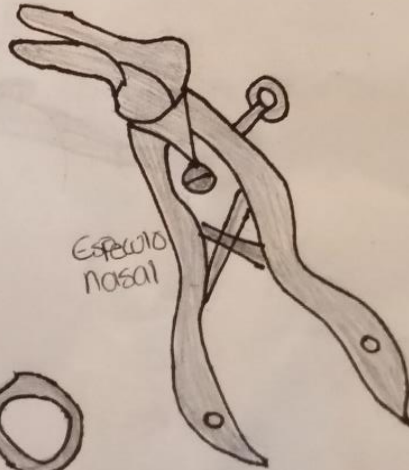
Cucharrillas Cuerno extraño



Espellos laringeos



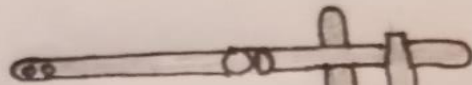
Pinzas  
nasales



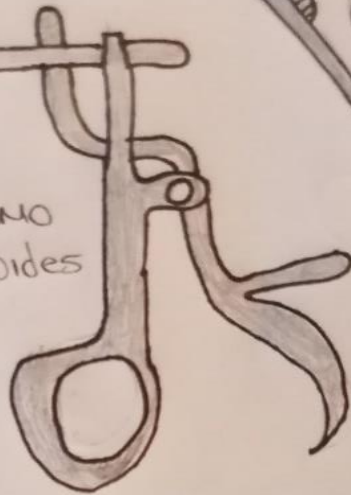
Espello  
nasal




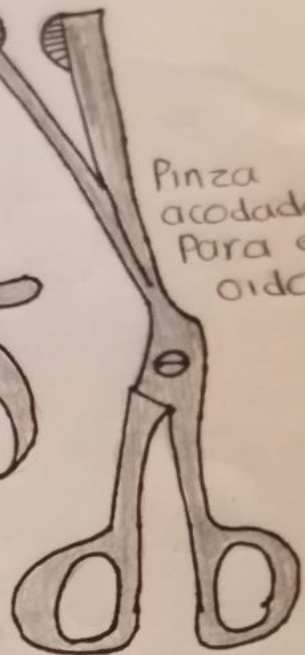
Cucharilla de adenoides




Amigdalotomo de adenoides



Pinza acodada para el oido.



Maringotomo



Adenotomo