



Nombre de alumno: Elioenai David
López Espinosa

Nombre del profesor: Pedro Alberto
García

Nombre del trabajo: Centroides

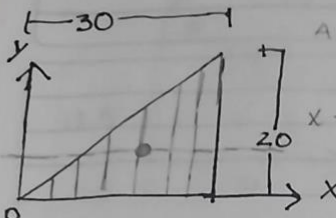
Materia: Estática Para La
Arquitectura

PASIÓN POR EDUCAR

Grado: 3ero

Grupo: "A"

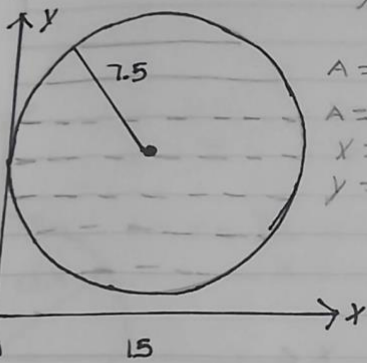
Comitán de Domínguez Chiapas a 11 de Junio de 2021



$$A = \frac{1}{2}bh \quad \frac{30(20)}{2} = \frac{600}{2} = A = 300 \text{ cm}^2$$

$$x = \frac{2b}{3} \quad x = 2(30) \quad x = 60 \text{ cm}$$

$$y = \frac{h}{3} \quad y = 20/3 \quad y = 6.666 \text{ cm}$$

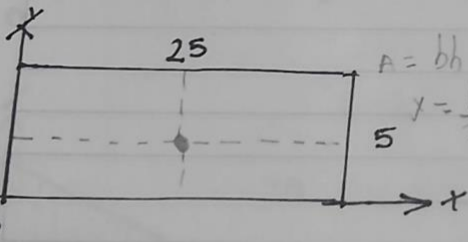


$$A = \pi R^2 \quad A = 3.1416(7.5)^2 \quad A = 3.1416(56.25)$$

$$A = 176.715 \text{ cm}^2$$

$$x = 7.5 \text{ cm}$$

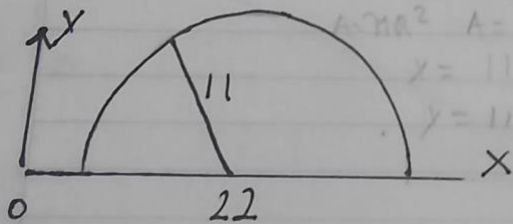
$$y = 7.5 \text{ cm}$$



$$A = bh \quad A = 25 \times 5 = 125 \quad A = 125 \text{ cm}^2$$

$$y = \frac{b}{2} = \frac{25}{2} = 12.5 = x = 12.5 \text{ cm}$$

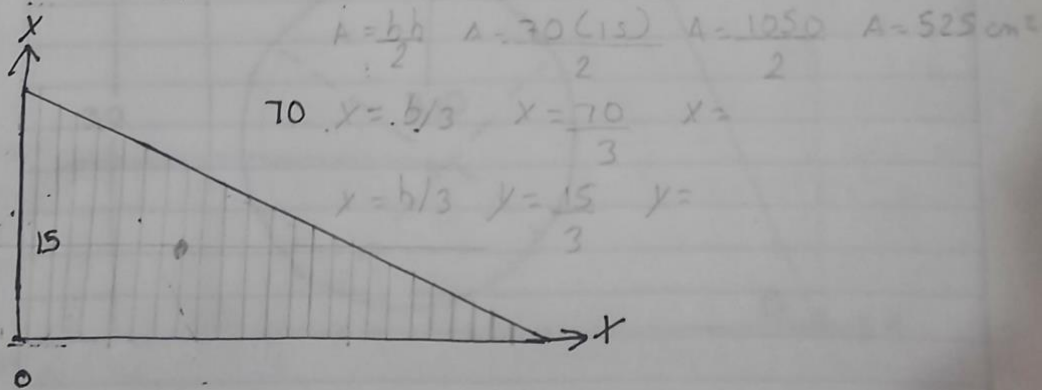
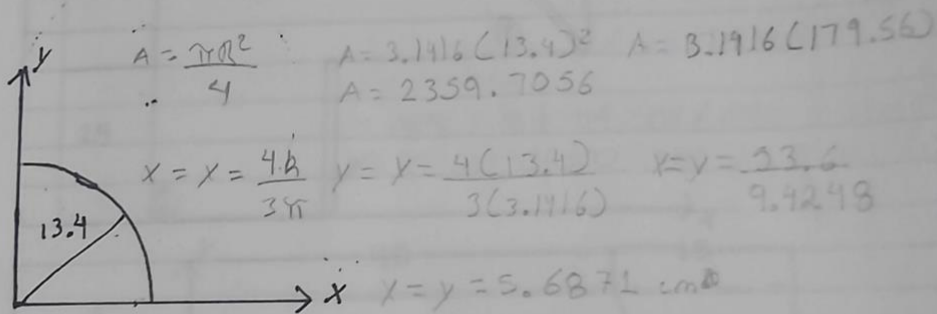
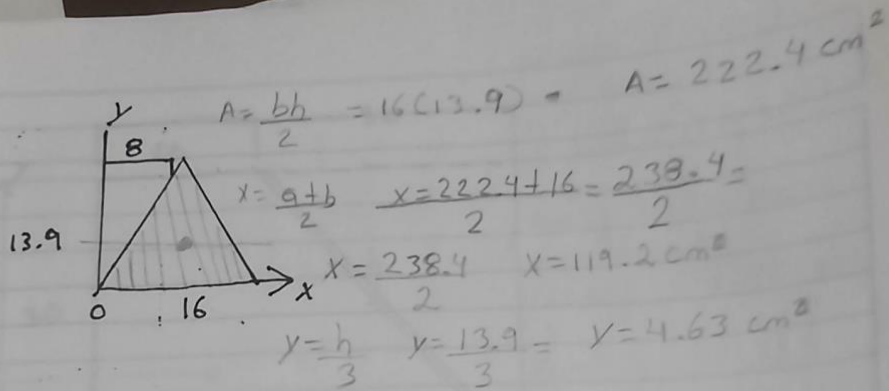
$$y = \frac{h}{2} = \frac{5}{2} = 2.5 = y = 2.5 \text{ cm}$$

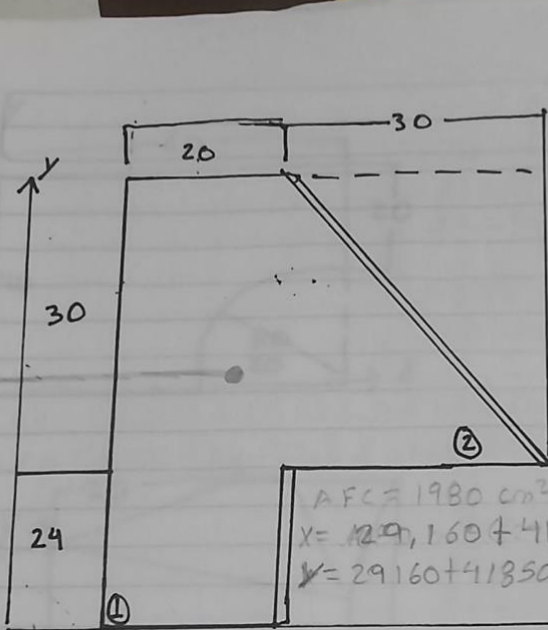


$$A = \frac{1}{2}\pi R^2 \quad A = 3.1416(10)^2 \quad A = 121 \text{ cm}^2$$

$$x = 11$$

$$y = 11$$





$A_1 = bh \quad A_1 = 20(20)$
 $A_1 = 1080 \text{ cm}^2$
 $x_1 = 20/2 = 10$
 $y_1 = 54/2 \quad y_1 = 27$

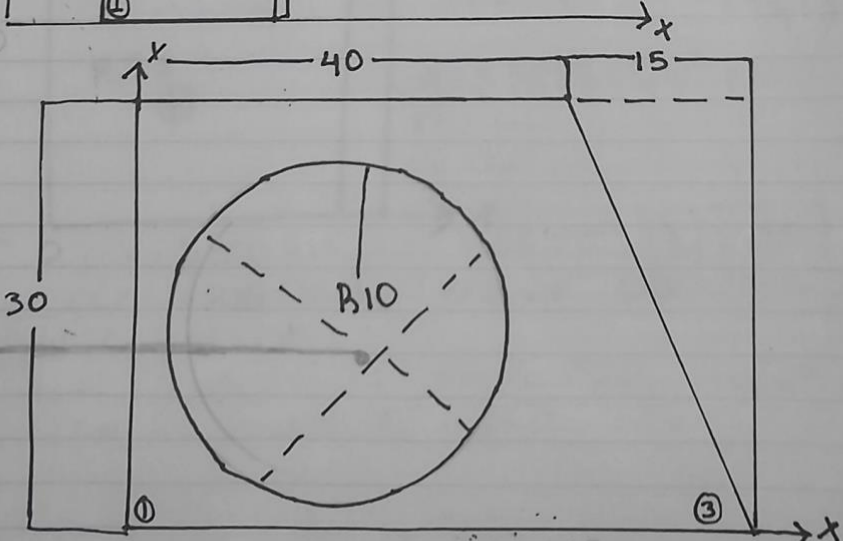
$A_2 = \frac{bh}{2} \quad A_2 = \frac{30(30)}{2}$
 $A_2 = 900 \text{ cm}^2$
 $y_2 = \frac{a+h}{3} \quad y_2 = \frac{900+30}{2}$
 $y_2 = \frac{930}{2} \quad y_2 = 465$

$AFC = 1080 + 900$

$AFC = 1980 \text{ cm}^2$

$x = \frac{129,160 + 418,500}{1980} \quad x = 129,37636$

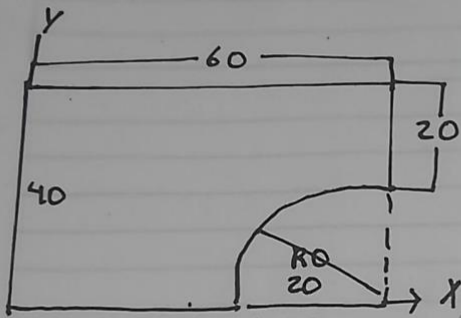
$y = \frac{29160 + 418500}{1980} \quad y = 29371.3626$



$A_1 = 40(30) \quad A_1 = 1200 \text{ cm}^2 \quad (x = 240 + 5062.5 + 3141.6 / 659.16)$
 $x_1 = 40/2 = x_1 = 20 \quad (x = 5307.26)$

$x_2 = 30/2 = x_2 = 15 \quad (y = 1800 + 2250 + 185 / 659.16) \quad (y = 4051.706)$

$A_3 = \frac{30(15)}{2} \quad A_3 = 450 \quad A_3 = 225 \text{ cm}^2 \quad A_2 = \pi r^2 \quad A_2 = 314.16 \quad A_2 = 314.16$



$$A_1 = 60(40) \quad A_1 = 2400 \text{ m}^2$$

$$x_1 = 60/2 \quad x_1 = 30$$

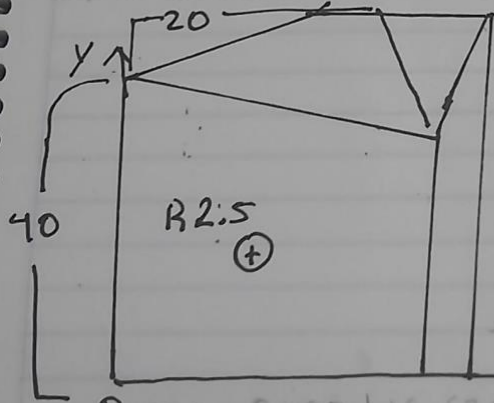
$$y_1 = 40/2 \quad y_1 = 20$$

$$A_2 = \pi R^2 \quad A_2 = 3.1416(20)^2$$

$$A_2 = 3.1416(400) \quad A_2 = 1256.64$$

$$C_{EX} = 72,000 + 25,132.8 / 3656.64 \quad C_{EX} = 72006.8731$$

$$C_{EY} = 48,000 + 25,132.8 / 3656.64 \quad C_{EY} = 48,006.8731$$



$$A_1 = 20(10) \quad A_1 = 800 \text{ m}^2$$

$$x_1 = 20/2 = x_1 = 10$$

$$y_1 = 40/2 \quad y_1 = 20$$

$$A_2 = 3.1416(2.5)^2 \quad A_2 = 6.25$$

$$x_2 = 2.5$$

$$y_2 = 2.5$$

$$C_{EX} = 8000 + 15.625 / 806.25 \quad C_{EX} = 8000.0193$$

$$C_{EY} = 16000 + 15.625 / 806.25 \quad C_{EY} = 16000.0193$$

$$C_{EA} = 806.25$$