

Likes and Dislikes

Exercise 1:

Look at the pictures and write down five things that you like and five things that you don't like.



- 1) I like I like to practice sports.
- 2) I like to run.
- 3) I like the side.
- 4) I like fruits.
- 5) I like to watch tv.



- 1) I don't like to eat fish.
- 2) I don't like basketball.
- 3) I don't like cats
- 4) I don't like shrimp
- 5) I don't like the heat

Exercise 2:

Ask your neighbour what he likes and what he doesn't like.

A: Do you like ... ?

B: Yes, I do./ No, I don't.



- 1) He/she likes to watch TV
- 2) He/she likes to work
- 3) He/she likes chickens .
- 4) He/she likes to wash clothes.
- 5) He / she likes to watch novels.



- 1) He/she doesn't like to walk.
- 2) He / she doesn't like cold.
- 3) He/she doesn't like to drive.
- 4) He/she doesn't like cats .
- 5) He/she doesn't like to trabel .











Exercise 3:

Tell the class what your neighbour likes/doesn't like. Say the following sentence.

"He/she likes watch tv,work, wash clothes and to watch novels, but he/she doesn't like to walk,cold,to drive,cats and .to trabel. ."

Likes and Dislikes

Look at the information in the table and write about what they like and don't like.

							
	apples	pears	strawberries	bananas	oranges	grapes	watermelon
 Paul	✓	✗	✗	✓	✓	✗	✗
 Emma	✓	✓	✓	✗	✗	✓	✗
 Pam & Sue	✗	✓	✓	✗	✓	✗	✓

Answer the questions.

- What does Paul like?
Paul likes apples, bananas, oranges
- What does Emma like?
Emma likes apples, pears, strawberries, grapes.
- What do Pam and Sue like?
Pam and sue likes pears, strawberries oranges, watermelon.
- What doesn't Paul like?
Paul doesn't like pears, strawberries, grapes, watermelon.
- What doesn't Emma like?
Emma doesn't like bananas, orange, watermelon.
- What don't Pam and Sue like?
Pam and sue doesn't likes apples bananas, grapes
- What do Paul and Emma like?
Paul and Emma likes apples, bananas, oranges. and Emma likes apples, pears, strawberries, grapes
- What do Paul, Pam and Sue don't like?
Pam and sue doesn't likes apples bananas, grapes and Paul doesn't likes pears, strawberries, grapes, watermelon

Complete the sentences with information from the table.

- Emma likes apples. Pears., strawberries and grapes .but she doesn't like bananas, oranges nor watermelon
- Paul likes apples, bananas and oranges, but he doesn't like pears, strawberries. Grapes. nor watermelon.
- Paul and Emma like apples, but they don't like watermelon.
- Pam, Sue and Paul like oranges, but they don't like grapes .

Give short answers.

- Does Paul like apples?yes...
- Does Emma like pears? ...yes.....
- Do Pam and Sue like oranges?yes.....
- Does Emma like strawberries? ...yes.....
- Does Paul like grapes?no
- Do Paul and Emma like watermelon?no.....
- Does Paul like bananas?yes

Fill in the gaps with the verb "to like" in the Present Simple in the positive and negative forms.

1. Paul likes (✓) apples but he doesn't like (×) watermelon.
2. Emma likes (✓) strawberries but she doesn't like (×) oranges.
3. Pam and Sue like (✓) pears but they don't like (×) grapes.
4. Emma likes (✓) apples, and she also doesn't like (×) pears.
5. Paul and Emma like (✓) apples but they don't like (×) watermelon.
6. Emma, Pam and Sue don't like (×) bananas.
7. Emma doesn't like (×) bananas and she also likes (✓) pears but they don't like (×) watermelon.
8. Pam and Sue like (✓) pears and they also like (✓) strawberries but they don't like (×) watermelon.

Put the sentences below both in the negative and interrogative forms.

1. Sandra likes apples.
NEGATIVE Sandra doesn't like apples _
INTERROGATIVE What does peter like ____
2. Peter likes raw carrots.
NEGATIVE Peter doesn't like raw carrots__
INTERROGATIVE Does Peter like raw carrots ____
3. My parents like pineapple.
NEGATIVE My parents don't like pineapple _
INTERROGATIVE Do your parents like pineapple ____
4. Susan and Mandy like broccoli.
NEGATIVE Susan and Mandy don't like broccoli _
INTERROGATIVE Do Susan and Mandy like broccoli ____
5. Children like orange juice.
NEGATIVE Children don't like orange juice ____
INTERROGATIVE What does babies like ____
6. Babies like milk.
NEGATIVE Babies don't like milk ____
INTERROGATIVE Do babies like milk ____

What about you? What do you like?

1. Do you like oranges? I like oranges ____
2. Do you like watermelon? I like watermelon ____
3. Do you like grapes? I like grapes ____
4. Do you like bananas? I like bananas ____
5. Do you like pears? I like pears ____

Write a short text about your likes and dislikes.

I like pears , bananas watermelon, grapes an also don't like fish end shrimp ____

LIKE, LOVE, HATE +ING

Ex.1. Fill in the gaps with the verbs in brackets:

1. I like _love_ (go) out with friends.
2. She doesn't like _hate_ (play) any sport.
3. He hates _hate__ (cook).
4. She loves _like_ (swim).
5. I like love_ (dance).
6. My mother loves _like_ (sing).
7. He hates _hate_ (dance).
8. I like __love_ (read) books.
9. They love __like__ (play) games.
10. He likes __love__ (run).

Ex.2. Write down a sentence with each picture (use like, love, hate)



1. i love reading__



2. He doesn't _
like playing tennis



3. _she doesn't like _
_ swimming _



4. we don't like doing__



5. _i like listening__
__to music__



6. _you don't like _
__dancing__



7. *I hate playing computer games* ____



8. *I love singing* _____

Weather vocabulary

Activity N° 1: Look, read and listen. (Mira, lee y escucha)

Observa estas imágenes y el vocabulario que señala los distintos estados del tiempo.

Luego, abre el siguiente link →

<https://drive.google.com/file/d/1995leeX2QIXUjBN6b3mEsiBWAz2PBSin/view>; escucha, señala y repite cada una de las expresiones.



It's sunny



It's cloudy



It's windy



It's raining



It's snowing



It's cold



It's hot

Activity Nº 2: Write in Spanish.
Copia en español el significado de cada expresión.

Uso de "It's..."

- Esta expresión se usa para indicar el estado del tiempo que hay en el momento.

Ejemplo: *It's sunny*... Está soleado.

It's cold... Hace frío

- 1) It's sunny ESTA SOLEADO
- 2) *It's Cloudy* ESTA NUBLADO
- 3) It's windy HACE BIENTO
- 4) It's raining ESTA LLOVIENDO
- 5) It's snowing ESTA NEVANDO
- 6) It's cold HACE FRIO
- 7) It's hot HACE CALOR

- Activity Nº 3: Complete the missing letters (completa las letras que faltan)














Activity N° 4: Read and draw the weather. (Lee y dibuja como está el clima).

New Word (nueva palabra)

Today is... → Hoy está...

Ejemplo: Today it's sunny → Hoy está soleado

Draw the weather	
	1. Today it's sunny  
2. Today it's windy Hace viento  	3. Today it's cloudy  
4. Today it's rainy  	5. Today it's snowy  

Consultas: Profesora [Xina Lebel](#)
xinalebelstmf@gmail.com