

INGLES

LIKES AND DISLIKES WORKSHEETS

MTRO: JEZABEL IVONNE SILVESTRE

**PRESENTA EL ALUMNO:
GALIA C. RODAS PINTO**

3er. Cuatrimestre "A" Semiescolarizado

**Frontera Comalapa, Chiapas.
01 de agosto del 2021**

Likes and Dislikes 1

Exercise 1:

Look at the pictures and write down five things that you like and five things that you don't like.



- 1) I like **cheese**.....
- 2) I like **ham**
- 3) I like **omelette**.....
- 4) I like **milk**
- 5) I like **carrots**.....



- 1) I don't like **potatoes**.....
- 2) I don't like **eggs**.....
- 3) I don't like **peas**.....
- 4) I don't like **sausages**.....
- 5) I don't like **onions**.....

Exercise 2:

Ask your neighbour what he likes and what he doesn't like.

A: Do you like ... ?

B: Yes, I do./ No, I don't.



- 1) He/she likes **potatoes**.....
- 2) He/she likes **cheese**.....
- 3) He/she likes **eggs**.....
- 4) He/she likes **ham**.....
- 5) He/she likes **peas**.....



- 1) He/she doesn't like **omelette**.
- 2) He/she **doesn't like sausages**.
- 3) He/she **doesn't like carrots**.
- 4) He/she **doesn't like milk**.
- 5) He/she **doesn't like onion**....











Exercise 3:

Tell the class what your neighbour likes/doesn't like. Say the following sentence.

*"He/she likes ...**eggs**..... and **cheese**....., but he/she doesn't like... **peas**....
..... and**carrots**....."*

Likes and Dislikes

Look at the information in the table and write about what they like and don't like.

							
	apples	pears	strawberries	bananas	oranges	grapes	watermelon
 Paul	✓	✗	✗	✓	✓	✗	✗
 Emma	✓	✓	✓	✗	✗	✓	✗
 Pam & Sue	✗	✓	✓	✗	✓	✗	✓

Answer the questions.

- What does Paul like?
Paul likes **apples, bananas and oranges.**
- What does Emma like?
Emma likes **apples, pears, strawberries, and grapes.**
- What do Pam and Sue like? **Pam and Sue like pears, strawberries, oranges and watermelon.**
- What doesn't Paul like? **Paul doesn't like pears, strawberries, grapes and watermelon.**
- What doesn't Emma like? **Emma doesn't like bananas, oranges and watermelon.**
- What don't Pam and Sue like? **Pam and Sue don't like apples, bananas and grapes.**
- What do Paul and Emma like?
Paul and Emma like apples.
- What do Paul, Pam and Sue don't like?
Paul, Pam and Sue don't like grapes.

Complete the sentences with information from the table.

- Emma likes **apples, pears, strawberries** and **grapes** but she doesn't like **bananas, oranges** nor **watermelon.**
- Paul likes **apples, bananas** and **oranges**, but he doesn't like **pears, strawberries,** nor **grapes.**
- Paul and Emma like **apples**, but they don't like **watermelon.**
- Pam, Sue and Paul like **oranges**, but they don't like **grapes.**

Give short answers.

- Does Paul like apples? **Yes, he likes.**
- Does Emma like pears? **Yes, she likes.**
- Do Pam and Sue like oranges? **Yes, they like.**
- Does Emma like strawberries? **Yes, she likes.**
- Does Paul like grapes? **No, he doesn't.**
- Do Paul and Emma like watermelon? **No, they don't.**
- Does Paul like bananas? **Yes, he likes.**

Fill in the gaps with the verb "to like" in the Present Simple in the positive and negative forms.

1. Paul likes (✓) apples but he doesn't like (×) watermelon.
2. Emma likes (✓) strawberries but she doesn't like (×) oranges.
3. Pam and Sue like (✓) pears but they don't like (×) grapes.
4. Emma likes (✓) apples, and she also likes (✓) pears.
5. Paul and Emma like (✓) apples but they don't like (×) watermelon.
6. Emma, Pam and Sue like (×) bananas.
7. Emma doesn't like (×) bananas and she also doesn't like (×) watermelon.
8. Pam and Sue like (✓) pears and they also like (✓) strawberries.

Put the sentences below both in the negative and interrogative forms.

1. Sandra likes apples.
NEGATIVE **Sandra doesn't like apples.**
INTERROGATIVE **Does Sandra like apples?**
2. Peter likes raw carrots.
NEGATIVE **Peter doesn't like raw carrots.**
INTERROGATIVE **Does Peter like raw carrots?**
3. My parents like pineapple.
NEGATIVE **My parents don't like pineapple.**
INTERROGATIVE **Do my parents like pineapple?**
4. Susan and Mandy like broccoli.
NEGATIVE **Susan and Mandy don't like broccoli.**
INTERROGATIVE **Do Susan and Mandy like broccoli?**
5. Children like orange juice.
NEGATIVE **Children don't like orange juice.**
INTERROGATIVE **Do children like orange juice?**
6. Babies like milk.
NEGATIVE **Babies don't like milk.**
INTERROGATIVE **Do babies like milk?**

What about you? What do you like?

1. Do you like oranges? **Yes, I like oranges.**
2. Do you like watermelon? **No, I don't like oranges.**
3. Do you like grapes? **Yes, I like grapes.**
4. Do you like bananas? **No, I don't like bananas.**
5. Do you like pears? **Yes, I like pears.**

Write a short text about your likes and dislikes.

I like oranges, apples, grapes and pears but I don't like carrots, bananas and watermelon

LIKE, LOVE, HATE +ING

Ex.1. Fill in the gaps with the verbs in brackets:

1. I like **going** (go) out with friends.
2. She doesn't like **playing** (play) any sport.
3. He hates **cooking** (cook).
4. She loves **swimming** (swim).
5. I like **dancing** (dance).
6. My mother loves **singing** (sing).
7. He hates **dancing** (dance).
8. I like **reading** (read) books.
9. They love **playing** (play) games.
10. He likes **running** (run).

Ex.2. Write down a sentence with each picture (use **like, love, hate**)



1. **He hates** _____
reading _____
2. **She loves** _____
playing tennis _____
3. **He likes** _____
Swimming _____



4. **He hates** _____
Writing _____
5. **He likes** _____
Listening music _____
6. **My parents** _____
Love dancing _____



7. **He loves** _____
Playing games _____
8. **They like** _____
Singing _____

Weather vocabulary


Activity N° 1: Look, read and listen. (Mira, lee y escucha)

Observa estas imágenes y el vocabulario que señala los distintos estados del tiempo.

Luego, abre el siguiente link

<https://drive.google.com/file/d/199SlaeX5OIXlu3N6b3mEslBWaz5PBSIn/view;>

escucha, señala y repite cada una de las expresiones.




It's sunny

6



It's cloudy

5



It's windy

4



It's raining

3



It's snowing

1



2

It's cold



It's hot

7

The weather

Activity N° 2: Write in Spanish.

Copia en español el significado de cada expresión.

Uso de "It's...."

- Esta expresión se usa para indicar el estado del tiempo que hay en el momento.

Ejemplo: **It's sunny** Está soleado.

It's cold Hace frío

1) It's sunny Está soleado

2) It's Cloudy Está nublado

3) It's windy Hace viento



4) It's raining Está lloviendo

5) It's snowing Está nevando

6) It's cold Hace frío

7) It's hot Hace calor












- Activity N° 3: Complete the missing letters (completa las letras que faltan)



The weather

Activity N° 4: Read and draw the weather. (Lee y dibuja como está el clima).

New Word (nueva palabra)
Today is.. ☐ Hoy está...
Ejemplo: Today it's sunny☐ Hoy está soleado

<p>Draw the weather</p> 	<p>1. Today it's sunny</p>  
<p>2. Today it's windy</p>  	<p>3. Today it's cloudy</p>  
<p>4. Today it's rainy</p>  	<p>5. Today it's snowy</p>  

Consultas: Profesora Xina Lebel
xinalebelstmf@gmail.com



Bye -bye!

How much? or How many?

10/10

Choose how much or How many to complete these questions:

1. How much / How many apples are there in the basket?
2. How much / How many stars are there in the sky?
3. How much / How many time do we need?
4. How much / How many water is in that glass?
5. How much / How many books have you got?
6. How much / How many money can we spend?
7. How much / How many people in Poland speak Chinese?
8. How much / How many snow is there in the mountains?
9. How much / How many students are there in your class?
10. How much / How many milk do you want?

Countable or uncountable? Tick:

money c u <input checked="" type="checkbox"/> <input type="checkbox"/>	school c u <input checked="" type="checkbox"/> <input type="checkbox"/>	bread c u <input type="checkbox"/> <input checked="" type="checkbox"/>	sister c u <input checked="" type="checkbox"/> <input type="checkbox"/>	sugar c u <input type="checkbox"/> <input checked="" type="checkbox"/>
workbook c u <input checked="" type="checkbox"/> <input type="checkbox"/>	soup c u <input type="checkbox"/> <input checked="" type="checkbox"/>	e-mail c u <input checked="" type="checkbox"/> <input type="checkbox"/>	book c u <input checked="" type="checkbox"/> <input type="checkbox"/>	
yoghurt c u <input type="checkbox"/> <input checked="" type="checkbox"/>	car c u <input checked="" type="checkbox"/> <input type="checkbox"/>	coffee c u <input type="checkbox"/> <input checked="" type="checkbox"/>	rubbish c u <input type="checkbox"/> <input checked="" type="checkbox"/>	apple c u <input checked="" type="checkbox"/> <input type="checkbox"/>
metal c u <input type="checkbox"/> <input checked="" type="checkbox"/>		snail c u <input checked="" type="checkbox"/> <input type="checkbox"/>	time c u <input type="checkbox"/> <input checked="" type="checkbox"/>	