

**Alumno:**

**Olivar Pérez Santizo**

**Profesor:**

**Lic. Jezabel Ivonne Silvestre Montejo**

**Nombre del trabajo:**

**Likes and dislikes worksheets**

**Licenciatura:**

**Licenciatura en enfermería**

PASIÓN POR EDUCAR

**Materia:**

**Ingles III**

**Grado:**











**Tercer cuatrimestre**

**Grupo:**

**"A"**

# Likes and Dislikes

Look at the information in the table and write about what they like and don't like.

							
	apples	pears	strawberries	bananas	oranges	grapes	watermelon
 Paul	✓	✗	✗	✓	✓	✗	✗
 Emma	✓	✓	✓	✗	✗	✓	✗
 Pam & Sue	✗	✓	✓	✗	✓	✗	✓

## Answer the questions.

- What does Paul like?  
Paul likes apples, bananas and oranges
- What does Emma like?  
Emma likes apples, pears, strawberries and grapes
- What do Pam and Sue like?  
pam and sue like pears, strawberries, watermelon
- What doesn't Paul like?  
Paul dislikes pears, strawberries, oranges, watermelon
- What doesn't Emma like?  
Emma dislikes bananas, oranges and watermelon
- What don't Pam and Sue like?  
and sue dislike apples, bananas and grapes
- What do Paul and Emma like?  
Paul and Emma like apples
- What do Paul, Pam and Sue don't like?  
Paul, Pam and Sue dislike grapes

## Complete the sentences with information from the table.

- Emma likes apples, pears, strawberries and grapes but she doesn't like bananas, orange nor watermelon
- Paul likes apples, bananas and oranges, but he doesn't like pears, strawberries, grapes, watermelon nor watermelon
- Paul and Emma like apples, but they don't like watermelon
- Pam, Sue and Paul like pears, strawberries, watermelon, but they don't like grapes

## Give short answers.

- Does Paul like apples? Yes, Paul like apples
- Does Emma like pears? Yes, Emma like pears
- Do Pam and Sue like oranges? Yes, Pam and Sue like oranges
- Does Emma like strawberries? Yes, Emma like strawberries
- Does Paul like grapes? No, Paul dislike grapes
- Do Paul and Emma like watermelon? No, Paul and Emma dislike watermelon
- Does Paul like bananas? Yes, Paul like bananas



Pam & Sue

--	--	--	--	--	--	--	--

Answer the questions.

1. What does Paul like?  
Paul likes apples, bananas and oranges
2. What does Emma like?  
Emma likes apples, pears, strawberries and grapes
3. What do Pam and Sue like?  
pam and sue like pears, strawberries, watermelon
4. What doesn't Paul like?  
Paul dislikes pears, strawberries, oranges, watermelon
5. What doesn't Emma like?  
Emma dislikes bananas, oranges and watermelon
6. What don't Pam and Sue like?  
pam and sue dislike apples, bananas and grapes
7. What do Paul and Emma like?  
paul and emma like apples
8. What do Paul, Pam and Sue don't like?  
paul, pam and sue dislike grapes

Complete the sentences with information from the table.

- Emma likes apples, pears, strawberries and grapes but she doesn't like bananas, orange nor watermelon
- Paul likes apples, bananas and oranges, but he doesn't like pears, strawberries, grapes nor watermelon
- Paul and Emma like apples, but they don't like watermelon
- Pam, Sue and Paul like oranges, but they don't like grapes

Give short answers.

1. Does Paul like apples? Yes, Paul like apples
2. Does Emma like pears? Yes, Emma like pears
3. Do Pam and Sue like oranges? Yes, Pam and sue like oranges
4. Does Emma like strawberries? Yes, Emma like strawberries
5. Does Paul like grapes? No, Paul dislike grapes
6. Do Paul and Emma like watermelon? No, Paul and Emma dislike watermelon
7. Does Paul like bananas? Yes, Paul like bananas



Fill in the gaps with the verb "to like" in the Present Simple in the positive and negative forms.

1. Paul likes (✓) apples but he doesn't like (✗) watermelon.
2. Emma likes (✓) strawberries but she doesn't like (✗) oranges.
3. Pam and Sue like (✓) pears but they don't like (✗) grapes.
4. Emma likes (✓) apples, and she also likes (✓) pears.
5. Paul and Emma like (✓) apples but they don't like (✗) watermelon.
6. Emma, Pam and Sue don't like (✗) bananas.
7. Emma doesn't like (✗) bananas and she also doesn't like (✗) watermelon.
8. Pam and Sue like (✓) pears and they also like (✓) strawberries.

Put the sentences below both in the negative and interrogative forms.

1. Sandra likes apples.  
NEGATIVE Sandra doesn't like apples  
INTERROGATIVE Does Sandra like apple?
2. Peter likes raw carrots.  
NEGATIVE Peter doesn't like raw carrots  
INTERROGATIVE Does Peter like raw carrots?
3. My parents like pineapple.  
NEGATIVE My parents don't like pineapple  
INTERROGATIVE Do your parents like pineapple?
4. Susan and Mandy like broccoli.  
NEGATIVE Susan and Mandy don't like broccoli  
INTERROGATIVE do Susan and Mandy like broccoli?
5. Children like orange juice.  
NEGATIVE Children doesn't like orange juice  
INTERROGATIVE do the children like orange juice?
6. Babies like milk.  
NEGATIVE Babies don't like milk  
INTERROGATIVE do the babies like milk?

What about you? What do you like?

1. Do you like oranges? yes, I do like oranges
2. Do you like watermelon? yes, I do like watermelon
3. Do you like grapes? yes, I do like grapes
4. Do you like bananas? yes, I do like bananas
5. Do you like pears? yes, I do like pears

Write a short text about your likes and dislikes.

the fruits that I like are apples, strawberries,  
grapes, oranges but I don't like pineapple, bananas  
and watermelon.

# LIKE, LOVE, HATE +ING

Ex.1. Fill in the gaps with the verbs in brackets:

1. I like going (go) out with friends.
2. She doesn't like playing (play) any sport.
3. He hates cooking (cook).
4. She loves Swimming (swim).
5. I like dancing (dance).
6. My mother loves Singing (sing).
7. He hates dancing (dance).
8. I like reading (read) books.
9. They love playing (play) games.
10. He likes running (run).

Ex.2. Write down a sentence with each picture (use **like, love, hate**)



1. I love reading



2. She loves playing tennis



3. he likes Swimming



4. he loves writing



5. He likes listening to music



6. He hates dancing



7. I hate playing computer games



8. I love singing



# FOOD

Look at the pictures and identify the food items by filling in the crossword



		1			2			24
		f			3	c	a	u
		l				h		
		o						
		c		5				
		c		u				
		r		c				
		n		10				
		g		11				
		r		a				
		a						
		s		16				
		a		s				
		s		17				
		s		22				
		b		23				
		u						
		t						
		t						
		r						
		26						
		p						
		u						
		m						
		e						
		r						
		24						
		l						
		o						
		w						
		e						
		r						
		21						
		p						
		e						
		a						
		c						
		h						

## Likes and Dislikes

### Exercise 1:

Look at the pictures and write down five things that you like and five things that you don't like.



- 1) I like dogs
- 2) I like the cinema
- 3) I like the pizza
- 4) like ice cream
- 5) like reading



- 1) I don't like fish
- 2) I don't like football
- 3) I don't like electronic music
- 4) I don't like cheese
- 5) I don't like music classic

### Exercise 2:

Ask your neighbour what he likes and what he doesn't like.

A: Do you like ... ?

B: Yes, I do./ No, I don't.



- 1) He/she likes to run
- 2) He/she likes reading books
- 3) she likes pizza
- 4) she likes working
- 5) she likes cat's



- 1) He/she doesn't like juice
- 2) He/she doesn't like videogames
- 3) she doesn't like hamburgers
- 4) she doesn't like basketball
- 5) she doesn't like dogs

### Exercise 3:

Tell the class what your neighbour likes/doesn't like. Say the following sentence.

"He/she likes reading books and working, but he/she doesn't like juice videogames and hamburgers."