



Nombre de alumnos: Manuel Lemus Sánchez

**Nombre del profesor: Ana Laura Culebro
Torres**

Nombre del trabajo: English Activity


Materia: ingles IV

Grado: cuarto semestre

Grupo: A4

VOCABULARY

Adjectives to describe hair

a)  4.1 Read and listen. Then listen again and repeat.

1. black 2. brown 3. red 4. blonde 5. gray 6. white

7. dark 8. light

14. he's bald
15. he has a mustache
16. he has a beard
17. he wears glasses

9. straight 10. wavy 11. curly 12. long 13. short

VOCABULARY

The face

b)  4.2 Read and listen. Then listen again and repeat.

1. eye 2. eyebrow 3. eyelashes


4. nose 5. ear

6. mouth 7. teeth 8. chin

9. brown eyes
10. blue eyes
11. green eyes

two teeth
BUT one tooth

LISTENING

c)  4.3 Listen to the descriptions. Write the number of the conversation in the circle.

d) Complete each sentence with the correct form of "be" and "have".

1. A: What does your brother look like?
B: Well, he ___ a mustache and wavy hair.
And he wears glasses.

2. A: What does your mother look like?
B: Her hair ___ curly and black.

3. A: What does her father look like?
B: He ___ a short, gray beard.

4. A: What does his grandmother look like?
B: She ___ curly, gray hair and beautiful eyes.

5. A: What does his sister look like?
B: His sister? Her hair ___ long and pretty!

6. A: What do your brothers look like?
B: They ___ straight, black hair, and they wear glasses.

LISTENING

Describing appearance

e)  4.4 Read and listen.

A: Who's that? She looks familiar.
B: Who?
A: The woman with the long, dark hair.
B: Oh, that's Ivete Sangalo.
She's a singer from Brazil.
A: No kidding.

SPEAKING

f) With a partner, change the conversation.
Talk about the people in the photos. Then change roles.

RECYCLE THIS LANGUAGE

He's so good-looking / handsome / old
She's very pretty / young / tall
Her hair is so wavy / pretty / short
His eyes are very blue / dark



VOCABULARY
Parts of the body

g) 4.5 Read and listen. Then listen again and repeat.



VOCABULARY

h) Follow a classmate's directions. If you make a mistake, sit down.



base form	past form
burn	→ burned
hurt	→ hurt
cut	→ cut
break	→ broke
fall	→ fell

LISTENING
Accidents and injuries

i) 4.6 Read and listen. Then listen again and repeat.



1. He burned his finger 2. She hurt her back 3. She cut her hand 4. He broke his arm 5. He fell down


LISTENING

j) 4.7 Listen to the conversations. Write each injury. Then listen again and check your work.

- 1. She burned her arm.
- 2. He _____.
- 3. She _____.
- 4. He _____.
- 5. She _____.
- 6. He _____.

VOCABULARY

Ailments

k)  4.8 Read and listen. Then listen again and repeat.

I don't feel well. I have ...



1. a headache



2. a stomachache



3. an earache



4. a toothache



5. a backache



6. a cold



7. a sore throat



8. a fever



9. a cough



10. a runny nose

SPEAKING

l) Imagine you have an ailment. Tell your partner about it. Use the vocabulary. Practice three times.

VOCABULARY

Remedies

m)  4.9 Read and listen. Then listen again and repeat.



1. take something



2. lie down



3. have some tea



4. see a doctor/ see a dentist

GRAMMAR

Modal: "should" + base form for suggestions

I		should take something shouldn't go to work	
You			
He			
She			
It			
We			
You			
They			

Respuestas de las actividades

Respuestas del punto a):

1.- negro	2.- castaño
3.- rojo	4.- rubio
5.- gris	6.- blanco
7.- oscuro	8.- claro
9.- lacio	10.- ondulado
11.- rizado	12.- largo
13.- corto	14.- el es calvo
15.- el tiene un bigote	16.- el tiene una barba
17.- el usa anteojos	

Respuestas del punto d):

1.- has	2.- is
3.- has	4.- has
5.- is	6.- have

Respuestas del punto k):

1.- dolor de cabeza	2.- dolor de estomago
3.- dolor de oídos	4.- dolor de muela
5.- dolor de espalda	6.- resfriado
7.- garganta irritada	8.- fiebre
9.- tos	10.- escurrimiento nasal