



Nombre de alumno: Dulce María Álvarez López

Nombre del profesor: Ana Laura Culebro Torres

Nombre del trabajo: English Activity

Materia: Ingles IV

PASIÓN POR EDUCAR

Grado: 4to cuatrimestre

Grupo: "A"

Comitán de Domínguez Chiapas a 01 de junio del 2021.

VOCABULARY
Adjectives to describe hair

11

a) 4.1 Read and listen. Then listen again and repeat.

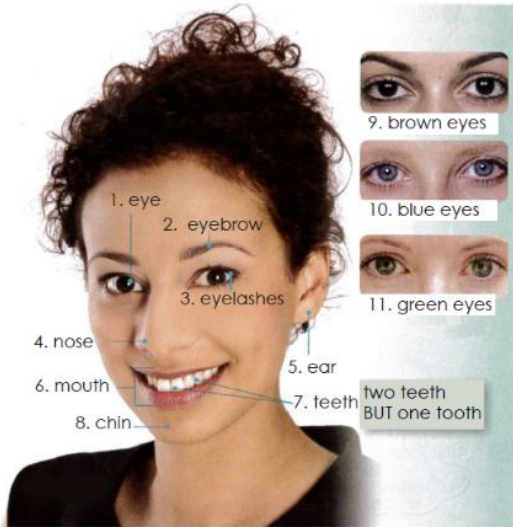


- 14. he's bald
- 15. he has a mustache
- 16. he has a beard
- 17. he wears glasses

VOCABULARY

The face

b) 4.2 Read and listen. Then listen again and repeat.



LISTENING

c) 4.3 Listen to the descriptions. Write the number of the conversation in the circle.



C) 1.- short 2.- curly 3.- wavy 4.- straight 5.- short

d) Complete each sentence with the correct form of "be" and "have".

1. A: What does your brother look like?
B: Well, he ___ a mustache and wavy hair.
And he wears glasses.
2. A: What does your mother look like?
B: Her hair ___ curly and black.
3. A: What does her father look like?
B: He ___ a short, gray beard.
4. A: What does his grandmother look like?
B: She ___ curly, gray hair and beautiful eyes.
5. A: What does his sister look like?
B: His sister? Her hair ___ long and pretty!
6. A: What do your brothers look like?
B: They ___ straight, black hair, and they wear glasses.

LISTENING

Describing appearance

e)  4.4 Read and listen.

- A: Who's that? She looks familiar.
B: Who?
A: The woman with the long, dark hair.
B: Oh, that's Ivete Sangalo.
She's a singer from Brazil.
A: No kidding.

- 1.- Well, he has a mustache and wavy hair
- 2.-B: Her hair is curly and black
- 3.-B: He has a short, gray beard
- 4.- B: She has curly, gray hair and beautiful eyes.
- 5.- B: His sister? Her hair is long and pretty!
- 6.- B: they have straight, black hair , and they
Wear glasses.

SPEAKING

f) With a partner, change the conversation.
Talk about the people in the photos. Then change roles.

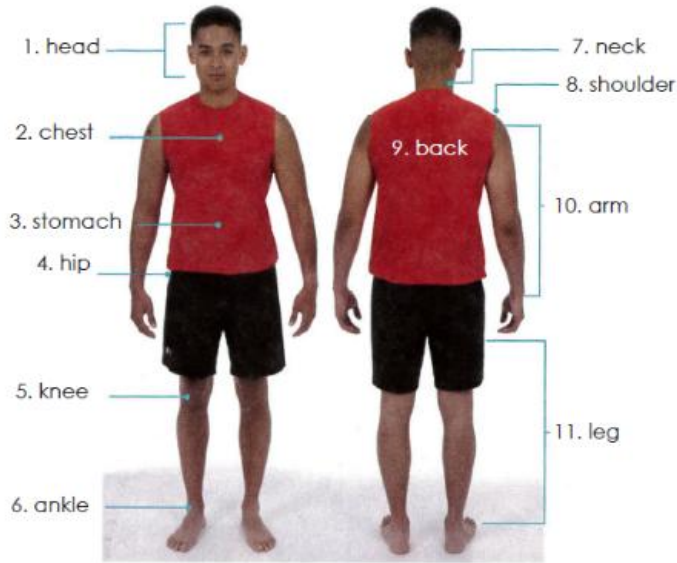
RECYCLE THIS LANGUAGE

He's so good-looking / handsome / old
She's very pretty / young / tall
Her hair is so wavy / pretty / short
His eyes are very blue / dark



VOCABULARY
Parts of the body

g)  4.5 Read and listen. Then listen again and repeat.



VOCABULARY

h) Follow a classmate's directions. If you make a mistake, sit down.



base form	past form
burn	→ burned
hurt	→ hurt
cut	→ cut
break	→ broke
fall	→ fell


LISTENING

Accidents and injuries

i)  4.6 Read and listen. Then listen again and repeat.



LISTENING


j)  4.7 Listen to the conversations. Write each injury. Then listen again and check your work.

- | | |
|--------------------------------|---------------|
| 1. She <u>burned</u> her arm . | 4. He _____. |
| 2. He _____. | 5. She _____. |
| 3. She _____. | 6. He _____. |

2.- He broke his arm. 3.- She hurt her back. 4.- He fell down. 5.- She cut her hand. 6.- He burned his finger.

VOCABULARY

Ailments

k)  ^{4.8} Read and listen. Then listen again and repeat.

I don't feel well. I have ...



1. a headache



2. a stomachache



3. an earache



4. a toothache



5. a backache



6. a cold



7. a sore throat



8. a fever



9. a cough



10. a runny nose

SPEAKING

l) Imagine you have an ailment. Tell your partner about it. Use the vocabulary. Practice three times.

1.- dolor de cabeza. 2.- dolor de panza. 3.- dolor de oído. 4.- dolor de muela

5.- dolor de espalda 6.- resfriado 7.- dolor de garganta. 8.- fiebre 9.- gripa

10.- escurrimiento nasal

VOCABULARY

Remedies

m)  ^{4.9} Read and listen. Then listen again and repeat.



1. take something



2. lie down



3. have some tea



4. see a doctor/ see a dentist

GRAMMAR

Modal: "should" + base form for suggestions

<p>I You He She It We You They</p>	<p>should take something shouldn't go to work</p>	
--	---	--

4

m) 1.- toma algo. 2.- acostarse. 3.- ten un poco de te. 4.- ve a un doctor(a) / ve al dentista.