



Nombre de alumno: Fabián Aguilar Vazquez

Nombre del profesor: Ana Laura Culebro

Nombre del trabajo: English Activity

Materia: Inglés 2

Grado: Bachillerato

Grupo: BEN01SDM0120-A

PLACES AND HOW TO GET THERE

VOCABULARY

Places in the neighborhood

a) 2.1 Read and listen. Then listen again and repeat.

TRADUCIR



1. a pharmacy



2. a restaurant



3. a bank



4. a school



5. a newsstand



6. a bookstore

LISTENING

b) 2.2 Listen. Write the place you hear.

1. _____ 3. _____
2. _____ 4. _____

SPEAKING

c) Say the name of a place. Your partner writes the word.

VOCABULARY

Locations

d) 2.3 Read and listen. Then listen again and repeat.



1. across the street



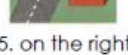
2. down the street



3. around the corner



4. on the left



5. on the right



6. next to the bank



7. between the bookstore and the bank

Contractions

Where is → Where's
It is → It's

TRADUCIR

SPEAKING


e) Work in pairs. Take turns making statements about the places.



1.




2.



3.



4.



5.

"The bank is across the street"

RELACIONAR LAS PALABRAS CON LAS IMÁGENES

Places in a town or city

- f) Work in pairs. Match these words to picture 1-9.
- a road
 - a chemist's
 - a supermarket
 - a square
 - a market
 - a bank
 - a post office
 - a bus stop
 - a cashpoint / an ATM



- g) Read the sentences. Write questions and answers. Answer with "it's".
- The pharmacy is across the street.
A: Where's the pharmacy ?
B: It's across the street
 - Billy's Restaurant is around the corner.
A: _____ ?
B: _____
 - The newsstand is on the left.
A: _____ ?
B: _____
 - The bookstore is next to the school.
A: _____ ?
B: _____

COMPLETAR LAS PREGUNTAS Y RESPUESTAS DE LA CONVERSACIÓN

LISTENING
Talk about locations



- h) ^{2.4} Read and listen.
- A: Excuse me. Where's the bank?
B: The bank? It's around the corner.
A: Thanks!
B: You're welcome.

SPEAKING

i) With a partner, change the conversation in h). Find the people on the map. Talk about the location of the places. Then change roles.

turn right go straight turn left

VOCABULARY
Ways to get places

j) ^{2.5} Read and listen. Then listen again and repeat.

TRADUCIR



1. walk 2. drive 3. take a taxi 4. take the train 5. take the bus

a). -TRADUCIR.


- 1.- Una farmacia.
- 2.- Un restaurante.
- 3.- Un banco.
- 4.- Una escuela.
- 5.- Un puesto de periódicos.
- 6.- Una librería.

d). -TRADUCIR

- 1.- Cruzar la calle.
- 2.- Por la calle.
- 3.- A la vuelta de la esquina.
- 4.- a la derecha.
- 5.- al lado del banco.
- 6.- entre la librería y el banco.

f) Relacionar las palabras con las imágenes.

- | | |
|------------------------|------------------------------|
| 3 a road | 1 a bank |
| 2 a chemist's | 9 a post office |
| 6 a supermarket | 5 a bus stop |
| 7 a square | 4 a cashpoint/ an ATM |
| 8 a market | |



g) Read the sentences. Write questions and answers. Answer with "it's".

1. The pharmacy is across the street.

A: where's the pharmacy ?

B: It's across the street

2. Billy's restaurant is around the corner.

A: where's restaurant the Billy's ?

B: it's around the corner

3. the newsstand is on the left.

A: where's the newsstand ?

B: it's on the left

4. The bookstore is next to the school

A: where's the bookstore. ?

B: it's next to the school

j) traducir.

1.- Caminar.

2.- Manejar.

3.- Tomar un taxi.

4.- tomar un tren.

5.- Tomar el autobús.