



Nombre de alumno: DENILSON SANTOS O.

Nombre del profesor: JUAN MANUEL JAIME

Nombre del trabajo: Unit Activity – U4 2LIC

Materia: INGLES II

PASIÓN POR EDUCAR


Grado: 2° CUATRIMESTRE

Grupo: LAN02EMC0120-A

Comitán de Domínguez Chiapas a 09 de abril de 2021.

You can't miss it?

VOCABULARY - Places and things



1. a pharmacy



2. a restaurant



3. a bank



7. a coffee shop



8. a supermarket



4. a school



5. a newsstand



6. a bookstore



9. a gas station



10. a department store



11. a post office

Exercise 1. Translate to Spanish the vocabulary above (Traduce al español el vocabulario de arriba).

1. UNA FARMACIA
2. UN RESTAURANTE
3. UN BANCO
4. UNA ESCUELA
5. UN QUIOSCO
6. UNA LIBRERIA
7. UNA CAFETERIA
8. UN SUPERMERCADO
9. UNA GASOLINERA
10. UN GRANDES ALMACENES
11. UNA OFICINA DE CORREOS

Exercise 2. Circle the correct words

A: Excuse me. Is there a gas station around here?

B: Yes, there is. It's **in** / **on** Third Avenue.

A: Where on Third Avenue?

B: It's **in** / **on** the corner of Center Street and Third Avenue.

A: Across **from** / **to** Stacy's Department Store?

B: Yes, that's right. It's **next to** / **from** the park.

A: Thanks. Oh, and where is the post office?

B: It's on Center Street – **between** / **next to** the hospital and the bank.

A: Great. Thanks very much.

B: You're welcome.

Exercise 3. Write the location according to the picture. (escribe la localización de acuerdo a la figura).



1. The coffee shop is *on* Second Avenue. It's the shoe store.
2. The movie theater is Park and Main. It's the park.
3. The gas station is the parking lot. It's First and Center.
4. The post office is Center and Second. It's the hospital.
5. The bank is the restaurant and the department store. It's Main Street.

1 - NEXT TO 2 - ON - NEXT TO 3 - NEXT TO - ON 4 - ON - NEXT TO 5 - NEXT TO - ON

1. The shop is **on** Second Avenue. It's **next to** the shoe store.
2. THE HOSPITAL IS ON FIRST AVENUE. IT'S NEXT TO GASOLINE
3. THE MOVIE THEATER IS ON MAIN ST. IT'S NEXT TO CITY BANK
4. THE DEPARTMENT STORE IS ON FIRST AVE. IT'S NEXT TO PARKING LOT
5. THE SHOES IS ON MAIN ST. IT'S NEXT TO SUPERMARKET



Exercise 5. Match these words to picture 1-9. (Escribe el numero de la figura que concuerda con la palabra)

- | | |
|--|---|
| <input checked="" type="checkbox"/> a road | <input type="checkbox"/> a bank |
| <input type="checkbox"/> a chemist`s | <input type="checkbox"/> a post office |
| <input type="checkbox"/> a supermarket | <input type="checkbox"/> a bus stop |
| <input type="checkbox"/> a square | <input type="checkbox"/> a cashpoint / an ATM |
| <input type="checkbox"/> a market | |

2 – A CHEMIST'S

4 – A CASHPOINT/AN ATM

6 – A SUPERMARKET

5 – A SQUARE

8 – A MARKET

9 – A BANK

1 – A POST OFFICE

3 – A BUS STOP

Exercise 6. Read the sentences. Write questions and answers. Answer with "it`s". (Lee las oraciones y escribe la pregunta y la respuesta, la respuesta usando "it`s")

1. The pharmacy is across the street.

A: Where´s the pharmacy

B: It`s across the street

2. Billy`s Restaurant is around the corner.

A: Where's the restaurant

B: It's just around the corner

3. The newsstand is on the left.

A: Where's the newsstand

B: It's is on the left

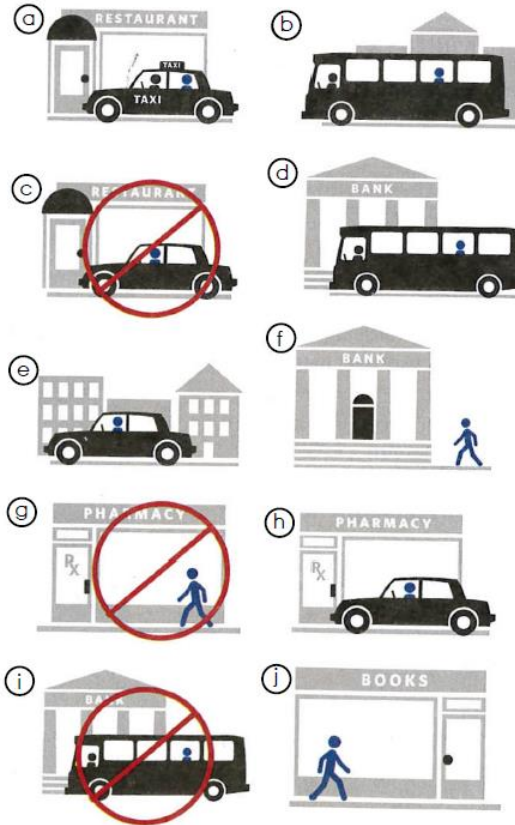
4. The bookstore is next to the school.

A: Where's the bokstore

B: It's is next to the school

Exercise 7. Match these imperative sentences to picture a-j. (Escribe la letra de la figura que concuerda con la palabra)

- (**j**) - Walk to the bookstore.
- (**c**) - Don't drive to the restaurant.
- (**d**) - Take the bus to the bank
- (**g**) - Don't walk to the pharmacy.
- (**e**) - Drive down the street.
- (**b**) - Take the bus down the street.
- (**i**) - Don't take the bus to the bank.
- (**f**) - Walk to the bank.
- (**a**) - Take a taxi to the restaurant.
- (**h**) - Drive to the pharmacy.



Exercise 8. Translate to Spanish the vocabulary (Traduce al español el vocabulario siguiente).

- | | |
|------------------------------|----------------------------|
| 1. a car – un coche | 5. a motorcycle – una moto |
| 2. a bicycle – una bicicleta | 6. a bus – un autobus |
| 3. a moped – un ciclomotor | 7. a train – un tren |
| 4. a subway – un metro | 8. a taxi – un taxi |


Exercise 9. Look at the pictures. Answer the questions. Use a "by phrase". (Observa las imagenes y contesta las preguntas) usa la frase "by".



I take the subway home.

1. How does she go home?

By subway



I take a taxi to the bookstore.

2. How does he go to the bookstore?



We take a train to work.

3. How do they go to work?



I take a bus to school.

4. How does she go to school?

2. How does he go to the bookstore? – By taxi

3. How do the go to work? – By train

4. How does she go to school? – By bus

Exercise 10. Read the text below about how people go to work and school. Then, answer the questions. (Lee el texto de abajo acerca de como las personas van a trabajar y a la escuela, después contesta las preguntas de abajo)

1 I'm Mark Jackson. I'm an architect. My office is down the street from my home. I can walk to work. I'm lucky!

2 I'm a manager of a bank. My name is Laura Blake. I go to work by car with my neighbor from across the street, Brad Lane. We're colleagues at the bank.

3 I'm Min Park, and I'm a doctor from Miami. I go to work by train. I take the train home, too.

4 I'm Matt Carson, and this is my teacher, Mr. Green. My school is right around the corner from my home, so I walk to school with my friends. We walk home together, too.

5 I'm Art Green. I'm Matt's teacher. Can I walk to school? No way! My home is not around the corner from the school. I take the bus to and from school.

1. Is Mark Jackson a doctor?

A: No, he is not, he is an architect.

2. Is Brad Lane Laura Blake's friend or her colleague?

A: yes, they are colleagues

3. Is Mr. Lane Ms. Blake's neighbor?

A: yes they are neighbor's sr.blake and sr.lane

4. Is Matt Carson a student?

A: yes he is a student

5. What is Matt's teacher's name?

A: Art green.

6. Is Dr. Park from Miami?

A: yes

7. Where is Mark Jackson's office?

A: Miami