



Nombre de alumno: Ingrid Anzueto

Nombre del profesor: Juan Manuel

Nombre del trabajo: Unit Activity – U2 5BRH

Materia: Ingles V


PASIÓN POR EDUCAR

Grado: 5to cuatrimestre

Grupo: BRH


Comitán de Domínguez Chiapas a 12 de Febrero de 2021.

TAKING TRANSPORTATION




BUSES FROM LIMA TO NAZCA					
DESTINATION	FREQUENCY	DEPARTURE	ARRIVAL	STOPS	BUS TERMINAL
Nazca	Daily	04:30	10:45	Paracas	Terminal Nazca
Nazca	Daily	07:00	13:30	Paracas-Ica	Terminal Nazca
Nazca	Daily	13:30	20:00	Paracas-Ica	Terminal Nazca
Nazca	Daily	14:00	20:00	Non-stop	Terminal Nazca
Nazca	Daily	17:30	23:30	Non-stop	Terminal Nazca

**BEIJING
to
SHANGAI**



Train No.	Depart	Arrive	Travel Time	Air Conditioning
D31	11:05	20:49	0d 09h 44m	✓
1461	14:42	12:49	0d 22h 07m	x
Z21	19:32	07:00	0d 11h 28m	✓
Z13	19:38	07:06	0d 11h 28m	✓
Z7	19:44	07:12	0d 11h 28m	✓



OSAKA (Itami) to TOKYO (Haneda)

Flight No.	Departure	Arrival	Frequency	Aircraft Type
22	07:10	08:15	DAILY	ER10
4	07:30	08:35	DAILY	ER10
26	08:30	09:35	DAILY	ER10
30	10:30	11:35	DAILY	ER10
34	11:30	12:35	DAILY	ER10

Exercise 1. Read the schedules. Use them to find the answers to the questions. Lee los horarios de la imagen de arriba y contesta las siguientes preguntas.

1. It's now 10:00 A.M. When is the next bus to Nazca? _____ at 13.30 _____
2. When is the next non-stop bus to Nazca? _____ at 14:00 _____
3. How much time does it take to get from Beijing to Shanghai on train 1461? od 22h 07m
4. Which train is faster, train 1461 or train D31? _____ the D31 train _____
5. What time does flight 26 depart for Tokyo? When does it arrive? _____ leaves at 8:30 and arrives daily _____



Marcos: Excuse me. Do you speak English?
Roger: Actually I'm French. But, yes.
Marcos: Thank goodness! I'm looking for Terminal 2.
Roger: No problem. I'm on my way there now. Just follow me.

Roger: So where are you flying today?
Marcos: Manila. Then I'm connecting to a flight home.
Roger: Well, that's a coincidence. I'm catching a flight to Manila, too. Flight 56?
Marcos: Yes, but we should hurry. The plane's boarding in fifteen minutes.

Roger: And where is home?
Marcos: Brazil. São Paulo.
Roger: No kidding! I'm going to go to São Paulo next week!
Marcos: Really? What a small world!

Exercise 2. Circle T (true), F (false) or NI (no information). Then explain each answer.

- T F NI 1. Flight 56 leaves from Terminal 2.
- T F NI 2. Roger lives in France.
- T F NI 3. Roger and Marcos are both flying to Manila
- T F NI 4. Marcos is staying in Manila.
- T F NI 5. Roger is staying in Manila
- T F NI 6. The two men get to the flight on time.

Exercise 3. Translate the next vocabulary to Spanish – Traduce el siguiente vocabulario al español.

1. A one-way ticket – Un billete de ida
2. A round-trip ticket – Un billete de ida y vuelta
3. A direct flight – Un vuelo directo
4. A non-stop flight – Un vuelo sin escalas
5. The local – El local
6. The express – El expreso
7. An aisle seat – Un asiento de pasillo
8. A window seat – un asiento junto a la ventana



a one-way ticket



a round-trip ticket

JAPAN RAIL	Kodama (local)	Kodama (local)
Tokyo	10:13	10:20
Odawara	10:30	-
Atami	11:00	-
Maibara	13:39	-
Kyoto	14:04	12:38

the local the express



a direct flight



a non-stop flight



an aisle seat a window seat

Exercise 4. Complete the conversations with phrases from the vocabulary. Completa las conversaciones con las frases del vocabulario.

1. A: Would you like a window or a hallway?

B: ___an aisle seat_____. I like to walk

2. A: Is flight 3 a ___a direct_____ flight?

B: No. It is a _____non-stop_____ flight. Makes a stop but you don't have to change planes.

3. A: Do you want a round-trip ticket to Rome?

B: Actually, I need a ___ one-way ticket _____
I'm not going to come back!

4. A: Sorry. It's too late to make a direct flight

B: Well, I'll take the express. Do not rush.

GRAMMAR

Modals: "should" and "could"

Should

We use "should" + the base form of a verb to give advice or to make a strong suggestion.

Example: You shouldn't take that flight. You should take the non-stop.

Example: Should they take the bus? (Yes, they should. / No, they shouldn't).

"Should" es usado para dar consejos, una sugerencia fuerte, hablar de situaciones posibles en el tiempo presente y en el futuro. Este puede ser reemplazado por "ought to" sin tener un cambio en el significado.

- Mom, you should check your email. **(consejo)**
- Lorena should be in the office now. **(situación posible en el presente)**
- You guys should get the job; your presentation was the best. **(situación posible en el futuro)**

Could

We use "could" + the base form of a verb to offer alternatives or to make a weak suggestion.

Example: The express bus is full, but you could take the local.

Example: Could I take the 2:20? (Yes, you could / No, you couldn't).

Este se utiliza para hablar de habilidades en el pasado, cosas que no podíamos realizar en el pasado, solicitudes, ofrecer una alternativa, hacer una sugerencia débil, etc.

- I could speak Italian when I was in elementary school. **(habilidad en el pasado)**
- I couldn't leave the house after 10pm when I lived with my parents. **(imposibilidad en el pasado)**
- Could you send me the copy by noon? **(solicitud)**

Exercise 5. Complete each statement or question with a form of "should" or "could". Completa la oración o la pregunta usando la forma "should" or "could". Ver ejemplo.

1. He should take (he/take) the express. The local arrives too late.
2. They said we could have (we/have) two aisle seats or an aisle and a window seat.
3. you should not get (you/not get) a one-way ticket. It's much more expensive each way.
4. Which train should we take (we/take) ? We absolutely have to be there on time.
5. They could buy (they/buy) a ticket at the station or on the train. It's doesn't matter.

Exercise 6. Underline the correct phrases to complete the sentences. (Subraya la respuesta correcta)

1. Who (should buy / should to buy) the tickets?
2. Where (I can find / can I find a hotel)?
3. You (could to walk / could walk) or (take / taking) the bus.
4. (I should to call / Should I call) you when I arrive?
5. We (can to not take / can't take) the bus; it left.
6. When (should you giving / should you give) the agent your boarding pass?

7. Which trains (can get / can getting) me there soon?

FUTURE PLANS

GRAMMAR

“Be going to” + base form to express the future.

- We use “be going to” to talk about future plans and intentions.

Example: She's going to be a professional dancer when she grows up.

- We use “be going to” to predict something that we think is certain to happen because we have evidence.

Example: It's going to rain (the speaker can see dark clouds in the sky).

Affirmative

I'm	} going to relax this weekend.
You're	
He's	
She's	
It's	
You're	
We're	
They're	

Negative

I'm	not going to relax this weekend.
You	aren't going to relax this weekend.
He's	} isn't going to relax this weekend.
She's	
It's	
You're	} aren't going to relax this weekend.
We're	
They're	

Question

Are you going to sleep late tomorrow?
Is she going to travel to Europe?
Are we going to be on time?

Yes/ No answers

Yes, I am / No, I'm not.
Yes, she is / No, she isn't.
Yes, we are. / No, we aren't

“Be going to” + base form to express the future.

El verbo "to be going to" equivale a "**ir a hacer algo**". Su estructura en la oración es:

El verbo que se conjuga es "to be" y tiene que concordar en tiempo y persona con el sujeto.

To be + going + to + Verbo (en infinitivo)

Estructura

Todas las formas de este tiempo verbal requieren el uso del verbo “to be” en sus tres conjugaciones (am, is, are) dependiendo del sujeto. De esta forma:

I am	He is	You are
	She is	We are
	It is	They are

Afirmativo:

Sujeto + verbo to be + going to + complemento

- I am going to visit my father tomorrow. (Voy a visitar a mi papá mañana)
- He is going to play football on Saturday. (Él va a jugar fútbol el sábado)
- We are going to listen to music tonight. (Vamos a escuchar música esta noche)

Negativo:

Sujeto + verbo to be en negativo + going to + complemento

- I am not going to eat tonight. (No voy a comer esta noche)
- It is not going to rain. (No va a llover)
- They are going to buy a house. (Van a comprar una casa)

Interrogativo:

1. Preguntas de sí o no y respuestas:

- Is she going to drive your car? (¿Ella va a conducir tu carro/auto?)
Yes, she is. (Sí) No, She isn't. (No)
- Are you going to write the report tonight? (¿Vas a escribir el reporte esta noche?)
Yes, I am. (Sí) No, I am not. (No)

2. WH-questions:

- What are he going to do tomorrow? (¿Qué va a hacer ella mañana?)
- Where are they going to sleep? (¿Dónde van a dormir?)

Nota:

En ocasiones, sobre todo en el inglés hablado informalmente, se suele reducir el forma **“going to” a “gonna”**. Escucha la pronunciación de **“gonna”**:

Exercise 7. Complete each statement or question with "be going to" and the base form of the verb. Completa la oración o la pregunta.

1. They are not going to buy (the / not buy) tickets for the express.
2. When she going to (she / leave) for the airport?
3. are you going to ask for (you / ask for) an aisle seat?
4. Who is going to take (take) him to the train station?
5. Who is he going to call (he / call) in Chicago?
6. Where going to be dad (Dad / be) when I arrive?

Exercise 8. Write a question with "be going to" for each answer. Don't use the verb "do".

Escribe la pregunta usando "be going to" para cada respuesta, no uses el verbo do.

1. Are you going to go to the movies tonight?

Yes. I'm going to go to the movies tonight.

2. Are you going to eat in a restaurant after the concert?

Yes. They're going to eat in a restaurant after the concert.

3. Will Carla's brother go fishing with her?

Yes. Carla's brother is going to go fishing with her.

4. Are you going to work tomorrow?

Yes. I'm going to go to work tomorrow.

5. Not graduating this year?

No. He's not going to graduate this year.

6. Are you going to take the bus to school?

Yes. They're going to take the bus to school.

Exercise 10. Translate the vocabulary below. Traduce el siguiente vocabulario.



a rental car



a taxi




a limousine/ a limo




a hotel reservation

1. Un coche de alquiler
2. Un taxi
3. Una lismousina
4. Una reserva de Hotel.



① depart ② arrive




③ take off ④ land



⑤ go through security



⑥ a boarding pass



⑦ the gate ⑧ an agent
⑨ a passenger ⑩ the departure lounge

- | | |
|---------------------------|----------------------------|
| 1. Salir | 6. Una tarjeta de embarque |
| 2. Llegar | 7. La puerta/ La entrada. |
| 3. Para llevar | 8. Un agente |
| 4. Aterrizar | 9. Un pasajero |
| 5. Pasar por la seguridad | 10. La sala de salidas |