



Nombre de alumno:

Sofía Yamileth Guillén Flores

Nombre del profesor:

Juan Manuel Jaime

Nombre del trabajo: Unit Activity - U1 2BRH

Materia:

Ingles 2

Grado:

Segundo Cuatrimestre

Grupo:

Único

Comitán de Domínguez Chiapas a 22 de enero de 2021.

PLACES AND HOW TO GET THERE

VOCABULARY - Places in the neighborhood



1. a pharmacy



2. a restaurant



3. a bank



4. a school



5. a newsstand



6. a bookstore

Exercise 1. Translate to Spanish the vocabulary above (Traduce al español el vocabulario de arriba).

1. **Una Farmacia**
2. **Un Restaurante**
3. **Un Banco**
4. **Una Escuela**
5. **Lugar para vender periódicos**
6. **Una librería**

VOCABULARY - Locations



1. across the street



2. down the street



3. around the corner



4. on the left



5. on the right



6. next to the bank



7. between the bookstore and the bank

1. Cruzando la calle 2. Bajando la calle 3. Girando la esquina 4. A la izquierda
5. A la derecha 6. A lado del banco 7. Entre la librería y el banco


Exercise 2. Write the location according to the picture. (escribe la localización de acuerdo a la figura).



1.



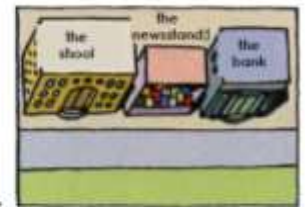
2.



3.



4.



5.

1. The bank is across the street (example)
2. **Around the corner**
3. **Next to the school**
4. **Be phamarcy of the left**
5. **Between the school and the bank**

Places in a town or city

Exercise 3. Translate to Spanish the vocabulary (Traduce al español el vocabulario siguiente).

1. a road – **un camino**
2. a chemist's - **una farmacia**
3. a supermarket - **un supermercado**
4. a square - **un parquet**
5. a market – **un mercado**
6. a bank – **un banco**
7. a post office – **lugar de correos**

8. a bus stop - **parada de autobus**

9. a cashpoint / an ATM – **cajero automatico**



Exercise 4. Match these words to picture 1-9. (Escribe el numero de la figura que concuerda con la palabra)

- | | |
|----------------------------------------------|-------------------------------------------------|
| <input checked="" type="checkbox"/> 3 a road | <input type="checkbox"/> 1 a bank |
| <input type="checkbox"/> 2 a chemist`s | <input type="checkbox"/> 9 a post office |
| <input type="checkbox"/> 6 a supermarket | <input type="checkbox"/> 5 a bus stop |
| <input type="checkbox"/> 7 a square | <input type="checkbox"/> 4 a cashpoint / an ATM |
| <input type="checkbox"/> 8 a market | |

Exercise 5. Read the sentences. Write questions and answers. Answer with "it`s". (Lee las oraciones y escribe la pregunta y la respuesta, la respuesta usando "it`s")

1. The pharmacy is across the street.

A: Where's the pharmacy

B: It's across the street

2. Billy's Restaurant is around the corner.

A: Where's the Billy's Restaurant?

B: It's around the corner.

3. The newsstand is on the left.

A: Where's the newsstand?

B: It's on the left

4. The bookstore is next to the school.

A: Where's the bookstore

B: It's next to the school

Exercise 6. Match these imperative sentences to picture a-j. (Escribe la letra de la figura que concuerda con la palabra)

(**j**) - Walk to the bookstore.

(**c**) - Don't drive to the restaurant.

(**d**) - Take the bus to the bank

(**g**) - Don't walk to the pharmacy.

(**e**) - Drive down the street.

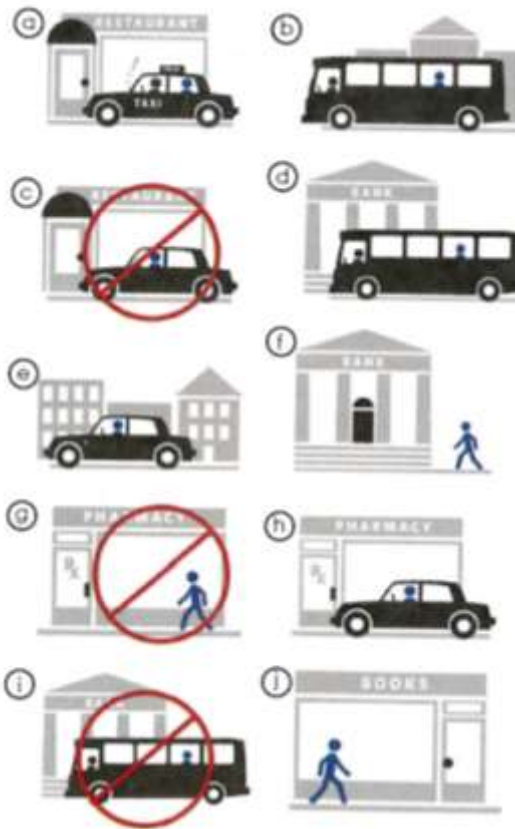
(**b**) - Take the bus down the street.

(**l**) - Don't take the bus to the bank.

(**f**) - Walk to the bank.

(**a**) - Take a taxi to the restaurant.

(**h**) - Drive to the pharmacy.



VOCABULARY - Means of transportation



1. a car



2. a bicycle



3. a moped



4. a subway



5. a motorcycle

Also remember:
a bus
a train
a taxi

Exercise 7. Translate to Spanish the vocabulary (Traduce al español el vocabulario siguiente).

1. a car - un carro

5. a motorcycle - una motocicleta

2. a bicycle - una bicicleta

6. a bus - un autobus

3. a moped - una motoneta

7. a train - un tren

4. a subway - un tren subterraneo

8. a taxi - un taxi

GRAMMAR - "By" to express means.



Destinations



1. go to work



2. go home



3. go to school.

Exercise 8. Look at the pictures. Answer the questions. Use a "by phrase". (Observa las imagenes y contesta las preguntas) usa la frase "by".



I take the subway home.

1. How does she go home?

By subway



I take a taxi to the bookstore.

2. How does he go to the bookstore?

By taxi



We take a train to work.

3. How do they go to work?

By train



I take a bus to school.

4. How does she go to school?

By bus