



**Nombre de alumno: Roy Alejandro Aguilar Solórzano**

**Nombre del profesor: Juan Manuel Jaime**

**Nombre del trabajo: Unit Activity - U1 2BRH**

**Materia: Ingles II**

**Grado: 1ro**

**Grupo: "A"**

Comitán de Domínguez Chiapas a 04 de enero de 2021.

## PLACES AND HOW TO GET THERE

### VOCABULARY - Places in the neighborhood



1. a pharmacy



2. a restaurant



3. a bank



4. a school



5. a newsstand



6. a bookstore

**Exercise 1.** Translate to Spanish the vocabulary above (Traduce al español el vocabulario de arriba).

1. Una farmacia
2. un restaurant
3. un banco
4. una escuela
5. un puesto de periodico
6. una Liberia

## VOCABULARY - Locations



1. across  
the street



2. down  
the street



3. around  
the corner



4. on the left



5. on the right



6. next to the bank



7. between the bookstore  
and the bank

1. Cruzando la calle    2. Bajando la calle    3. Girando la esquina    4. A la izquierda  
5. A la derecha    6. A lado del banco    7. Entre la librería y el banco

**Las preposiciones de lugar** se colocan detrás del verbo principal, que suele ser el verbo "to be" (estar, ser) en cualquiera de los tiempos pasados, presentes o futuros y en sus formas tanto simples como compuestas.

**Las preposiciones de movimiento o dirección** se utilizan para mostrar movimiento de un lugar a otro. Estas preposiciones se usan con mayor frecuencia con los verbos de movimiento y se encuentran después del verbo.

**ACROSS** - Significado: al otro lado de; de un lado a otro

Uso: "Across" se utiliza para indicar movimiento hacia el lado opuesto.

Ejemplos:

The boat will take you across the river. (El barco te llevará al otro lado del río.)

You must walk across the street at the crosswalk. (Tienes que cruzar la calle por el cruce peatonal.)

**DOWN** - Significado: abajo

Uso: "Down" indica movimiento de una posición superior a una posición inferior.

Ejemplos:

I prefer to ride my bike down the hill. (Prefiero ir en bicicleta colina abajo.)

We are going down to Florida this summer. (Bajamos a Florida este verano.)

**AROUND** - Significado: alrededor de

Ejemplos:

You must drive around the city center to reach the cinema.(Tienes que conducir alrededor del centro de la ciudad para llegar al cine.)

Let's go for a walk around the park.(Vamos a pasear por el parque.)

**NEXT TO (BESIDE)** - Significado: al lado de, junto a

Uso: Tanto "next to" como "beside" se pueden utilizar indistintamente. Utilizar una forma u otra dependerá del hablante y del contexto.

Ejemplos:

The supermarket is next to (beside) the bank.(El supermercado está al lado del banco.)

Sit next to (beside) me.(Siéntate a mi lado.)

**BETWEEN** - Significado: entre

Ejemplos:

The shop is between the bank and the train station.(La tienda está entre el banco y la estación de tren.)

She is standing between Peter and John.(Ella está de pie entre Pedro y Juan.)

**UP** - Significado: hacia arriba

Uso: "Up" se utiliza para indicar movimiento de una posición inferior a una posición superior.

Ejemplos:

I don't like riding my bike up these hills.(No me gusta subir estas colinas en bici.)

We climbed up the mountain this morning.(Subimos a la montaña esta mañana.)

**IN FRONT OF vs. OPPOSITE** - Significado: contrario, en frente de, opuesto, delante de

Uso: La diferencia entre estas preposiciones la notamos cuando estamos hablando de personas: "opposite" significa delante y cara a cara, en cambio "in front of" significa delante de pero no cara a cara.

Ejemplos:

The hotel is in front of the station.(El hotel está en frente de la estación.)

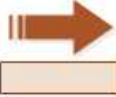













The bank is opposite the market.(El banco está delante del mercado.)

Laura is standing in front of you.(Laura está de pie delante de ti.)

She is sitting opposite me.(Se está sentando en frente de mí.)

# PREPOSITIONS OF MOVEMENT


test-english.com

|  |  |
|--|--|
|  <p><b>TO</b><br/>I took them <b>to</b> the beach.<br/>I'd like to go <b>to</b> the cinema.</p>             |  <p><b>ALONG</b><br/>We walked quietly <b>along</b> the beach.<br/>I ran <b>along</b> a narrow path.</p>            |
|  <p><b>FROM</b><br/>She comes <b>from</b> Japan.<br/>I ran <b>from</b> home to the gym.</p>                 |  <p><b>THROUGH</b><br/>They drove <b>through</b> the tunnel.<br/>I ran <b>through</b> the trees.</p>                |
|  <p><b>INTO</b><br/>I walked quickly <b>into</b> the room.<br/>Get <b>into</b> the car.</p>                 |  <p><b>ACROSS</b><br/>Jessica swam <b>across</b> the river.<br/>I ran <b>across</b> the street</p>                  |
|  <p><b>OUT OF</b><br/>I saw them get <b>out of</b> a taxi.<br/>They ran <b>out of</b> the room.</p>         |  <p><b>TOWARDS</b><br/>He got up and walked <b>towards</b> me.<br/>We ran <b>towards</b> the sea.</p>               |
|  <p><b>ON</b><br/>I was late and got <b>on</b> the first bus.<br/>Put the money <b>on</b> the table.</p>  |  <p><b>OVER</b><br/>He jumped <b>over</b> the fence.<br/>We flew <b>over</b> the mountains.</p>                   |
|  <p><b>OFF</b><br/>The cat jumped <b>off</b> the table.<br/>He fell <b>off</b> his bike and got hurt.</p> |  <p><b>UNDER</b><br/>It's bad luck to walk <b>under</b> a ladder.<br/>We drove <b>under</b> the bridge.</p>       |
|  <p><b>UP</b><br/>They all went <b>up</b> the hill.<br/>He ran <b>up</b> the stairs.</p>                  |  <p><b>AROUND</b><br/>I went <b>around</b> the corner and saw it.<br/>The moon goes <b>around</b> the earth.</p>  |
|  <p><b>DOWN</b><br/>I rode my bike <b>down</b> the mountain.<br/>We went <b>down</b> the stairs.</p>      |  <p><b>PAST</b><br/>He walked <b>past</b> us withou seeing us.<br/>The police drove <b>past</b> our building.</p> |

<https://www.curso-ingles.com/aprender/cursos/nivel-basico/prepositions/prepositions-of-place>

<https://www.curso-ingles.com/aprender/cursos/nivel-basico/prepositions/prepositions-of-movement-or-direction>

**Exercise 2.** Write the location according to the picture. (escribe la localización de acuerdo a la figura).



1. The bank is across the street (example)
2. The bookstore is turning left
3. The restaurant is next to the school
4. the pharmacy is down the street
5. the newsstand is between the school and the bank

### Places in a town or city

**Exercise 3.** Translate to Spanish the vocabulary (Traduce al español el vocabulario siguiente).

1. a road – un camino
2. a chemist`s – una farmacia
3. a supermarket – un super mercado
4. a square – un cuadrado
5. a market – un mercado
6. a bank – un banco
7. a post office – una oficina de correos
8. a bus stop – una parada de autobus
9. a cashpoint / an ATM – un cajero automatico

<https://www.englishexercises.org/makeagame/viewgame.asp?id=17>



**Exercise 4.** Match these words to picture 1-9. (Escribe el numero de la figura que concuerda con la palabra)

- |   |  |
|---|--|
| <input checked="" type="checkbox"/> 3 a road        | <input checked="" type="checkbox"/> 1 a bank               |
| <input checked="" type="checkbox"/> 2 a chemist`s   | <input checked="" type="checkbox"/> 9 a post office        |
| <input checked="" type="checkbox"/> 6 a supermarket | <input checked="" type="checkbox"/> 5 a bus stop           |
| <input checked="" type="checkbox"/> 7 a square      | <input checked="" type="checkbox"/> 4 a cashpoint / an ATM |
| <input checked="" type="checkbox"/> 8 a market      |  |

**GRAMMAR - Be: Questions with "where" for locations. Subject pronoun "it".**

Ask questions with "where" for locations.

Example: where`s the restaurant?

Use "it" to replace the names of places.

Example: It`s down the street. (It = the restaurant).

| Contractions |           |
|--------------|-----------|
| Where is     | → Where`s |
| It is        | → It`s    |

**Exercise 5.** Read the sentences. Write questions and answers. Answer with "it`s". (Lee las oraciones y escribe la pregunta y la respuesta, la respuesta usando "it`s")

1. The pharmacy is across the street.

A: Where`s the pharmacy

B: It`s across the street

2. Billy`s Restaurant is around the corner.

A: where`s Billy's restaurant?

B: it`s around the corner

3. The newsstand is on the left.

A: where`s the restaurant?

B: it`s on the left

4. The bookstore is next to the school.

A: where`s the bookstore?

B: it`s next to the school

## GRAMMAR - The imperative

Use imperatives to give instructions and directions.

### Affirmative imperatives

Drive [to the bank].

Take the bus [to the pharmacy].

### Negative imperatives ( Don`t = Do not )

Don`t walk.

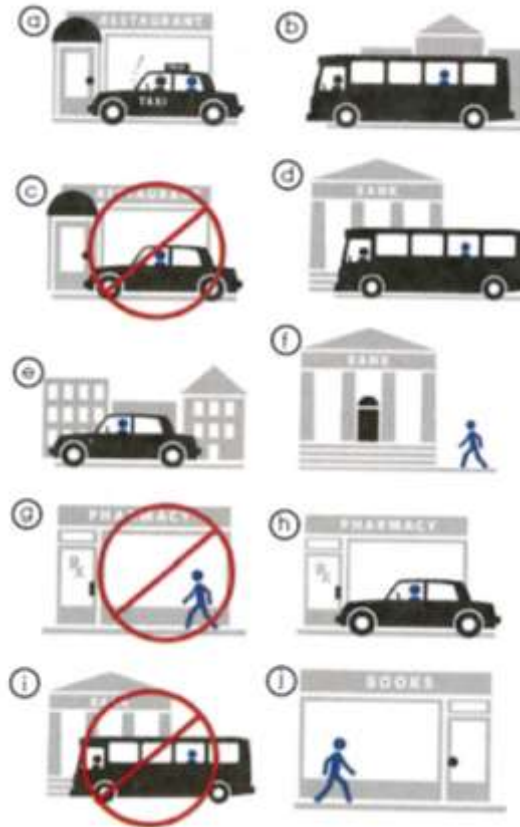
Don`t take the train.





**Exercise 6.** Match these imperative sentences to picture a-j. (Escribe la letra de la figura que concuerda con la palabra)

- (J) - Walk to the bookstore.
- (C) - Don't drive to the restaurant.
- (D) - Take the bus to the bank
- (G) - Don't walk to the pharmacy.
- (E) - Drive down the street.
- (B) - Take the bus down the street.
- (I) - Don't take the bus to the bank.
- (F) - Walk to the bank.
- (A) - Take a taxi to the restaurant.
- (H) - Drive to the pharmacy.



**VOCABULARY - Means of transportation**



1. a car



2. a bicycle



3. a moped



4. a subway



5. a motorcycle

Also remember:  
a bus  
a train  
a taxi

**Exercise 7.** Translate to Spanish the vocabulary (Traduce al español el vocabulario siguiente).

- 1. a car – Un carro
- 2. a bicycle – una Bicicleta
- 3. a moped – una motoneta
- 4. a subway – un metro
- 5. a motorcycle – una moto
- 6. a bus – un autobus
- 7. a train – un tren
- 8. a taxi – un taxi

**GRAMMAR - "By" to express means.**




**Destinations**



<https://test-english.com/explanation/a2/prepositions-of-movement/>

**Exercise 8.** Look at the pictures. Answer the questions. Use a "by phrase". (Observa las imagenes y contesta las preguntas) usa la frase "by".



I take the subway home.

1. How does she go home?  
By subway



I take a taxi to the bookstore.

2. How does he go to the bookstore?  
by taxi



We take a train to work.

3. How do they go to work?  
By train



I take a bus to school.

4. How does she go to school?  
by bus

**Exercise 9.** Read the text below about how people go to work and school. Then, answer the questions. (Lee el texto de abajo acerca de como las personas van a trabajar y a la escuela, después contesta las preguntas de abajo)

1 I'm Mark Jackson. I'm an architect. My office is down the street from my home. I can walk to work. I'm lucky!

2 I'm a manager of a bank. My name is Laura Blake. I go to work by car with my neighbor from across the street, Brad Lane. We're colleagues at the bank.

3 I'm Min Park, and I'm a doctor from Miami. I go to work by train. I take the train home, too.

4 I'm Matt Carson, and this is my teacher, Mr. Green. My school is right around the corner from my home, so I walk to school with my friends. We walk home together, too.

5 I'm Art Green. I'm Matt's teacher. Can I walk to school? No way! My home is not around the corner from the school. I take the bus to and from school.

1. Is Mark Jackson a doctor?

A: No, he is not, he is an architect.

2. Is Brad Lane Laura Blake's friend or her colleague?

A: no, they are colleagues.

3. Is Mr. Lane Ms. Blake's neighbor?

A: yes, they are neighbors

4. Is Matt Carson a student?

A: yes, he is a student

5. What is Matt's teacher's name?

A: his name is Mr. Green

6. Is Dr. Park from Miami?

A: yes, it's from Miami

7. Where is Mark Jackson's office?

A: my office is down the street from my home