

9 GRAMMAR FOCUS

Directions

How do I get to Rockefeller Center?

Walk up/Go up Fifth Avenue.

Turn left on 49th Street.

It's **on the right**.

How can I get to Bryant Park?

Walk down/Go down Fifth Avenue.

Turn right on 42nd Street.

It's **on the left**.

2 Directions

► *Walk up/Go up* mean the same. *Walk down/Go down* also mean the same.

Bob doesn't know the city at all. Correct Bob's directions. Write the opposite of what he says.

1. Dan: How do I get to the library?

Bob: Walk up Park Avenue.

You: *No, don't walk up Park Avenue. Walk down Park Avenue.*

2. Dan: How can I get to the park?

Bob: Turn right on Main Street.

You: *No, don't turn right on main street. Turn left on main street.*

3. Dan: How do I get to the post office?

Bob: Go down First Avenue.

You: *Go up first Avenue*

Bob: It's on the left.

You: *It's on the right*

A PAIRWORK Imagine you are tourists at Grand Central Terminal. Ask for directions. Follow the arrows.



A: Excuse me. How do I get to the Empire State Building?

B: Walk up 42nd Street. Turn left on ...

B PAIRWORK Ask for directions to places near your school.

A: How do I get to the train station?

B: Walk ...

A: Excuse me. How do I get to the Bryant Park?

B: Turn right and walk on the 42nd street.

Next to the New York Public Library.

interchange 13A GIVING DIRECTIONS

Student A

A PAIRWORK Look at the map. You are on Third Avenue between Maple and Oak Streets. Ask your partner for directions to these places. (There are no signs for these places on your map.) Then label the buildings.

garage supermarket flower shop

A: Excuse me. How do I get to the garage?

B: Walk down Third Avenue to ...



B PAIRWORK Your partner asks you for directions to three places. (There are signs for these places on your map.) Use the expressions in the box to give directions.

Go up/Go down ...	It's on the corner of ... Street	It's next to ...
Walk up/Walk down ...	and ... Avenue.	It's behind ...
Turn right/Turn left ...	It's between ... and ...	It's in front of ...
		It's across from ...

Interchange 13B GIVING DIRECTIONS

Student B

A PAIRWORK Look at the map. You are on Third Avenue between Maple and Oak Streets. Your partner asks you for directions to three places. (There are signs for these places on your map.) Use the expressions in the box to give directions.

A: Excuse me. How do I get to the garage?
 B: Walk down Third Avenue to ...

Go up/Go down ...	It's on the corner of ... Street	It's next to ...
Walk up/Walk down ...	and ... Avenue.	It's behind ...
Turn right/Turn left ...	It's between ... and ...	It's in front of ...
		It's across from ...



B PAIRWORK Ask your partner for directions to these places. (There are no signs for these places on your map.) Then label the buildings.

coffee shop

shoe store

bookstore

Edinburgh's Royal Mile


As you read, follow the route on the map below.



1. Start your walking tour at **Edinburgh Castle**. Climb up 187 steps to the top of Castle Hill for a great view. Then take a tour of the castle.



2. Walk down the Royal Mile three blocks to **St. Giles Cathedral**. Go inside and look at the colorful windows.



3. Take a break at **Spoon Café**. Go down the Royal Mile and turn right on South Bridge. The restaurant is on the left.



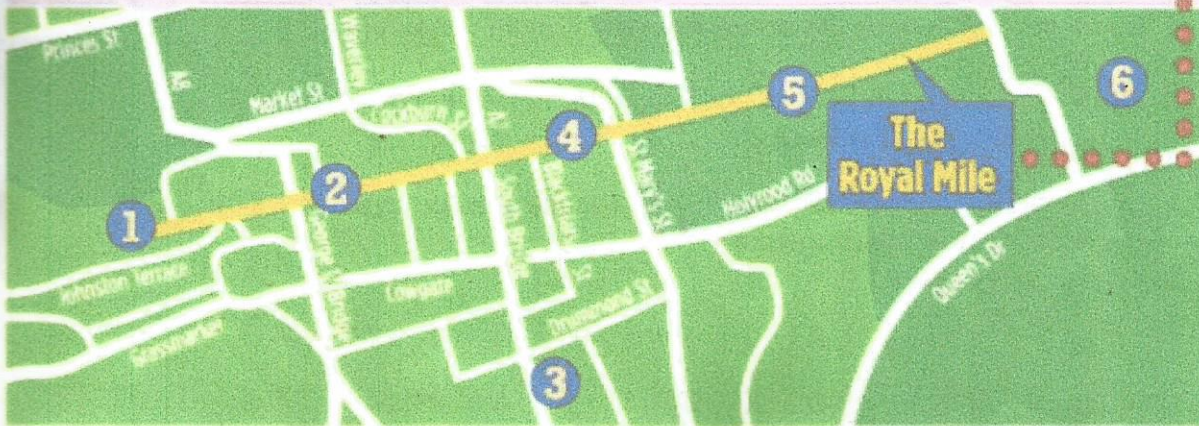
4. You're almost at the **Museum of Childhood**, on the right on the Royal Mile. There's a great collection of toys, dolls, and games here.



5. Continue down the Royal Mile. Stop at the **Museum of Edinburgh** to learn about the history of Scotland's capital.



6. End your walking tour in **Holyrood Park**, right behind the museum.



A Read the tourist information. Where can you...?

1. rest and eat lunch
2. learn about Edinburgh's history
3. take a tour
4. see beautiful windows
5. see old games

Spoon cafe
 Museum of Edinburgh
 Edinburgh Castle
 St. Giles Cathedral
 Museum of childhood

B PAIR WORK Think of places in your city or town. Plan a walking tour of your town.

4

Complete the conversation. Use the sentences and questions in the box.

 Next to the café?

 Is there a post office around here?

 Thanks a lot.

 Excuse me. Can you help me?

 Where on Diane Street?

Rachel: Excuse me. Can you help me?

Man: Sure.

Rachel: Is there a post office around here?

Man: Yes, there is. It's on Diane Street.

Rachel: Where on Diane Street?

Man: It's on the corner of Diane Street and Seventh Avenue.

Rachel: Next to the café?

Man: Yes, that's right. It's right next to the café.

Rachel: Thanks a lot

Man: You're welcome.

**5**

Complete the sentences with the opposites.

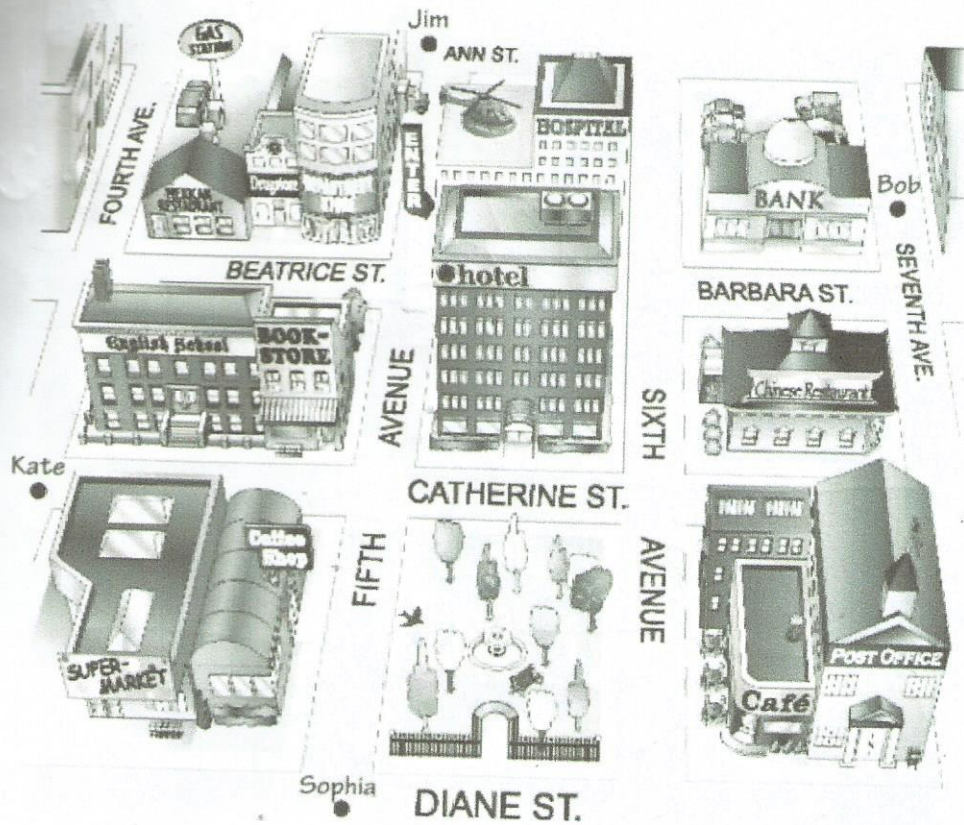
1. Don't turn *right* on Fifth Avenue. Turn left.
2. The Waverly Hotel isn't *in front of* the concert hall. It's behind it.
3. Don't walk *down* Columbus Avenue. Walk up Columbus Avenue.
4. The museum isn't on the *left*. It's on the right.
5. The Empire State Building is *far from* here, but Central Park is near here.
You can walk there.

6

Look at the map. Give these people directions. Use the phrases and sentences in the box.

Walk up/Go up . . . Street/Avenue.
Turn left on . . . Street/Avenue.
Walk to . . . Street/Avenue.

Walk down/Go down . . . Street/Avenue.
Turn right on . . . Street/Avenue.
It's on the left/right.



1. Sophia is looking for the Mexican restaurant.

Go up Fifth Avenue. Turn left on Beatrice Street.

Walk to Fourth Avenue. It's on the right.

2. Kate is looking for the post office.

Walk down fourth Avenue. Turn left on Diane street.
Walk on Catherine street. Turn right on sixth Avenue,
and turn left on Diane street.

3. Bob is looking for the supermarket.


Go down seventh avenue. Turn right on Diane street
walk to seventh avenue. Turn right on Diane street

4. Jim is looking for the bank.

walk down fifth avenue. Turn left on Beatrice street
walks to Ann street. Turn right on sixth avenue

7

Imagine you're going to have a party. Complete the invitation. Then draw a map and write directions to the party from your school.



Map to the party



Panamericana highway Berozabal

Directions to the party

Start at the school. Then take the public transportation
 Stop in 6th sur avenue walk up. Turn left
 on 1st Poniente Street and turn right
 on 7th sur street.