



Nombre de alumno: Jorge Luis Cruz García

Nombre del profesor: Hai Chen

Nombre del trabajo: ACTIVITY # 1

Materia: Ingles 1

Grado: 1°

Grupo: sabados

Comitán de Domínguez a 14 de noviembre 2020 Chiapas 2020.

Introduction – It's nice to meet you

GRAMMAR FOCUS

The verb be

I'm Jennifer Miller.

You're in my class.

She's in our class. (**Jennifer is** in our class.)

He's over there. (**Steven is** over there.)

It's Miller. (**My last name is** Miller.)

Are you Steven Carson?

Yes, **I am**.

No, **I'm not**.

How **are you**?

I'm fine.

I'm = I am

You're = You are

He's = He is

She's = She is

It's = It is

A Complete the conversation with the correct words in parentheses. Then practice with a partner.

David: Hello, Jennifer. How ^{are} (is / are) you?

Jennifer: ^{I'm} (She's / I'm) fine, thanks.

^{I'm} (I'm / It's) sorry – what's your name again?

David: ^{It's} (He's / It's) David – David Medina.

Jennifer: That's right! David, this ^{is} (is / am) Sarah Conner.

^{She's} (She's / He's) in our math class.

David: Hi, Sarah. ^{It's} (I'm / It's) nice to meet you.

Sarah: Hi, David. I think ^{You're} (you're / I'm) in my English class, too.

David: Oh, right! Yes, I ^{Am} (are / am).

2 The verb be

- ▶ In questions, the *be* verb comes before the noun or pronoun: **Is he** your teacher?
- ▶ Don't use contractions in short answers with *Yes*: Are you in my class? Yes, **I am**. (NOT: Yes, I'm.)

Complete the conversations. Use the words in the box.

am	I'm	it's	she's
✓ are	I am	I'm not	you you're

1. A: Excuse me. ^{Are} you Patty Wilson?
 B: No, ^{I'm not} . ^{She's} over there.
 A: OK. Thanks.
2. A: Hi. Are ^{You} Patty Wilson?
 C: Yes, ^{I am} .
 A: Oh, good. ^{I'm} Sergio Baez. ^{You're} in my English class.
 C: Yes, I ^{Am} . ^{It's} nice to meet you, Sergio.

My, your, his, her

What's **your** name?
 What's **his** name?
 What's **her** name?

My name is Taylor.
His name is Michael.
Her name is Jennifer.

What's = What is

A Complete the conversations. Use *my*, *your*, *his*, or *her*.



1

1. A: Hello. What's your name?
 B: Hi. My name is Antonio.
 What's Your name?
 A: My name is Nicole.

2. A: What's Your name?
 B: My name is Michael.
 A: And what's Your name?
 B: My name is Jennifer.

My

1 My, your, his, her

- Use *his* with males and *her* with females: **His** name is David. (NOT: Her name is David.) **Her** name is Maria. (NOT: His name is Maria.)

Complete the conversations with *my*, *your*, *his*, or *her*.


1. A: Hello. My name is Carlos.
 B: Hi, Carlos. What's Your last name?
 A: It's Gonzales.
 B: How do you spell Your last name? Is it G-O-N-Z-A-L-E-Z?
 A: No, it's G-O-N-Z-A-L-E-S. And what's Your name?
 B: My name is Bill Powers. Nice to meet you.
2. A: What's Ms. Robinson's first name?
 B: My first name is Katherine. My nickname is Katie.
 A: I'm sorry. What's Your first name again?
 B: It's Katherine. And what's Mr. Weber's first name?
 A: His first name is Peter.
 B: That's right. And His nickname is Pete.

TEMA PRINCIPAL: ARTICLES (A/ AN) Y DEMONSTRATIVES (THAT, THIS, THOSE, THESE) (HACER LOS EJERCICIOS QUE TIENEN FLECHAS ROJAS)


ARTICLES Classroom objects

A Listen. Complete these sentences with *a* or *an*.


artides
an + vowel sound
a + consonant sound




1. This isA..... book.




2. This isAn..... eraser.




3. This isAn..... English book.



4. This isA..... marker.




5. This isA..... notebook.




6. This isA..... clock.

GRAMMAR FOCUS

This/these, it/they; plurals




This is a clock.




What's **this**?
It's an earring.

It's = It is
They're = They are




These are clocks.




What **are these**?
They're earrings.


Complete these conversations. Then practice with a partner.




1. A: What are these..... ?
B: They're keys.....




2. A: What Is this?..... ?
B: This is a map.....




3. A: What Are these..... ?
B: These are bags.....



4. A: What Is this?..... ?
B: This is a watch.....



5. A: What Is this?..... ?
B: This is a umbrella.....



6. A: What Is this?..... ?
B: This is sunglasses.....

Complete the questions with *this* or *these*. Then answer the questions.



1. A: What's this ? 2. A: What's this ? 3. A: What are these ?
 B: It's a camera . B: It's a clock . B: These are earrings .



4. A: What are these ? 5. A: What is this? _____ ? 6. A: What's this ?
 B: These are markers . B: It's a glasses . B: It's an ID .

Complete the conversation. Use the words in the box.

<input type="checkbox"/> a	<input type="checkbox"/> 's	<input type="checkbox"/> this	<input type="checkbox"/> they	<input type="checkbox"/> you
<input type="checkbox"/> an	<input checked="" type="checkbox"/> it's	<input type="checkbox"/> these	<input type="checkbox"/> they're	<input type="checkbox"/> you're

Dana: Wow! What's this?
 Chris: It's a purse.
 Dana: Oh, cool. Thank you , Chris.
 Chris: You're welcome.
 Eva: Now open this box.
 Dana: OK. What's this this?
 Eva: It's a scarf.
 Dana: Oh, thank you, Eva. And what are these ?
 Eva: they're earrings.
 Dana: Thanks! They're great!
 Amy: Open this, too!
 Dana: Oh, it's an umbrella. Thanks, Amy!

