



Nombre de alumno: Cecilia Gpe. López García

Nombre del profesor: Ana Laura Culebro Torres

Nombre del trabajo: ACTIVITY # 2

Materia: Ingles IV

Grado: 4to. Cuatrimestre

PASIÓN POR EDUCAR

Grupo: "C"

Comitán de Domínguez Chiapas

TEMA PRINCIPAL 1: DEMONSTRATIVES

This / that / these / those

1. Los *demonstrative determiners*

Los ***demonstrative determiners*** se utilizan mayoritariamente para especificar o señalar a personas, animales o cosas en función de su proximidad o lejanía teniendo en cuenta la posición del hablante:

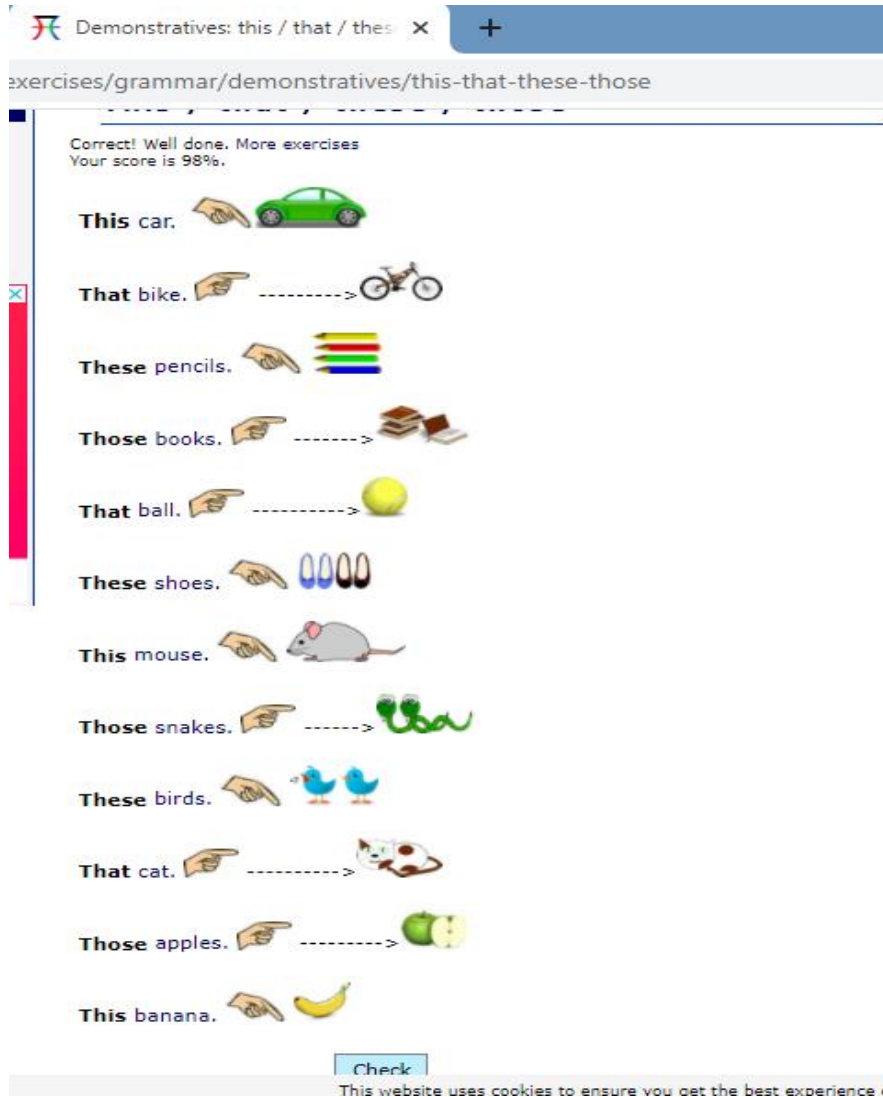
THIS	<i>Esto/e/a</i>
THAT	<i>Eso/e/a, aquel, aquello/a</i>
THESE	<i>Estos/as</i>
THOSE	<i>Esos/as, aquellos/as</i>

CONTINÚA LEYENDO LA EXPLICACIÓN DE LOS DEMONSTRATIVES EN EL SIGUIENTE LINK:

<https://www.lewolang.com/gramatica-inglesa/6/this-that-these-those>

EJERCICIOS # 1

1. VE AL LINK QUE TE DEJO Y REALIZA LOS EJERCICIOS, LUEGO TOMA UNA CAPTURA DE PANTALLA Y ANEXA LA IMAGEN CON TUS RESPUESTAS, EJEMPLO:



*PUEDES REVISAR SI TUS RESPUESTAS SON CORRECTAS EN EL SIGUIENTE LINK:

<https://agendaweb.org/exercises/grammar/demonstratives/this-that-these-those>

EJERCICIOS # 2

2. VE AL LINK QUE TE DEJO Y REALIZA LOS EJERCICIOS, LUEGO TOMA UNA CAPTURA DE PANTALLA Y ANEXA LA IMAGEN CON TUS RESPUESTAS, EJEMPLO:


<https://agendaweb.org/exercises/grammar/demonstratives/this-that> (revisa tus respuestas aquí mismo)


Demonstratives - free grammar e x +


exercises/grammar/demonstratives/this-that


Demonstratives - exercises


Correct! Well done. More exercises
Your score is 100%.


This is a hamburger. 


That is a tomato. -----> 


These are bananas. 


Those are cherries. -----> 


That is a carrot. -----> 


This is an apple. 


Those are berries. -----> 

These are lemons. 

This is an orange. 

Those are plums. -----> 

That is a cake. -----> 

These are grapes. 

This website uses cookies to ensure you get the best experience on c

ACONTINUACIÓN, VEREMOS Y TRABAJAREMOS EN UNAS PÁGINAS DE LA ANTOLOGÍA DE INGLÉS 4:

How much is it?

1 **SNAPSHOT**



Sources: Based on information from Think Quest; Hewlett-Packard, *The Meaning of Color*

Which words have a positive meaning? Which have a negative meaning?
What meanings do these colors have for you?
What does your favorite color make you think of?

2 **CONVERSATION** *It's really pretty.*

A Listen and practice.

Salesclerk: Can I help you?
Customer: Yes, thank you. How much are these gloves?
Salesclerk: The gray ones? They're \$18.
Customer: Oh, that's not bad. Do they come in black?
Salesclerk: No, sorry, just gray.
Customer: OK. Um, how much is that scarf?
Salesclerk: Which one? The blue and orange one?
Customer: No, the yellow one.
Salesclerk: Let's see . . . It's \$24.95.
Customer: It's really pretty. I'll take it.

B Listen to the rest of the conversation. What else does the customer look at? Does she buy it?



3

GRAMMAR FOCUS

Demonstratives; one, ones



How much is **this** scarf?
this one?

that scarf?
that one?

How much are **these** gloves?
these?

those gloves?
those?

Which **one**?
The yellow **one**.

Which **ones**?
The gray **ones**.

saying prices

79¢ = seventy-nine cents
\$18 = eighteen dollars
\$24.95 = twenty-four ninety-five

It's \$24.95.

They're \$18.

1 Demonstratives; one, ones

- ▶ With singular nouns, use *this* for a thing that is nearby and *that* for a thing that is not nearby: How much is **this** cap here? How much is **that** cap over there?
- ▶ With plural nouns, use *these* for things that are nearby and *those* for things that are not nearby: How much are **these** earrings here? How much are **those** earrings over there?
- ▶ Use *one* to replace a singular noun: I like the red hat. → I like the red **one**. Use *ones* to replace plural nouns: I like the green bags. → I like the green **ones**.

Circle the correct words.

1. A: Excuse me. How much are **this** / **these** shoes?
B: **It's** / **They're** \$279.
A: And how much is **this** / **that** bag over there?
B: **It's** / **They're** only \$129.
A: And are the two gray **one** / **ones** \$129, too?
B: No. **That** / **Those** are only \$119.
A: Oh! **This** / **That** store is really expensive.
2. A: Can I help you?
B: Yes, please. I really like **these** / **those** jeans over there. How much **is it** / **are they**?
A: Which **one** / **ones**? Do you mean **this** / **these**?
B: No, the black **one** / **ones**.
A: Let me look. Oh, **it's** / **they're** \$35.99.
B: That's not bad. And how much **is this** / **that** sweater here?
A: **It's** / **They're** only \$9.99.

REALIZAR
ESTE
EJERCICIO

TEMA PRINCIPAL 2 : ADJETIVOS EN GRADO COMPARATIVO EN INGLÉS

¿Qué es un adjetivo comparativo en inglés?

¿Hay algún alimento que prefieras sobre otro?
Veamos cómo puedes expresar eso:

Para establecer una comparación entre una cosa y otra, usamos los *comparative adjectives*/ adjetivos comparativos. Estos se caracterizan por la terminación "*-er*" que le añades al adjetivo que estás usando. Por ejemplo:

Sweet (dulce) - *Sweeter*

- *The strawberry is sweeter than the orange.*
La fresa es más dulce que la naranja.

Sour (ácido) - *Sourer*

- *These candies are sourer than the others.*
Estos dulces son más ácidos que los otros.

Como puedes ver en los ejemplos, para hacer una frase comparativa, debes ubicar el conector *than* / que, después del adjetivo.

Observa a continuación, el modo en que se forma una oración que incluye un adjetivo comparativo:

Subject + Verb + Comparative Adjective + Than + Subject

He is faster than me.

(Él es más rápido que yo.)

POR FAVOR VE EL SIGUIENTE VIDEO:

Comparativos

1) Agregar ER

2) Monosílábica que termina en CVC DUPLICO ULT. CONSONANT

3) Termina en Y - se reemplaza por i y agregamos (ER)

4) Más de 2 sílabas Usar MORE

Comparativos Irregulares

#Pachos #ReglasDelComparativo #InglésFácil

4 Reglas básicas del COMPARATIVO en Inglés - Muy bien explicado

1.135.519 visualizaciones • 18 may. 2017

34.962 818 COMPARTIR GUARDAR

Recetas SUSCRIBIRSE

Acceder al sitio del anuncio

Siguiente

6 REGLAS DEL SUPERLATIVO EN INGLÉS 11:56

CRAZY COMPARATIVES LESSON 8:07

KOREAN U 10:56

Lección 20

<https://www.youtube.com/watch?v=9KliaLupHuA&t=9s>

EJERCICIOS # 1

1. VE AL LINK QUE TE DEJO Y REALIZA LOS EJERCICIOS, LUEGO TOMA UNA CAPTURA DE PANTALLA Y ANEXA LA IMAGEN CON TUS RESPUESTAS, EJEMPLO:
(revisa tus respuestas aquí mismo)

<https://www.superprof.es/apuntes/idiomas/ingles/gramatica-inglesa/adjectives/exercises-comparative-adjectives.html>

1 Difficult →

More difficult than

2 Cheap →

Cheaper than

3 Short →

Shorter than

4 Busy →

Busier than

5 Beautiful →

More beautiful than

6 Boring →

More boring than

7 Late →

Later than

8 Nice →

Nicer than

9 Enjoyable →

More enjoyable than

10 Heavy →

Heavier than

11 Big →

Bigger than

1 2 Old →

Older than

13 Interesting →

More interesting than

14 Bad →

Worse than

15 Far →

Further than

16 Serious →

More serious than

17 Thin →

Thinner than

18 Cold →

Colder than

19 Famous →

More famous than

20 Good →

Better than

EJERCICIOS # 2

1) Selecciona la respuesta correcta.

- a) Moscow is cold – colder – coldest than Madrid
- b) Cars are much expensive – cheaper – more expensive than bicycles
- c) Olympic athletes train so much – less – much more than other athletes.
- d) Non-smokers usually live much – more – longer than smokers.
- e) Cats are faster – fast – slower than mice.
- f) Skydiving is safer – more dangerous – dangerous than most sports.
- g) Fried food is healthier – greasier – saltier than salads.
- h) A good advice could be much useful – useful – more useful than money.

LINK DE LA PÁGINA PARA REVISAR TUS RESPUESTAS:

<https://www.estudiaringles.online/ejercicios-adjetivos-comparativos/>

A CONTINUACIÓN, VEREMOS Y TRABAJAREMOS EN UNAS PÁGINAS DE LA ANTOLOGÍA DE INGLÉS 4:

10 GRAMMAR FOCUS

Preferences; comparisons with adjectives

Which sweater do you **prefer**?

I **prefer** the blue one.

It's **nicer than** the green one.

Which one do you **like more**?

I **like** the blue one **more**.

It's **prettier than** the green one.

Which one do you **like better**?

I **like** the blue one **better**.

It's **more stylish than** the green one.

Spelling

cheap → cheaper

nice → nicer

pretty → prettier

big → bigger

2 Preferences; comparisons with adjectives (page 20)

- ▶ With adjectives of one or two syllables, add *-er* to form the comparative: cheap → cheaper; nice → nicer; pretty → prettier; big → bigger.
- ▶ With adjectives of three or more syllables, use *more* + adjective to form the comparative: expensive → more expensive.

A Write the comparatives of these adjectives.

- | | | | |
|---------------|------------------------------------|----------------|------------------------------|
| 1. attractive | <i>more attractive</i> | 5. interesting | More interesting |
| 2. boring | More boring | 6. reasonable | More reasonable |
| 3. exciting | More exciting | 7. sad | sadder |
| 4. friendly | More friendly | 8. warm | warmer |

B Answer the questions. Use the words in parentheses in your answer. Then write another sentence with the second word.

- Which pants do you prefer, the cotton ones or the wool ones? (wool / attractive)
 ..I prefer the wool ones. They're more attractive than the cotton ones.....
- Which ring do you like better, the gold one or the silver one? (silver / interesting)

- Which one do you prefer, the silk jacket or the wool jacket? (silk / pretty)

- Which ones do you like more, the black shoes or the purple ones? (purple / exciting)

RESPUESTAS DEL EJERCICIO A:

1. More attractive
2. More boring
3. More exciting
4. More friendly
5. More interesting
6. More reasonable
7. Sadder
8. warmer