



**Nombre de alumno: José David Hernández Santis**

**Nombre del profesor: Ana Laura culebro**

**Nombre del trabajo: *ACTIVITY # 2***

**Materia: ingles 4**

**PASIÓN POR EDUCAR**

**Grado: 4°**

**Grupo: A**

## TEMA PRINCIPAL 1: DEMONSTRATIVES

### This / that / these / those

#### 1. Los *demonstrative determiners*

Los ***demonstrative determiners*** se utilizan mayoritariamente para especificar o señalar a personas, animales o cosas en función de su proximidad o lejanía teniendo en cuenta la posición del hablante:

THIS	<i>Esto/e/a</i>
THAT	<i>Eso/e/a, aquel, aquello/a</i>
THESE	<i>Estos/as</i>
THOSE	<i>Esos/as, aquellos/as</i>

CONTINÚA LEYENDO LA EXPLICACIÓN DE LOS DEMONSTRATIVES EN EL SIGUIENTE LINK:


<https://www.lewolang.com/gramatica-inglesa/6/this-that-these-those>


## EJERCICIOS # 1


1. VE AL LINK QUE TE DEJO Y REALIZA LOS EJERCICIOS, LUEGO TOMA UNA CAPTURA DE PANTALLA Y ANEXA LA IMAGEN CON TUS RESPUESTAS, EJEMPLO:


### This / that / these / those


Wait a few seconds for questions to load or [Refresh](#)


car. 


bike. 


pencils. 


books. 


ball. 


shoes. 


mouse. 


snakes. 


birds. 


**This car.** 


**That bike.** 


**These pencils.** 


**Those books.** 


**That ball.** 


**These shoes.** 


**This mouse.** 

**Those snakes.** 

**These birds.** 

**That cat.** 

**Those apples.** 

**This banana.** 

This website uses cookies to ensure you get the best experience on our website. [learn more](#)

\*PUEDES REVISAR SI TUS RESPUESTAS SON CORRECTAS EN EL SIGUIENTE LINK:

<https://agendaweb.org/exercises/grammar/demonstratives/this-that-these-those>


## EJERCICIOS # 2


2. VE AL LINK QUE TE DEJO Y REALIZA LOS EJERCICIOS, LUEGO TOMA UNA CAPTURA DE PANTALLA Y ANEXA LA IMAGEN CON TUS RESPUESTAS, EJEMPLO:


<https://agendaweb.org/exercises/grammar/demonstratives/this-that> (revisa tus respuestas aquí mismo )


### Demonstratives - exercises


Wait a few seconds for questions to load or


is a hamburger. 


is a tomato. -----> 


are bananas. 

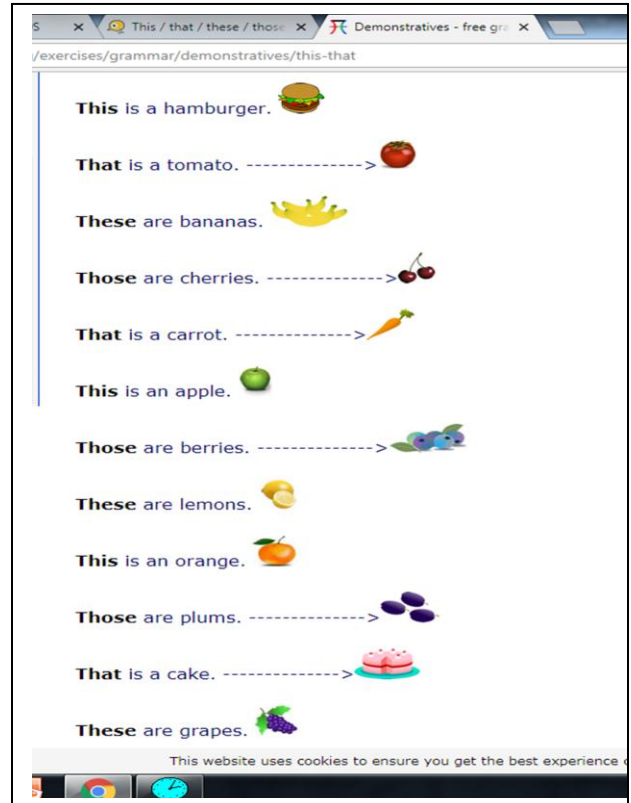
are cherries. -----> 

is a carrot. -----> 













is an apple. 

are berries. -----> 

are lemons. 



The screenshot shows the same exercise page as the previous image, but with the following answers filled in the input boxes:

- is a hamburger. 
- is a tomato. -----> 
- are bananas. 
- are cherries. -----> 
- is a carrot. -----> 
- is an apple. 
- are berries. -----> 
- are lemons. 
- is an orange. 
- are plums. -----> 
- is a cake. -----> 
- are grapes. 

At the bottom of the screenshot, there is a cookie notice: "This website uses cookies to ensure you get the best experience"

A CONTINUACIÓN, VEREMOS Y TRABAJAREMOS EN UNAS PÁGINAS DE LA ANTOLOGÍA DE INGLÉS 4:

## How much is it?

### 1 **SNAPSHOT**



Sources: Based on information from Think Quest; Hewlett-Packard, *The Meaning of Color*

Which words have a positive meaning? Which have a negative meaning?  
What meanings do these colors have for you?  
What does your favorite color make you think of?

### 2 **CONVERSATION** *It's really pretty.*

**A** Listen and practice.

Salesclerk: Can I help you?  
Customer: Yes, thank you. How much are these gloves?  
Salesclerk: The gray ones? They're \$18.  
Customer: Oh, that's not bad. Do they come in black?  
Salesclerk: No, sorry, just gray.  
Customer: OK. Um, how much is that scarf?  
Salesclerk: Which one? The blue and orange one?  
Customer: No, the yellow one.  
Salesclerk: Let's see ... It's \$24.95.  
Customer: It's really pretty. I'll take it.

**B** Listen to the rest of the conversation. What else does the customer look at? Does she buy it?



## 3

## GRAMMAR FOCUS

## Demonstratives; one, ones



How much is

**this** scarf?**that** scarf?Which **one**?**It's** \$24.95.**this one**?**that one**?The yellow **one**.

How much are

**these** gloves?**those** gloves?Which **ones**?**They're** \$18.**these**?**those**?The gray **ones**.

## saying prices

79¢ = seventy-nine cents  
 \$18 = eighteen dollars  
 \$24.95 = twenty-four ninety-five

## 1 Demonstratives; one, ones

- ▶ With singular nouns, use *this* for a thing that is nearby and *that* for a thing that is not nearby: How much is **this** cap here? How much is **that** cap over there?
- ▶ With plural nouns, use *these* for things that are nearby and *those* for things that are not nearby: How much are **these** earrings here? How much are **those** earrings over there?
- ▶ Use *one* to replace a singular noun: I like the red hat. → I like the red **one**. Use *ones* to replace plural nouns: I like the green bags. → I like the green **ones**.

Circle the correct words.

- A: Excuse me. How much are **this / these** shoes?  
 B: **It's / They're** \$279.  
 A: And how much is **this / that** bag over there?  
 B: **It's / They're** only \$129.  
 A: And are the two gray **one / ones** \$129, too?  
 B: No. **That / Those** are only \$119.  
 A: Oh! **This / That** store is really expensive.
- A: Can I help you?  
 B: Yes, please. I really like **these / those** jeans over there. How much **is it / are they**?  
 A: Which **one / ones**? Do you mean **this / these**?  
 B: No, the black **one / ones**.  
 A: Let me look. Oh, **it's / they're** \$35.99.  
 B: That's not bad. And how much is **this / that** sweater here?  
 A: **It's / They're** only \$9.99.

REALIZAR  
 ESTE  
 EJERCICIO

Respuestas

- |            |                |
|------------|----------------|
| 1- A THESE | 2- A           |
| B THEY ARE | B THESE, IS IT |
| A THAT     | A ONES, THIS   |
| B IT'S     | B ONES         |
| A ONES     | A IT'S         |
| B THOSE    | B THIS         |
| A THIS     | A IT'S         |

## TEMA PRINCIPAL 2 : ADJETIVOS EN GRADO COMPARATIVO EN INGLÉS

¿Qué es un adjetivo comparativo en inglés?

¿Hay algún alimento que prefieras sobre otro?

Veamos cómo puedes expresar eso:

Para establecer una comparación entre una cosa y otra, usamos los **comparative adjectives/ adjetivos comparativos**. Estos se caracterizan por la terminación "**-er**" que le añades al adjetivo que estás usando. Por ejemplo:

**Sweet** (dulce) - **Sweeter**

- ***The strawberry is sweeter than the orange.***  
La fresa es más dulce que la naranja.

**Sour** (ácido) - **Sourer**

- ***These candies are sourer than the others.***  
Estos dulces son más ácidos que los otros.

Como puedes ver en los ejemplos, para hacer una frase comparativa, debes ubicar el conector **than** / que, después del adjetivo.

Observa a continuación, el modo en que se forma una oración que incluye un adjetivo comparativo:

Subject + Verb + Comparative Adjective + Than + Subject

He is faster than me.

(Él es más rápido que yo.)

**POR FAVOR VE EL SIGUIENTE VIDEO:**

Comparativos

1) Agregar ER

2) Monosílábica que termina en CVC DUPLICAR ULT. CONSONANT

3) Termina en Y - se reemplaza por i y agregamos (ER)

4) Más de 2 sílabas Usar MORE

Comparativos Irregulares

#Pachos #ReglasDelComparativo #InglésFácil  
4 Reglas básicas del COMPARATIVO en Inglés - Muy bien explicado  
1.135.519 visualizaciones • 18 may. 2017

<https://www.youtube.com/watch?v=9KliaLupHuA&t=9s>



## EJERCICIOS # 1

1. VE AL LINK QUE TE DEJO Y REALIZA LOS EJERCICIOS, LUEGO TOMA UNA CAPTURA DE PANTALLA Y ANEXA LA IMAGEN CON TUS RESPUESTAS, EJEMPLO:  
(revisa tus respuestas aquí mismo )

<https://www.superprof.es/apuntes/idiomas/ingles/gramatica-inglesa/adjectives/exercises-comparative-adjectives.html>

Escribe la forma comparativa de superioridad añadiendo "*-er than*" o "*more* \_\_\_\_ *than*" a los siguientes adjetivos, según corresponda.

1 Difficult →

2 Cheap →

3 Short →

4 Busy →

5 Beautiful →


6 Boring →

7 Late →

8 Nice →


1 Difficult →

**MORE DIFFICULT THAN**

 Solucion  
More difficult than


2 Cheap →

**CHEAPER THAN**

 Solucion  
Cheaper than

3 Short →


**SHORTER THAN**

 Solucion  
Shorter than



4 Busy →

**BUSIER THAN**

 Solucion  
Busier than


5 Beautiful →

**MORE BEAUTIFUL THAN**

 Solucion  
More beautiful than

6 Boring →

**MORE BORING THAN**

 Solucion  
More boring than



7 Late →

**LATER THAN**

 Solucion  
Later than


8 Nice →

**NICER THAN**

 Solucion  
Nicer than

9 Enjoyable →

**MORE ENJOYABLE THAN**

 Solucion  
More enjoyable than




10 Heavy →

**HEAVIER THAN**

 Solucion  
Heavier than


11 Big →

**BIGGER THAN**

 Solucion  
Bigger than

1 2 Old →


**OLDER THAN**

 Solucion  
Older than / elder than




1 2 Old →

**OLDER THAN**

 **Solucion**  
Older than / elder than


13 Interesting →

**MORE INTERESTING THAN**

 **Solucion**  
More interesting than

14 Bad →


**worse THAN**

 **Solucion**  
Worse than




15 Far →

**further THAN**

 **Solucion**  
Further/farther than

16 Serious →

**MORE SERIOUS THAN**

 **Solucion**  
More serious than

17 Thin →

**THINNER THAN**

 **Solucion**  
Thinner than



18 Cold →

**COLDER THAN**

 Solucion

Colder than

19 Famous →

**MORE FAMOUS THAN**

 Solucion

More famous than

20 Good →

**BETTER THAN**

 Solucion

Better than

## EJERCICIOS # 2

1) Selecciona la respuesta correcta.

- a) Moscow is cold – **colder** – coldest than Madrid
- b) Cars are much expensive – cheaper – **more expensive** than bicycles
- c) Olympic athletes train so much – **less** – much more than other athletes.
- d) Non-smokers usually live much – more – longer than smokers.
- e) Cats are **faster** – fast – slower than mice.
- f) Skydiving is safer – **more dangerous** – dangerous than most sports.
- g) Fried food is healthier – **greasier** – saltier than salads.

h) A good advice could be much useful – useful – more useful than money.

LINK DE LA PÁGINA PARA REVISAR TUS RESPUESTAS:

<https://www.estudiaringles.online/ejercicios-adjetivos-comparativos/>

A CONTINUACIÓN, VEREMOS Y TRABAJAREMOS EN UNAS PÁGINAS DE LA ANTOLOGÍA DE INGLÉS 4:

## 10 GRAMMAR FOCUS

### Preferences; comparisons with adjectives

#### 2 Preferences; comparisons with adjectives (page 20)

- ▶ With adjectives of one or two syllables, add *-er* to form the comparative: cheap → cheaper; nice → nicer; pretty → prettier; big → bigger.
- ▶ With adjectives of three or more syllables, use *more* + adjective to form the comparative: expensive → more expensive.

**A** Write the comparatives of these adjectives.

- |               |                                    |                |       |
|---------------|------------------------------------|----------------|-------|
| 1. attractive | ..... <i>more attractive</i> ..... | 5. interesting | ..... |
| 2. boring     | .....                              | 6. reasonable  | ..... |
| 3. exciting   | .....                              | 7. sad         | ..... |
| 4. friendly   | .....                              | 8. warm        | ..... |

**B** Answer the questions. Use the words in parentheses in your answer. Then write another sentence with the second word.

1. Which pants do you prefer, the cotton ones or the wool ones? (wool / attractive)  
..... *I prefer the wool ones. They're more attractive than the cotton ones.* .....
2. Which ring do you like better, the gold one or the silver one? (silver / interesting)  
.....
3. Which one do you prefer, the silk jacket or the wool jacket? (silk / pretty)  
.....
4. Which ones do you like more, the black shoes or the purple ones? (purple / exciting)  
.....

RESPUESTAS DEL EJERCICIO A:

1. More attractive
2. More boring
3. More exciting
4. More friendly
5. More interesting
6. More reasonable
7. Sadder
8. warmer