



Nombre de alumno: DULCE MARIA ORTEGA GORDILLO

Nombre del profesor: ANA LAURA CULEBRO

Nombre del trabajo: ACTIVITY # 1

Materia: INGLES I

Grado: 1°

Grupo: "B"

Introduction – It's nice to meet you

GRAMMAR FOCUS

The verb be

I'm Jennifer Miller.	Are you Steven Carson?	I'm = I am
You're in my class.	Yes, I am.	You're = You are
She's in our class. (Jennifer is in our class.)	No, I'm not.	He's = He is
He's over there. (Steven is over there.)	How are you?	She's = She is
It's Miller. (My last name is Miller.)	I'm fine.	It's = It is

Complete the conversation with the correct words in parentheses. Then practice with a partner.

David: Hello, Jennifer. How are (is / are) you?
 Jennifer: I am (She's / I'm) fine, thanks.
It's (I'm / It's) sorry – what's your name again?
 David: He's (he's / It's) David – David Medina.
 Jennifer: That's right! David, this is (is / am) Sarah Conner.
She's (She's / He's) in our math class.
 David: Hi, Sarah. It's (I'm / It's) nice to meet you.
 Sarah: Hi, David. I think you are (you're / I'm) in my English class, too.
 David: Oh, right! Yes, I am (are / am).

2 The verb be

- In questions, the *be* verb comes before the noun or pronoun: Is he your teacher?
- Don't use contractions in short answers with Yes: Are you in my class? Yes, I am. (not: Yes, I'm.)

Complete the conversations. Use the words in the box.

am	I'm	it's	she's
are	I am	I'm not	you
			you're

- A: Excuse me. Are you Patty Wilson?
 B: No, I'm not over there.
 A: OK. Thanks.
- A: Hi. Are you Patty Wilson?
 C: Yes, I am.
 A: Oh, good. You are Sergio Baez. It's in my English class.
 C: Yes, I am. You are nice to meet you, Sergio.

Handwritten notes: *antes de sustantivo* (with arrows pointing to 'Is he' and 'I am') and *responder* (with an arrow pointing to 'I am').

My, your, his, her

What's your name?	My name is Taylor.	What's = What is
What's his name?	His name is Michael.	
What's her name?	Her name is Jennifer.	

Complete the conversations. Use my, your, his, or her.



1. A: Hello. What's your name?
 B: Hi. My name is Antonio.
 What's your name?
 A: My name is Nicole.



2. A: What's your name?
 B: My name is Michael.
 A: And what's his name?
 B: His name is Jennifer.



Use **his** with males and **her** with females. **His** name is David. (**her**: Her name is David.) **Her** name is Maria. (**his**: His name is Maria.)



Complete the conversations with my, your, his, or her.

1. A: Hello. My name is Carlos.
 B: Hi, Carlos. What's his last name?
 A: It's Gonzales.
 B: How do you spell your last name? Is it G-O-N-Z-A-L-E-Z?
 A: No, it's G-O-N-Z-A-L-E-S. And what's his name?
 B: My name is Bill Powers. Nice to meet you.

2. A: What's Ms. Robinson's first name?
 B: Her first name is Katherine. My nickname is Katie.
 A: I'm sorry. What's your first name again?
 B: It's Katherine. And what's Mr. Weber's first name?
 A: His first name is Peter.
 B: That's right. And my nickname is Pete.

GRAMMAR FOCUS

This is a clock.  **What's this?**
It's an earring.  **It's - It is**
They're - They are

These are clocks.  **What are these?**
They're earrings.  **They're - They are**

Complete these conversations. Then practice with a partner.



1. A: What are these?
 B: They're keys.



2. A: What is this?
 B: It's a map.



3. A: What are these?
 B: They are bags.



4. A: What is this?
 B: It's a clock.



5. A: What is this?
 B: They are umbrellas.



6. A: What is this?
 B: It's a pair of sunglasses.



It's that right And ... Psy ... nickname is Pete.

Complete the questions with this or these. Then answer the questions.



1. A: What's this?
B: It's a camera.

2. A: What's this?
B: It's watch.

3. A: What are these?
B: They are earrings.



4. A: What are these?
B: They are markers.

5. A: What are these?
B: They are sunglasses.

6. A: What's this?
B: It's credential.