

**Nombre de alumno: Arlette Guadalupe  
Suarez Gordillo**

**Nombre del profesor: Ana Laura Culebro  
Torres**

**Nombre del trabajo: ACTIVITY # 1**

**Materia: Ingles**

**Grado: 1**

**Grupo: "A"**

# Introduction – It's nice to meet you

## GRAMMAR FOCUS

<b>I'm</b> Jennifer Miller.	<b>Are you</b> Steven Carson?	<b>I'm</b> = I am
<b>You're</b> in my class.	Yes, <b>I am</b> .	<b>You're</b> = You are
<b>She's</b> in our class. ( <b>Jennifer is</b> in our class.)	No, <b>I'm not</b> .	<b>He's</b> = He is
<b>He's</b> over there. ( <b>Steven is</b> over there.)	How <b>are you</b> ?	<b>She's</b> = She is
<b>It's</b> Miller. ( <b>My last name is</b> Miller.)	<b>I'm</b> fine.	<b>It's</b> = It is

A Complete the conversation with the correct words in parentheses. Then practice with a partner.

David: Hello, Jennifer. How is (is / are) you?  
 Jennifer: I'm (She's / I'm) fine, thanks.  
I am (I'm / It's) sorry – what's your name again?  
 David: It's (He's / It's) David – David Medina.  
 Jennifer: That's right! David, this is (is / am) Sarah Conner.  
She's (She's / He's) in our math class.  
 David: Hi, Sarah. It's (I'm / It's) nice to meet you.  
 Sarah: Hi, David. I think you're (you're / I'm) in my English class, too.  
 David: Oh, right! Yes, I am (are / am).

## 2 The verb be

- ▶ In questions, the *be* verb comes before the noun or pronoun: **Is he** your teacher?
- ▶ Don't use contractions in short answers with Yes: Are you in my class? Yes, **I am**. (NOT: Yes, ~~I'm~~.)

Complete the conversations. Use the words in the box.

am	I'm	it's	she's
✓ are	I am	I'm not	you
			you're

- A: Excuse me. Are you Patty Wilson?  
 B: No, I'm not. She's over there.  
 A: OK. Thanks.
- A: Hi. Are you Patty Wilson?  
 C: Yes, I am.  
 A: Oh, good. I'm Sergio Baez. you're in my English class.  
 C: Yes, I am. It's nice to meet you, Sergio.

What's <b>your</b> name?	<b>My</b> name is Taylor.	What's = What is
What's <b>his</b> name?	<b>His</b> name is Michael.	
What's <b>her</b> name?	<b>Her</b> name is Jennifer.	

A Complete the conversations. Use *my, your, his, or her*.



1. A: Hello. What's your name?  
 B: Hi. My name is Antonio.  
 What's your name?  
 A: My name is Nicole.

2. A: What's his name?  
 B: His name is Michael.  
 A: And what's her name?  
 B: Her name is Jennifer.

### 1 My, your, his, her

► Use *his* with males and *her* with females: **His** name is David. (NOT: Her name is David.) **Her** name is Maria. (NOT: His name is Maria.)

Complete the conversations with *my, your, his, or her*.

1. A: Hello. Ms name is Carlos.  
 B: Hi, Carlos. What's your last name?  
 A: It's Gonzales.  
 B: How do you spell your last name? Is it G-O-N-Z-A-L-E-Z?  
 A: No, it's G-O-N-Z-A-L-E-S. And what's your name?  
 B: my name is Bill Powers. Nice to meet you.


2. A: What's Ms. Robinson's first name?  
 B: Her first name is Katherine. her nickname is Katie.  
 A: I'm sorry. What's her first name again?  
 B: It's Katherine. And what's Mr. Weber's first name?  
 A: His first name is Peter.  
 B: That's right. And his nickname is Pete.

# TEMA PRINCIPAL: ARTICLES (A/ AN) Y DEMONSTRATIVES (THAT, THIS, THOSE, THESE) (HACER LOS EJERCICIOS QUE TIENEN FLECHAS ROJAS)

## ARTICLES Classroom objects

Listen. Complete these sentences with *a* or *an*.


articles  
**an** + vowel sound  
**a** + consonant sound




1. This is a book.



2. This is an eraser.




3. This is an English book.



4. This is a marker.



5. This is a notebook.




6. This is a clock.

## GRAMMAR FOCUS

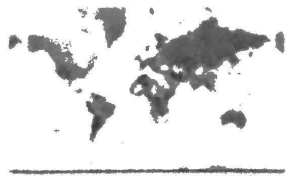
**Articles: a / an / the / this / that / these / those**

 <b>This is a clock.</b>	 <b>What's this?</b> <b>It's an earring.</b>	<b>It's = It is</b> <b>They're = They are</b>
 <b>These are clocks</b>	 <b>What are these?</b> <b>They're earrings.</b>	


Complete these conversations. Then practice with a partner.



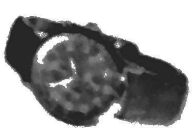
1. A: What are these... ?  
 B: They're keys.



2. A: What is this... ?  
 B: this is a map.



3. A: What are these... ?  
 B: They're bags.



4. A: What is this... ?  
 B: This is a watch.

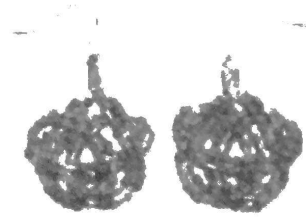




5. A: What is this... ?  
 B: this is an umbrella.





6. A: What are these... ?  
 B: ~~So~~ these are sunglasses.

Complete the questions with this or these. Then answer the questions.



1. A: What's this ?  
B: It's a camera.
2. A: What's this ?  
B: this is a clock.
3. A: What are these ?  
B: these are earrings.



4. A: What are these ?  
B: these are markers.
5. A: What are these ?  
B: these are sunglasses.
6. A: What's this ?  
B: this an identification.

Complete the conversation. Use the words in the box.

<input type="checkbox"/> a	<input type="checkbox"/> 's	<input type="checkbox"/> this	<input type="checkbox"/> they	<input type="checkbox"/> you
<input type="checkbox"/> an	<input checked="" type="checkbox"/> it's	<input type="checkbox"/> these	<input type="checkbox"/> they're	<input type="checkbox"/> you're

Dana: Wow! What's this?

Chris: it's a purse.

Dana: Oh, cool. Thank you, Chris.

Chris: you're welcome.

Eva: Now open this box.

Dana: OK. What 's this?

Eva: It's a scarf.

Dana: Oh, thank you, Eva. And what are these ?

Eva: they 're earrings.

Dana: Thanks! they're great!

Amy: Open this, too!

Dana: Oh, it's an umbrella. Thanks, Amy!

