



PASIÓN POR EDUCAR

# ENGLISH HANDBOOK

## Basic English - Level 1

Dear Teacher and Student,

It is a great pleasure for me to provide you with this valuable English handbook, which was created to organize your work in order to be more efficient and successful in the classroom. Language is our primary source of communication. It is the system through which we share our ideas and thoughts with others. There are thousands of languages in the world.

Learning English opens the doors to the world and your future.



Countries have their own national languages in addition to a variety of local languages spoken and understood by their people in different regions. However, English is undoubtedly one of the most spoken ones. There are several factors that make the English language essential to communication in our current time. First of all, it is the most common foreign language. This means that two people who come from different countries (for example, a Mexican and a German) use English as a common language to communicate.

That is why everyone needs to learn English in order to get in touch on an international level. Speaking English will help you communicate with people from countries all over the world, not just English-speaking ones. English is also essential to the field of education.

In fact, in many countries students are taught and encouraged to learn English as a second language as most of the research and studies are written in English. In the same way, at a University level, students study almost all their subjects in English in order to make the material more accessible to international students. What is more, with good understanding and communication in English, you can travel around the world.

As a result, UDS must motivate and encourage students to learn English. Our success lies in the quality and expertise of our teachers. Teachers need to be passionate about their work and to have excellent subject knowledge. It is teaching quality together with student's effort that will determine the future adult's success in life.

I do really hope you will enjoy this handbook and thanks for being part of this successful team!

Sincerely,

A handwritten signature in black ink, appearing to read 'Victor', with a stylized flourish underneath.

Víctor Manuel Albores Alcázar  
UDS Owner

## **TABLE OF CONTENTS**

TOPIC 1: Nice to Meet you .....	p. 1
TOPIC 2: What is your name? .....	p. 3
TOPIC 3: Where are you from? .....	p. 6
TOPIC 4: What is your job? .....	p. 8
TOPIC 5: Where are they? .....	p. 10
TOPIC 6: What`s in your bag? .....	p. 11
TOPIC 7: Personal Information .....	p. 13
TOPIC 8: How old is she? .....	p. 16
TOPIC 9: Family .....	p. 18
TOPIC 10: Describe your relatives .....	p. 22
Grammar Booster .....	p. 24
Irregular Verbs .....	p. 31



## LISTENING

### Hello!

a) <sup>1.1</sup> Look at the photo. Read and listen to conversation 1.

b) Fill in the gaps with I, my, you or your.

Sue: Hello, my name's Sue.

What's your name?

Mario: Hello, I'm Mario.

Sue: Nice to meet you.

Mario: you, too.

c) Practice conversation 1 with four students. Use your name.

## LISTENING

d) <sup>1.2</sup> Read and listen to conversation 2.

e) Fill in the gaps with I, my, you or your.

Adam: Hi, Meg.

Meg: Hi, Adam. How are you    ?

Adam: I'm fine, thanks.

And you?

Meg: I'm OK, Thanks.

f) Practice conversation 2 with four students. Use your name.

## LISTENING

### Introducing people

g) <sup>1.3</sup> Read and listen to conversation 3.


h) Practice conversation 3. Use your names.

## LISTENING

### Goodbye!

i) <sup>1.4</sup> Read and listen to conversation 4.

j) Practice conversation 4. Use your names.



1 STEFAN: Hello, I'm Stefan.  
What's your name?

EMEL: Hello, my name's Emel.

STEFAN: Nice to meet you.

EMEL: You, too.

2 TIM: Hi, Anita.

ANITA: Hi, Tim. How are you?

TIM: I'm fine, thanks. And you?

ANITA: I'm OK, thanks.



3 NINA: Polly, this is David.

POLLY: Hello, David. Nice to meet you.

DAVID: You, too.

4 LUCY: Goodbye, Miki.

MIKI: Bye, Lucy. See you soon.

LUCY: Yes, see you.

Good morning 12:00  
Good afternoon 12:00 - 6:00 p.m.  
Good evening 6:00 p.m. →






## LISTENING

k)  Listen and number the words. 1.5

- Goodbye. 2
- Bye. 1
- Goodnight. 3
- See you. 4
- See you on Saturday. 6
- See you tomorrow. 5



## LISTENING

o)  Listen to three conversations. 1.8  
Write the phone numbers.

\_\_\_\_\_ 07954544768

\_\_\_\_\_ 02076223479 \_\_\_\_\_

## LISTENING

### Numbers 0-12

l)  Listen and repeat. 1.6


- |         |           |
|---------|-----------|
| 0 zero  | 7 seven   |
| 1 one   | 8 eight   |
| 2 two   | 9 nine    |
| 3 three | 10 ten    |
| 4 four  | 11 eleven |
| 5 five  | 12 twelve |
| 6 six   |           |

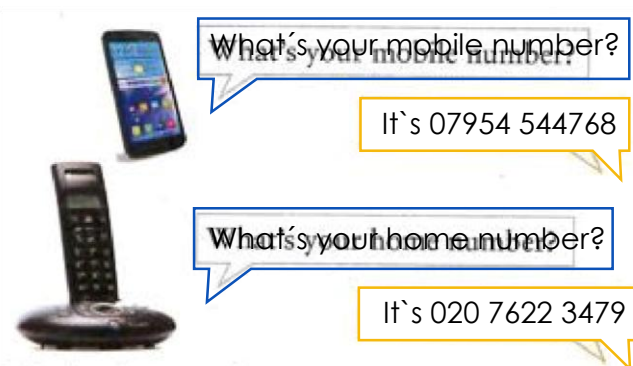
m) Write the next number in words.

- Two, four, six, \_\_\_seven\_\_\_\_\_.
- Four, \_\_\_five\_\_\_\_\_, twelve, sixteen.
- One, \_\_\_two\_\_\_\_\_, three, four, five.
- Twelve, \_\_\_thirteen\_\_\_\_\_, ten, nine, \_\_\_eleven\_\_\_\_\_.
- Six, \_\_\_seven\_\_\_\_\_, eighteen, twenty-four.

## LISTENING Phone

### numbers

n)  1.7 Read and listen to these questions and answers. Listen again and practice.



p) Work in pairs. Compare answers.

**WHAT IS YOUR NAME?**

## LISTENING

### The alphabet

a)  Listen and say the alphabet. 1.9

Aa Bb Cc Dd Ee Ff Gg

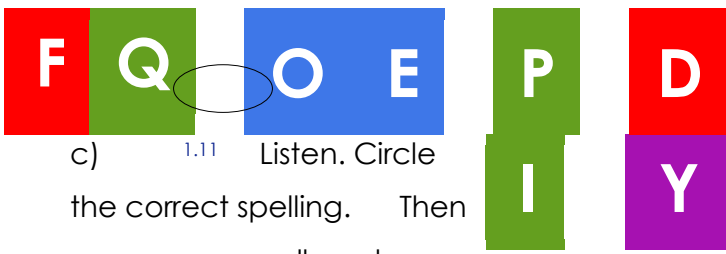
Hh Ii Jj Kk Ll Mm Nn

Oo Pp Qq Rr Ss Tt Uu

Vv Ww Xx Yy Zz.

#### \* Pronunciation

(zed) BrE=/z  
dz/  
(zi)  
AmE=/zi:z/



c) <sup>1.11</sup> Listen. Circle the correct spelling. Then



spell each name aloud.

**LISTENING**



d) Read 10 letters aloud to

b) <sup>1.10</sup> Listen. Circle the letter you hear.

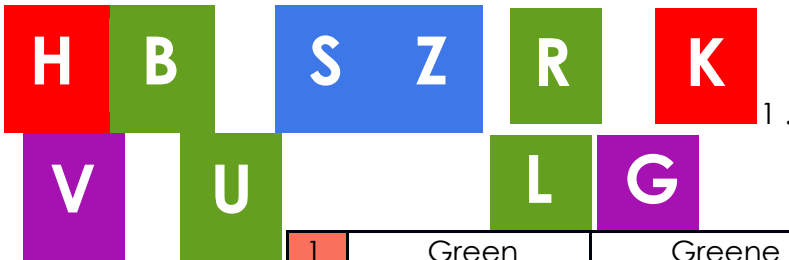
- 1 [A] [K]      4 [U] [O]      7 [F] [X]      10 [J] [G]      13 [D] [G]
- 2 [B] [E]      5 [B] [Z]      8 [X] [S]      11 [L] [N]      14 [H] [K]
- 3 [M] [N]      6 [T] [C]      9 [Z] [V]      12 [K] [J]      15 [P] [E]

your partner. Point to the letters you hear.



**LISTENING**

e) <sup>1.12</sup> Listen to the conversations. Write the names.



1	Green	Greene	Grin
2	Leigh	Lee	Li
3		Katharine Katherine Catharine	

- \_\_\_\_\_
- 2. \_\_\_\_\_
- 3. \_\_\_\_\_

**GRAMMAR**

**Proper nouns**

The names of people and places are proper nouns. Use a capital letter to begin a proper noun. Example: Melanie Pepper, New Delhi, Nicaragua.

Capital letters:  
ABC  
Lowercase letters:  
abc

## Common nouns

Other nouns are common nouns. Use a lowercase letter to begin a common noun. Example: morning, doctor, student.

f) Circle the proper nouns. Underline the common nouns.

1. Mary Chase                      3. name                      5. partners  
2. letter                              4. France                      6. alphabet

g) Check  the common nouns. Capitalize the proper nouns.

- <sup>M</sup> 1. marie 3. sarah                       browne 5 . canada   
                      2. partner 4.                       teacher 6 . noun


## What is your first name?

h) Look at the photo. Match the teacher's questions 1-3 to the student's answers a-c.

1. What is your first name, please?
2. What is your last name?
3. How do you spell that?

- a. Ortega.
- b. O-r-t-e-g-a
- c. It is Pablo.

## LISTENING

- i)  Listen and check your answers.  
j) Choose a or b.

1. A: Hi, Erin.  
B: \_\_\_\_\_

- a. Hello.  
b. What's your name?





3. A: What's your name?

B: \_\_\_\_\_

a. Cooper  
b. C-O-O-P-E-R

a. Lily.  
b. Nice to meet you.

4. A: My name is Dylan Adams.

B: \_\_\_\_\_

a. I don't understand.  
b. I'm Kyle Williams.

5. A: Hello. I'm Paul

B: \_\_\_\_\_

a. Nice to meet you.  
b. Nice to meet you,  
too.

6. A: What's your name?

B: \_\_\_\_\_

a. Rose.  
b. R-O-S-E.

## GRAMMAR

### Verb to be (singular)

#### AFFIRMATIVE (+)

2. A: How do you spell your last name?

B: \_\_\_\_\_

I'm (= I am)	I'm British.	you're (= you are)
You're a student.	he's (=he is)	
He's German.	she's (= she is)	
She's Brazilian.	it's(= it is)	It's American.

#### NEGATIVE (-)

I'm not (= I am not)	I'm not American.	you aren't (= are not)
You aren't a teacher.	he isn't (= is not)	He isn't from Berlin.
she isn't (= is not)	She isn't Australian.	it isn't (= is not)
It isn't a Mercedes.		

We use it for a thing (a car, a book, etc.)  
Example: a German car, an English book.

TIPS: We can also say "you're not", "he's not".  
and "it's not". Example: you're not a teacher.

YES/NO QUESTIONS (?)	SHORT ANSWER
Am I in this class?	Yes, you are. No, you aren't.
Are you from Russia?	Yes, I am. No, I'm not.
Is he a doctor?	Yes, he is. No, he isn't.
Is she Italian?	Yes, she is. No, she isn't.
Is it Japanese?	Yes, it is. No, it isn't.

TIPS: We can also say: "No, you're not". "No, he's not".  
"No, she's not" and "No, it's not".

We can't say "~~Yes, you're~~", "~~Yes, I'm~~", "~~Yes, he's~~".

# WHERE ARE YOU FROM?

## Countries

a) Look at the map. Match these countries to 1-12.

Italy  Brazil  Russia  the USA  Germany  Egypt  Australia  Mexico  Turkey  the UK  China  Spain



b) Work in pairs. Look again at the map. Say a number. Your partner says the country. Example:

What's number 2? Mexico

## LISTENING

### Countries and nationalities

c) Listen.

I'm from Italy	I'm Italian
Italy	Italian
Brazil	Brazilian
Russia	Russian
the US	American
Germany	German
Egypt	Egyptian
Australia	Australian
Mexico	Mexican
Turkey	Turkish
the UK	British
Spain	Spanish
China	Chinese
Japan	Japanese
France	French
Colombia	Colombian

## LISTENING

d) Look at the photo of Stefan and Emel. Listen to the conversation and fill in the gaps.



EMEL: Where are you from?  
 STEFAN: I'm from \_\_\_\_\_. And you?  
 EMEL: I'm from \_\_\_\_\_.

e) Complete the chart.

Question	Short answer	Negative
_____ you English?	No, I _____.	I _____ English.
_____ they from Spain?	Yes, they _____.	_____
_____ she Portuguese?	No, she _____.	She _____ Portuguese.
_____ he on business?	Yes, he _____.	_____

### SPEAKING

**Where are you from?**

g) Ask other students.

Where are you from?

I'm Italian. I'm from Venice.

In pairs, ask about the people and things in the pictures.

Where is it from?

It is from Ireland.

Where are they from?

They are from...

I don't know.



### LISTENING

h) Listen and number the picture 1-4.



### LISTENING

i) Listen again and complete the dialogues.

1. A: Are you \_\_\_\_\_?  
B: No, I'm \_\_\_\_\_. I'm from Edinburgh.

2. A: Where are you from?  
B: We're from \_\_\_\_\_.  
A: Are you on holiday?  
B: No, we aren't. We're on business.

3. A: Where's she from? Is she \_\_\_\_\_?  
B: No, she isn't. She's \_\_\_\_\_. She's from Buenos Aires.

4. A: Mmm, delicious. Is it \_\_\_\_\_?  
B: No, it isn't. It's \_\_\_\_\_.

f) In pairs, do the quiz.

## The World Quiz

# Hello Cześć!

Where are these cities?

a Kraków \_\_\_\_\_

b Glasgow \_\_\_\_\_ **!Holaj**

c Boston \_\_\_\_\_

d Shanghai \_\_\_\_\_

e Bangkok \_\_\_\_\_ **Bom dia!**



# WHAT IS YOUR JOB?

## LISTENING

### Jobs

a) <sup>1.17</sup> Work in pairs. Match these jobs to pictures a-i. a manager a doctor a teacher a sales assistant an actor / an actress

a writer / a waitress     a taxi driver     a musician     a police officer   

## LISTENING

b) <sup>1.18</sup> Look at the photo of Tina and Matt. Listen and match these names to photos 1-4 on Tina's computer.

<input type="checkbox"/>	<input type="checkbox"/>	<input type="checkbox"/>	<input type="checkbox"/>
Sofia	Marco	Emma	Gary

## LISTENING

c) <sup>1.18</sup> Listen again. Complete the table.

	Gary	Marco	Emma
country	Australia		
job			

a doctor

d) Look again at the table. Tick ( ) the correct answers.

- Is Gary a musician? a. Yes, he is. b. No, he isn't.
- Is Marco from Mexico? a. Yes, he is. b. No, he isn't.
- Is Emma an actress? a. Yes, she is. b. No, she isn't.
- Is Sofia Italian? a. Yes, she is. b. No, she isn't.
- Are you from Russia? a. Yes, I am. b. No, I'm not.

6. Is your watch Japanese?

a. Yes, it is. b. No, it isn't.



## GRAMMAR

### Indefinite article "a"

We use "a" with nouns that begin with a consonant sound. Example: a trumpet.

### Indefinite article "an"

We use "an" with nouns that begin with a vowel sound. Example: an animal.

e) Write the article "a" or "an" for each occupation.

- |                       |                         |                          |
|-----------------------|-------------------------|--------------------------|
| 1. I`m ___ architect. | 3. He`s not ___ banker. | 5 . She is ___ singer.   |
| 2. She`s ___ student. | 4. He is ___ musician.  | 6 . I`m not ___ athlete. |



f) Read the names and occupations. Write affirmative and negative statements.



1. Orlando Bloom is an actor. He`s not a singer  
 2. Luis Miguel \_\_\_\_\_  
 3. Joo Yeon Sir \_\_\_\_\_  
 4. Marta \_\_\_\_\_

g) Read about Casey Affleck.



h) Now answer the questions. Tick  the boxes.

1. What are Casey Affleck`s occupations?

- artist  photographer  director  chef  banker  teacher  singer  
  scientist   fotographer  musician  manager  
 actor  singer  writer  writer  pilot  actor  flight attendant

i) Circle the occupation that is not spelt correctly.

2. In the movie *I`m Still Here*, Casy Affleck is the: Now write the words correctly.  singer

actor  director \_\_\_\_\_

**WHERE ARE THEY?**

**GRAMMAR**

**Verb to be (plural)**

AFFIRMATIVE (+)

we`re (= we are) We`re in a small hotel.

NEGATIVE (-)

we aren`t (= are not) We aren`t in the hotel now.

--	--

you`re (= you are) You`re from the UK.      you aren`t (= are not)      You aren`t from Turkey. they`re  
 (= they are)      They`re very big.      they aren`t (= are not)      They aren`t very expensive.

YES/NO QUESTIONS (?)	SHORT ANSWER
	Yes, you are.
Are we in room 216?	No, you aren`t.
Are you in London?	Yes, we are.
	No, we aren`t.
Are they in a big hotel?	Yes, they are.
	No, they aren`t.

## LISTENING

a)  Listen and write the contractions: I`m, we`re, aren`t, etc.


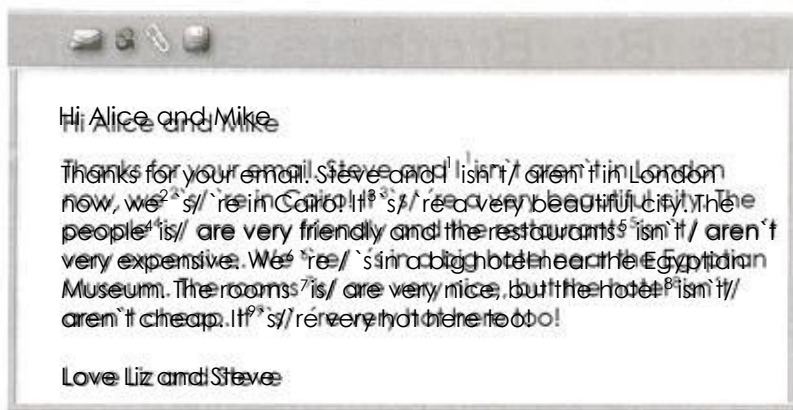
1. We aren`t from Italy, \_\_\_\_\_ from Spain.
2. \_\_\_\_\_ a new hotel, but it \_\_\_\_\_ very nice.
3. \_\_\_\_\_ a doctor and he \_\_\_\_\_ married.
4. You \_\_\_\_\_ Australian, \_\_\_\_\_ American.
5. \_\_\_\_\_ a manager and \_\_\_\_\_ a musician.
6. \_\_\_\_\_ actors, but they \_\_\_\_\_ very good.

b) Complete each statement with a singular or plural form of "be".

1. I \_\_\_\_\_ a writer.
2. She \_\_\_\_\_ not a pilot.
3. We \_\_\_\_\_ doctors.
4. They \_\_\_\_\_ not scientists.
5. We \_\_\_\_\_ managers.
6. He \_\_\_\_\_ a singer.

## READING

c) Read the email. Where are Liz and Steve? Choose the correct words.



## WHAT`S IN YOUR BAG?

## GRAMMAR

### Plurals



SINGULAR



PLURAL

a chair a table

a thing a boy a

watch a sandwich a

diary a baby

a man a woman

a person

things boys

+ -es watches

sandwiches y — -ies

diaries babies

**irregular**

men women

people

+ -s a) Circle the correct word.

chairs tables



1. I am (an artist / artists / artist ).

2. We are (a flight attendant / flight attendants / flight attendant).

3. She is (banker / a banker / bankers ).

4. They are (a writer / writers / writer ).

5 He is (a teacher / man / surgeon ).


TIP: We also add **-es** to words ending in -s, -ss, -sh, -x and -z: bus→buses, class→classes, etc.

### LISTENING

b) Listen to three people in London. Tick (✓) the things in their bags.



- A**
- books ✓
  - a dictionary
  - a computer
  - a notebook
  - pens
  - pencils
  - a mobile
  - a sandwich



- B**
- a mobile
  - photos
  - a diary
  - a pen
  - books
  - an umbrella
  - an apple
  - sandwiches



- C**
- a camera
  - a mobile
  - books
  - a watch
  - a notebook
  - pens
  - a pencil
  - an umbrella

### SPEAKING

c) Now practice! Work in groups. Say what's in your bag, use there is / there are. See below.

### GRAMMAR

There is / there are



POSITIVE (+)

There`s a big new shopping centre.

SINGULAR There`s an airport in Bristol.

PLURAL There are five theatres.  
There are a lot of old buildings.

NEGATIVE (-)

There isn`t a station near here.

There aren`t any good restaurants near here.

**Classroom objects**

d) Match the classroom objects to their names.

			1. book	
			2. pencil	
			3. bag	
			4. pen	
			5. glue	
			6. door	
			7. paper	
			8. desk	
			9. ruler	
			10. eraser	
			11. paint	
			12. marker	
			13. crayon	
			14. scissors	
			15. globe	
			16. window	
			17. stapler	
			18. notebook	
			19. corrector	
			20. compasses	
			21. calculator	
			22. blackboard	
			23. whiteboard	
			24. basket	
			25. calendar	
			26. push pin	
			27. pencil case	
			28. pencil sharpener	
			29. bulletin board	
			30. paper clip	

**SPEAKING**

e) Practice in pairs.

A: What is this?  
B: It is a pencil.

A: Is this a notebook?  
B: Yes, it is.

A: Is this a desk?

B: No, it isn't. It's a marker.

## PERSONAL INFORMATION




## LISTENING


a)  Look at the photo. Karen wants to join The City Gym. Listen to her conversation with Peter. Tick (✓) the questions when you hear them.

1. What's your first name, please?
2. What's your surname?
3. What's your nationality?
4. What's your address?
5. What's your mobile number?
6. What's your mail address?



b)  Listen again and complete form A.

**A**

**The City Gym** 

**New Member Form**

first name Karen

surname \_\_\_\_\_

nationality \_\_\_\_\_

address \_\_\_\_\_ Road

\_\_\_\_\_ Liverpool

mobile number \_\_\_\_\_

email address \_\_\_\_\_

The City Gym, 12 Morton Street, Liverpool L8 3RF


c) Work in pairs. Interview your partner and fill in form B.

### Email addresses

- |   |            |
|---|------------|
| . | dot        |
| @ | at         |
| - | hyphen     |
| _ | underscore |



**B**

**The City Gym** 

**New Member Form**  
**New Member Form**

first name Karen

surname \_\_\_\_\_

nationality \_\_\_\_\_

address \_\_\_\_\_ Road

\_\_\_\_\_ Liverpool

mobile number \_\_\_\_\_

email address \_\_\_\_\_

The City Gym, 12 Morton Street, Liverpool L8 3RF

## GRAMMAR

### Subject pronouns and possessive adjectives subject pronouns

I	you	he	she	it	we	you	they				
possessive adjectives				my	your	his	her	its	our	your	their

We use the subject pronouns with verbs. Examples: you listen, they read, etc. We use the possessive adjectives with nouns: my sister, your family, their cat, etc.

Example: I`m Mary and this is Sid, my husband.

Example: Her husband`s name is Nick and he`s a doctor.

Example: These are their two children - our grandchildren.

Example: It`s a very nice photo, I think.

### Possessive`s

- We use a name (Nick, etc.) or a noun for a person (sister, etc.) + `s for the possessive. Example: Fiona is Nick`s wife. It`s my sister`s car.

- We can also use `s with other nouns for people.

Example: it`s my teacher`s car. It`s his friend`s camera., etc.

- For plural nouns, we write s`.

Example: he`s my friends`son.

TIPS: `s can mean "is" or the possessive.

Example: Anne`s my sister. (`s = is); Kevin is Nick`s son. (`s = possessive).

d) Complete the questions.



1 A: What`s his address?  
B: 11 Main Street



2 A: \_\_\_\_\_ phone number?  
B: 22-63-140



3 A: \_\_\_\_\_ address?  
B: 18 Bank Street.



4 A: \_\_\_\_\_ phone number?  
B: 878-456-0055.



5 A: \_\_\_\_\_ e-mail address?  
B: It`s gast@mp.net.



6 A: \_\_\_\_\_ phone number?  
B: 44-78-35.

e) Complete the sentences with a possessive adjective.

Example: My name's Stephen.

1. Angela, please turn off \_\_\_\_\_ mobile phone.
2. The students are from Italy. \_\_\_\_\_ names are Susanna and Carlo.
3. London is famous for \_\_\_\_\_ red buses.
4. She's French, but \_\_\_\_\_ mother is English.
5. We're in Class 3. \_\_\_\_\_ teacher is Bob.
6. \_\_\_\_\_ name is Ian. He's from Scotland.
7. I'm Mike. \_\_\_\_\_ family are from Dublin.

f) Write the questions.

Example: you how are ? How are you?

1. his what's name ? \_\_\_\_\_
2. German mother is her ? \_\_\_\_\_
3. from your are where parents ? \_\_\_\_\_
4. surname Simpson is your ? \_\_\_\_\_
5. spell do how your name you ? \_\_\_\_\_

## VOCABULARY

### Relationships

2. Is Mrs. Cory (you / your) teacher.

g) Study the vocabulary.



1 a classmate



2 a friend



3 a neighbor



4 a boss



5 a colleague

h) Circle the correct word or words to complete each sentence.

1. Mr. Thomas is ( my / I ) boss.
3. Is ( she / her ) Dr. Kim?
4. Are ( they / their ) Connie and Sam?
5. Are ( your / you ) Barry's friend?
6. He's ( my / I ) colleague.
7. Mr. Benson is ( Alec / Alec's ) neighbor.
8. Jake is ( Ms. Rose / Ms. Rose's ) student.
9. ( He's / His ) an architect.
- 10 ( Kyle / Kyle's ) and Ray's classmate is Gail.

## SPEAKING

i) Tell a classmate about at least three of your relationships. Use the vocabulary.

# HOW OLD IS SHE?

## LISTENING

a)  Listen and repeat.

13 thirteen	17 seventeen
14 fourteen	18 eighteen
15 fifteen	19 nineteen
16 sixteen	20 twenty

b) Match these words to the numbers.

<del>thirty</del>	ninety	seventy	forty
eighth	fifty	a hundred	sixty

_____	_____	_____	30	thirty	60	90
_____	70	_____	100	_____		
_____	80	_____				

40  
50

## LISTENING

c)  Listen to the numbers with -teen and -ty.


fourteen   forty   sixteen   sixty   eighteen   eighty.

d) Write the numbers

_____	_____	_____	21	twenty- one	24	27
_____	25	_____	28	_____		
_____	26	_____	29	_____		

22  
23

## LISTENING

e)  Listen and check. Where is the stress in these numbers?

ninety	fifty	thirteen	nineteen
seventy		fifteen	





## SPEAKING

f) Work in pairs. Say these numbers.

27 35 49 52 68 73 86 94

## LISTENING LISTENING

g)  1.25 - Listen to five conversations. Fill in the gaps with the correct number.

h)  1.26 Read and listen. Then listen again and repeat. Fill in the gaps with the correct number.

1) The cat is \_\_\_\_\_ . **21** eighty

**25**

**29**

**40**

**80**

2) The house is \_\_\_\_\_ years old. **22** ninety

**22**

**26**

**30**

**50**

**90**

3) The girl is \_\_\_\_\_ . **100** one

**23** twenty-three

**27** hundred

**31**

**60**

4) The car is \_\_\_\_\_ years old. **100** one

is \_\_\_\_\_ .

**24** twenty-four

**28**

**32**

**70**

5) The dog is \_\_\_\_\_ . **101** one hundred one

twelve hundred one **101** one hundred one

## SPEAKING

i) Take turns saying a number from the chart. Your partner circles the number.

23	45	40	18	94	21	20	14
58	102	43	89	90	44	53	13
30	19	60	99	22	50	52	100
15	47	33	54	17	66	77	70
64	78	95	80	87	101	1	31

## GRAMMAR

### Verb to be: questions with "how old"

How old is he? (He`s nineteen years old.)  
 How old is she? your sister? (( She`s thirty-three. She`s twenty )

How old are they? ( They`re twenty-nine. )  
 How old are your parents? ( They`re fifty and fifty-two. )

How old are you?



j) complete the questions. Use "how old is" or "how old are".

- \_\_\_\_\_ your sisters?      4. \_\_\_\_\_ Helen`s husband?
- \_\_\_\_\_ Matt`s parents?      5. \_\_\_\_\_ her children?
- \_\_\_\_\_ your grandfather?      6. \_\_\_\_\_ his son?

**LISTENING SPEAKING**



A: I have one brother and two sisters.  
 B: Really? How old is your brother?  
 A: Twenty.  
 B: And your sisters?  
 A: Eighteen and twenty-two.

Talk about your own family. Then change roles.


A: I have  
 B: Really? How old \_\_\_\_\_?  
 A:  
 B: And your \_\_\_\_\_?  
 A:

k) <sup>1.27</sup> Read and listen.  
 l) With a partner, personalize the conversation.

**FAMILY**

**LISTENING**


a) <sup>1.28</sup> Read and listen. Then listen again and repeat.




**SPEAKING**



## LISTENING

d)  Look at the photo. Read and listen to the Cooper family.






b) Point to two people in the family. Describe their relationship. Example: "She's his daughter".


e) Choose the correct words.

f) Work in pairs. Look again at the photo. Then complete the table with words in bold in 1-4.

1. Nick is Fiona's son / husband.
2. Kevin is Nick's brother / son.
3. Fiona is Kevin's mother / daughter.
4. Anne is Fiona's sister / daughter.
5. Nick is Anne's brother / father.
6. Anne is Kevin's mother / sister. 7 Nick and Fiona are Kevin and Anne's children / parents.

		
men/ boys	women/girls	both
father ( )	(mum)	
	daughter	(singular: child)
husband		

## LISTENING

c)  Listen to a man identify people in his family. Check the correct photo.



## WRITING

g) Make sentences about these people.

1. Nick → Kevin Nick is Kevin's father. grandparents    grandson    grandmother
2. Fiona → Nick \_\_\_\_\_
3. Kevin → Fiona \_\_\_\_\_
4. Anne → Nick \_\_\_\_\_
5. Kevin → Anne \_\_\_\_\_
6. Anne and Kevin → Nick and Fiona → \_\_\_\_\_



♂	grandfather	_____
♀	_____	granddaughter
♂ ♀	_____	grandchildren

h) Look at the photo. Sid and Mary are Kevin and Anne's grandparents. Then write the words in the table.

## GRAMMAR

### Verb to be: questions with "who"

**Who** is he? (He's my dad\*) **Who** are they? (They're my sisters.)

**Who's** Louise? (She's my mom\*) **Who** are Nina and Jan? (They're my daughters.)

\* mom and dad = informal for mother and father

i) Write questions. Use "Who's" or "Who are" and he, she, or they.

1. A: Who's he \_\_\_\_\_ ?    B: He's my grandfather.

2. A: \_\_\_\_\_ ?  
B: She's my mother.

3. A: \_\_\_\_\_ ?



B: He`s Mr. Fine`s grandson.

B: She`s Ed`s wife.


Contractions		
<del>Who is</del>	Who`s	?
Be careful!		
Who	are	NOT
<del>Who`re</del>		

\$ 2"

B: They`re Pat`s grandparents.

5. A: \_\_\_\_\_?

B: They`re my brother and sister.



**SPEAKING**

j) Ask and answer questions about the people in the two photos. For example:

A: Who`s Ellen?

B: She`s Natalie`s mother

A: Is Mia Ellen`s daughter?

B: No, she`s not. She`s her...

# GRAMMAR

## Verb "have" / "has": affirmative statements

I \_\_\_\_\_  
 You \_\_\_\_\_ have a brother.  
 We \_\_\_\_\_  
 They \_\_\_\_\_

He \_\_\_\_\_  
 She \_\_\_\_\_ has three sisters.



k) Complete the sentences. Use "have" or "has". Then complete the sentence about your own family.

1. Mark \_\_\_\_\_ two brothers.
2. Mrs. Stevens \_\_\_\_\_ five grandsons.
3. They \_\_\_\_\_ a granddaughter.
4. We \_\_\_\_\_ twelve grandchildren.
5. Carl and Anna \_\_\_\_\_ two children.
6. She \_\_\_\_\_ five sisters.
7. They \_\_\_\_\_ no brothers or sisters.
8. I \_\_\_\_\_.

## LISTENING

l) Read and listen. Then listen again and repeat.

Titles				
1. Mr.	<input checked="" type="checkbox"/>		<input checked="" type="checkbox"/>	
2. Mrs.				<input checked="" type="checkbox"/>
3. Miss		<input checked="" type="checkbox"/>		
4. Ms.		<input checked="" type="checkbox"/>		<input checked="" type="checkbox"/>



Mr. Brendan Hu Mrs. Lisa Hu

### Be careful!

Mr. Brendan Hu OR Mr. Hu  
 Mrs. Lisa Hu OR Mrs. Hu  
 NOT ~~Mr. Brendan~~  
 NOT ~~Mrs. Lisa~~

m) Introduce yourself to a classmate.

Use a title and your last name.

1 . Mr. (Brown) a.  
 a married woman

2 . Mrs. or Ms. (King)  
 b. a single woman

n) Match 1-3 to a-c.

3. Ms. or Miss (Roberts)

c. a man (married or single)

## SPEAKING

## LISTENING

o) Listen. Circle the correct information.



- 1
- Mr.
  - Mrs.
  - Miss first name last name
  - Ms.



- 2
- Mr.
  - Mrs.
  - Miss first name last name
  - Ms.



- 3
- Mr.
  - Mrs.
  - Miss first name last name
  - Ms.



- 4
- Mr.
  - Mrs.
  - Miss first name last name
  - Ms.
- Mr.
  - Mrs.
  - Miss first name last name
  - Ms.



- 5
- Mr.
  - Mrs.
  - Miss first name last name
  - Ms.



- 6
- Mr.
  - Mrs.
  - Miss first name last name
  - Ms.
- Mr.
  - Mrs.
  - Miss first name last name
  - Ms.

## DESCRIBE YOUR RELATIVES

### LISTENING

a)  1.33 Read and listen. Then listen again and repeat.



1. short 2. tall



3. old 4. young



5. pretty



6. handsome

7. good-looking



8. cute

**GRAMMAR** b) Use the vocabulary to describe people  
“Be” with adjectives / Adverbs “very” and “so” in your class.

Describe people with a form of “be” and adjective.

She`s pretty. They`re good-looking.


He`s handsome. Your children are cute.

The adverbs “very” and “so” make adjectives stronger. very =!

They`re very good-looking. She`s so pretty. so = !!! He`s very

handsome. Your children are so cute.

### LISTENING

c)  1.34 Listen to the conversations. Circle the adjective that describes each person.

1. Her husband is (handsome / tall / old).

2. His daughter is (tall / good-looking / cute).

3. Her brothers are (tall / good-looking / young).

4. His son is (tall / good-looking / short ).

5. Her father is (tall / old / short ).

6. His sisters are (tall / good-looking / short ).

### WRITING

d) Write three sentences about people in your family. Use adjectives and the adverbs “very” or “so” to describe the people. Example: My mother is very tall.

---

---

---

- 1.
- 2.
- 3.



e) Look at the photos. Complete each sentence with a form of "be" and an adjective.



1. Your sisters \_\_\_\_\_  
so \_\_\_\_\_




2. Your daughter \_\_\_\_\_  
so \_\_\_\_\_ !




3. Our grandfather \_\_\_\_\_  
very \_\_\_\_\_ !



4. Her husband \_\_\_\_\_  
very \_\_\_\_\_



5 His wife \_\_\_\_\_  
so \_\_\_\_\_ !



6. Her brother \_\_\_\_\_  
very \_\_\_\_\_

## LISTENING

f)  Read and listen.

A: Tell me about your father

B: Well, he`s a doctor. And he`s very tall

A: And how about your mother?

B: She`s an engineer. She`s very pretty.

## SPEAKING

g) With a partner, personalize the conversation. Describe your relatives.

Then change roles.





a) Write the words or phrases under the correct heading.

See you    Good morning    Goodbye    Good afternoon    Hello    Take care



b) Complete the dialogues.

1. A: How do you spell your \_\_\_\_\_?

**GRAMMAR BOOSTER**

c) Match the occupations that go together. Write the letter on the line.

- |                      |                       |
|----------------------|-----------------------|
| 1. <u>c</u> a singer | a. a student          |
| 2.    a teacher      | b. a flight attendant |
| 3.    an architect   | c. a musician         |
| 4.    a pilot        | d. an engineer        |

d) Circle the occupation that is different.

1. scientist    engineer    chef    doctor
2. singer    manager    actor    athlete
3. banker    artist    musician    photographer

e) Rewrite the sentences. Capitalize the proper nouns.

1. john landry is a chef in paris.

2. isabel hunter is from canada. She´s an architect.

3. alex quinn is a pilot. He`s in tokyo today.

f) Read and write T for True or F for False.

g) Write the answers in number.

Adam: Hello, I'm Adam Murphy and this is Simpson.

1 . eleven + six =  
is my colleague Ellie

\_\_\_\_\_  
\_\_\_\_\_  
\_\_\_\_\_  
\_\_\_\_\_

Leo: Nice to meet you. My name's Leo Brancovich and this is Mary Brancovich.

2 . nineteen - twelve =  
3 . three x five =

Adam: Oh. Are you married?

Leo: Yes, we are.

Adam: How do you spell your last name?

Leo: B-R-A-N-C-O-V-I-C-H

Adam: So, what do you do?

h) Write the answers in words.

Leo: I'm a doctor.

Mary: And I'm a nurse.

1. Adam and Ellie are  colleagues.

2. Leo and Ellie are married.

3. Adam is a doctor.

4. Mary is a nurse.

i) Cross out the odd word. Then, add one more.

1. Polish - Chinese - British - Spain -

A: Hi. \_\_\_\_\_ Emily.

B: Hi. I'm Grace. \_\_\_\_\_ to meet you.

B: T-E-N-N-Y-S-O-N

\_\_\_\_\_  
\_\_\_\_\_

2. A: Hello. What's your \_\_\_\_\_ ?

2 . A: How do you spell your name?

B: \_\_\_\_\_ name's Matthew Tailor.

B: G-E-O-R-G-E

\_\_\_\_\_  
\_\_\_\_\_  
\_\_\_\_\_

2. Italy - Brazilian - USA - Greece -

3. English - Tom- Math - History -

4. PE - gymnastics - swimming - tennis -

5. man - girl - subject - friend-



j) Find five countries and five nationalities in the grid. Then write them under the correct heading.

1. fifty - ten = \_\_\_\_\_

2. eighteen - three = \_\_\_\_\_

P	E	R	U	P	N	C	O	S	H
A	E	P	O	L	A	N	D	P	I
L	M	E	X	I	C	A	N	A	T
C	T	L	J	Q	F	G	P	I	A
H	■	N	■	A	R	I	A	N	■
I	R	O	B	E	A	K	I	R	I
N	K	E	G	C	N	S	N	D	A
E	E	A	L	M	C	D	S	G	N
S	Y	P	F	R	E	N	C	H	T
E	Z	W	V	R	U	F	M	T	E

- twenty- two Countries \_\_\_\_\_

ven = \_\_\_\_\_

\_\_\_\_\_

\_\_\_\_\_

\_\_\_\_\_

\_\_\_\_\_

Nationalities

\_\_\_\_\_

\_\_\_\_\_

\_\_\_\_\_

\_\_\_\_\_

\_\_\_\_\_

heading.

k) Complete with "a" or "an". Write the plural.

singular plural

1. a file files \_\_\_\_\_  
 2. bag \_\_\_\_\_  
 3. country \_\_\_\_\_  
 4. identity card \_\_\_\_\_  
 5. watch \_\_\_\_\_  
 6. e-mail \_\_\_\_\_  
 7. sandwich \_\_\_\_\_  
 8. key \_\_\_\_\_  
 9. umbrella \_\_\_\_\_

l) Fill in the gaps with "am", "are", or "is".

- Where \_\_\_\_\_ I?
- Where \_\_\_\_\_ you from?
- Where \_\_\_\_\_ he/ she/ it from?
- What \_\_\_\_\_ your name?
- What \_\_\_\_\_ his / her name?
- What \_\_\_\_\_ your job?
- What \_\_\_\_\_ his/ her job?

m) Complete with the correct form of the verb to be.

- A: \_\_\_\_\_ he the new teacher? B: No, he \_\_\_\_\_.
- A: \_\_\_\_\_ you good at Math?  
B: No, I \_\_\_\_\_.
- Jane and Jackie \_\_\_\_\_ in 8 grade.<sup>m</sup>  
George \_\_\_\_\_ in 9 grade.<sup>m</sup>
- A: My best friend \_\_\_\_\_ fourteen years old.  
B: I \_\_\_\_\_ fourteen, too.
- Mr. and Mrs. Winters \_\_\_\_\_ from the USA.  
They're from Canada.
- A: \_\_\_\_\_ they your classmates?  
B: Yes, they are.

n) Complete with "am", "is", or "are".

- My surname \_\_\_\_\_ López.
- We \_\_\_\_\_ from Madrid.
- I \_\_\_\_\_ Anna.
- Antonio and Juan \_\_\_\_\_ in room 7.
- The teacher \_\_\_\_\_ English.
- You \_\_\_\_\_ in Class 3.
- She \_\_\_\_\_ a student.

o) Complete the sentences. 4. Ms. Miller and Mr. Sullivan are \_\_\_\_\_ colleagues. our / we 1. Audrey is \_\_\_\_\_ classmate.

- I/ my 5. Are \_\_\_\_\_ your neighbors?
- We're \_\_\_\_\_ students. they / their  
Mr. Haber's / Mr. Haber 6. Dr. Franklin isn't \_\_\_\_\_ doctor.
- Who is \_\_\_\_\_ manager? Bill / Bill's  
you / your

p) Complete the dialogues. q) Complete the questions with "who", "what",

- Rita: \_\_\_\_\_'s your phone number? "where" or "how".  
Iris: 555 - 6573.

2. Henry: \_\_\_\_\_ is he?  
Tom: He's my colleague, Brad.
3. Sandy: \_\_\_\_\_ is your friend Jorge from?  
Kathy: He's from Peru.
4. Diego: Happy Birthday! Here's your present.  
Mario: Thanks.

Diego: \_\_\_\_\_ old are you?

Mario: I'm seventeen years old.

r) Read about some famous actors and their families and friends.

1. \_\_\_\_\_'s your favorite sport? Volleyball.
2. \_\_\_\_\_'s Roberta from? Italy.
3. \_\_\_\_\_'s your favorite teacher? Miss Adams.
4. \_\_\_\_\_ are you? Not bad.
5. \_\_\_\_\_ time is it? It's 9:30. 7
6. \_\_\_\_\_ grade are you in? grade.<sup>th</sup>
7. \_\_\_\_\_'s your last name? Smith.
8. \_\_\_\_\_ old is Mark? Eleven.

## Who Are They?



This is Gael García Bernal, on the left, with his good friend, Diego Luna. Meet Jay Chou, a famous singer from Taiwan. He is also an excellent musician and actor. Dakota Fanning is a movie actor. Her younger sister, Elle, is also an actor in movies. They are from the United States, and they are both very pretty. Their father, Steven Fanning, is a salesman, and their mother, Heather Joy, is an athlete. Dakota and Elle are also students.

His parents are both teachers. Mexico. Mr. Chou has no brothers or sisters. His girlfriend is Hannah too. He has one brother. Mr. Luna is from Australia, and her mother is from Taiwan. Her Chinese name is Kunling. She is very young and pretty.

Now, complete the sentences.

- Gael García Bernal is Diego Luna's \_\_\_\_\_.
- Patricia Bernal, José Ángel García, and Diego Luna are all \_\_\_\_\_.
- Heather Joy is Steven Fanning's \_\_\_\_\_.
- Elle Fanning is Heather Joy's \_\_\_\_\_.
- Mr. Chou's \_\_\_\_\_ is good-looking.
- Jay Chou's parents have one \_\_\_\_\_.

s) Complete each sentence with "have" or "has". Then choose the correct response. Circle the letter.

1. Matthew \_\_\_\_\_ two sisters.  
a. How old is she?                      b. How old are they?
2. Mark and Jamie \_\_\_\_\_ a daughter.  
a. How old is her?    b. How old is she?
3. I \_\_\_\_\_ a brother and sister.  
a. How old is your brother?    b. How old is my sister?
4. We \_\_\_\_\_ a son.  
a. What`s your name?              b. What`s his name?

28

t) Unscramble the words. Write sentences.

1. brother / tall / is \_\_\_\_\_ / My  
/ very . \_\_\_\_\_
2. handsome / He \_\_\_\_\_ / too  
/ very / is . \_\_\_\_\_
3. your / Are / \_\_\_\_\_  
pretty / sisters ? \_\_\_\_\_
4. Is / daughter / young / Her \_\_\_\_\_ . 5. cute / so / is / she. u) Describe your relatives. Write sentences.

---

---

---

---

---

---

---

---

v) Look at the photos and read.

Hi, I`m Kate. There are five grandpapeople in my family. I have three two sisters. Their names are Megan and Jane. Jane and I are students. Megan is a doctor. Reese is our daughter.

Hello. My name is Edgar. My wife`s name is Anna. I`m an engineer and she`s an architect. We have two children. Riley is our son and Jake.

Hello. I`m George. My wife Carol rents. We have two children and two dren. Our granddaughter is Sophia. Our grandson is is a doctor.





Now answer the questions.

1. Who's Jake?

\_\_\_\_\_

2. Who's Anna?

\_\_\_\_\_

3. Who's Jane?

4. Who are Riley and Reese?

\_\_\_\_\_

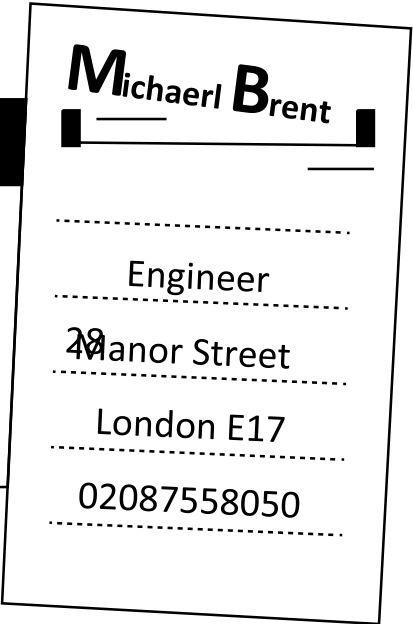
5. Who are George and Carol?

\_\_\_\_\_

6. Who's a doctor?

\_\_\_\_\_

w) Look at the business cards. Read the response. Then write questions with "what's".  
Use possessive nouns or possessive adjectives.



1. A: What's Ms. Harrison's first name      ?      B: Kate

2. A: What's her address      ?

3. A:      ?

4. A:      ?

5. A:      ?

6. A:      ?

\_\_\_\_\_

B: 77 York St. B: jeff.silver@edi.com B: He`s a manager.

B: 0208 755 8050 B: 28 Manor Street.

x) Answer the questions. Use your own information.

1. What`s your first name?

---

2. What's your last name?

---

3. What's your occupation?

---

4. What's your address?

---

5. What`s your phone number?

---

6. What's your e-mail address?

---

# IRREGULAR VERBS

<b>base form</b>	<b>Simple past</b>	<b>past participle</b>	<b>base form</b>	<b>simple past</b>	<b>past participle</b>
be	was/were	been became	lend	lent	lent let lost
become	become	began begun	let	let	made
begin	bit	bit/ bitten	lose	lost	meant
bite	bled	bled	make	made	met paid
bleed	broke	broken brought	mean	meant	put quit
break	brought	built built	meet pay	met paid	read / r
bring	burned/burnt	burned / burnt	put quit	put quit	d/ ridden
build burn	bought	bought caught	read /	read / r	rung
buy	caught	chose chosen	rid/ ride	d/ rode	risen
catch	came	come cost cost	ring rise	rang rose	run
choose	cut	cut did done	run say	ran said	said
come	drew	drawn	see	saw sold	seen
cost	dreamed/dreamt	dreamed / dreamt	sell	sent	sold
cut do			send	sewed	sent
draw			sew	shook	sewn
dream			shake	sang	shaken
drink			sing	sat	sung
drive	drank	drunk	sit	slept	sat
eat	drove	driven	sleep	spoke	slept
fall	ate	eaten	speak	spent	spoken
feed	fell	fallen	spend	spread	spent
feel	fed	fed	spread	stood	spread
fight	felt	felt	stand	stole	stood
find	fought	fought	steal	stuck	stolen
fit	found	found	stick	stung	stuck stung
flee	fit	fit	sting	struck	struck
fly	fled	fled flown	strike	swam	swum
forbid	flew	forbidden	swim	took	taken
forget	forbade	forgotten	take	taught told	taught told
get	forgot	gotten	teach	thought	thought
give	got	given	tell	threw	thrown
go	gave	gone	think throw	understood	understood
grow	went	grown	understand	woke wore	woken
have	grew	had	wake wear	won	worn won
hear	had	heard	win write	wrote	written
hit	heard	hit			
hold	hit	held			
hurt	held	hurt			
keep	hurt	kept			
know	kept	known			
leave	knew	left			
	left				

## **BIBLIOGRAPHY**



- O' Neill, R., Rowley, S. (2018). *Interact 1*. Compass Publishing
- Oxenden, C., Latham-Koenig, C., Seligson, P. (2013). *American English File 1A*. Oxford
- Penner, E., Wyman, E. (2017). *Blueprint 1*. Compass Publishing
- Redston, C. (2013). *Face to Face- Starter*. Cambridge
- Saslow, J., Ascher, A. (2015). *Top Notch Fundamentals*. Pearson

No part of this handbook may be reproduced,  
distributed, or transmitted in any form or by any  
means, including photocopying, recording,  
or other electronic or mechanical methods.