

Demostrative pronouns

ENGLISH

MTRO. ISAIS GOMEZ BALLENAS

PRESENTS EL ALUM:

→ **Flor de Liz García Mendoza**

GROUP, SEMESTER y MODALITY:

I° cuatrimestre "A" Psicología Escolarizado

Pichucalco, Chiapas

21 de septiembre de 2020.

Demonstrative pronouns

These adjectives will help us to position different objects, things, or people in the distance, that is, they modify, that name.

Singular

Near

This

This house is very big
This shelf is useful

Far

That

You can see that castle from here
That chair is big

Plural

Near

These

These glasses are expensive
These men are tall

Far

Those

Bring me those shoes
Those women are beautiful

1 This/these; it/they; plurals

- ▶ Don't use a contraction with *What + are*: **What are** these? (NOT: ~~What're~~ these?)
- ▶ Use *this* with singular nouns: **This** is a book. Use *these* with plural nouns: **These** are earrings.

Circle the correct words.

- A: **What's** / **What are** these?
B: **It's** / **They're my earring** / earrings.
- A: **What's** / **What are this**?
B: **It's** / **They're a** / **an cell phone**
- A: **What's this** / **these**?
B: **It's** / **They're a** / **an address book**

GRAMMAR FOCUS

Yes/No and where questions with be

Is this your wallet?

Yes, **it is**. / No, **it's not**.

Where's your wallet?

It's in my pocket.

Are these your keys?

Yes, **they are**. / No, **they're not**.

Where are my keys?

They're on the table.

A Complete these conversations. Then practice with a partner.

- A: ^{is}..... this your umbrella?
B: No, ^{it's}..... not.
A: ^{what are}..... these your keys?
B: Yes, ^{they are}..... are. Thanks!
- A: Where ^{is}..... my glasses?
B: Are ^{these}..... your glasses?
A: No, they're ^{not}.....
B: Wait! ^{what are} they in your pocket?
A: Yes, ^{they}..... are. Thanks!
- A: Where ^{are}..... your sunglasses?
B: ^{they're}..... on the table.
A: No, ^{it's}..... not. They're my sunglasses!
B: You're right. My sunglasses ^{it is}..... in my purse.
- A: ^{is}..... this my pen?
B: No, ^{it's}..... not. It's my pen.
A: Sorry, ^{it is}..... is my pen?
B: ^{they're}..... on your desk.
A: Oh, you're right!

B GROUP WORK Put three of your things in a bag. Then choose three different things. Find the owner of each thing.

A: Is this your pen, Yuko?
B: No, it's not.

A: Are these your keys, Sergio?
C: Let me see. Yes, they are.

2 Yes/No and where questions with be

- In questions with *where*, the verb comes after *Where*: **Where are** my sunglasses?
(NOT: ~~Where my sunglasses are?~~)

A Match the questions with the answers.

- | | |
|---|---------------------------|
| 1. Is that your wallet? ... <i>c</i> ... | a. They're in your purse. |
| 2. Are these your glasses? ... <i>e</i> ... | b. No, it's not. |
| 3. Where are my keys? ... <i>a</i> ... | c. Oh, yes, it is! |
| 4. Is this your pen? ... <i>b</i> ... | d. It's in my pocket. |
| 5. Where's your watch? ... <i>d</i> ... | e. No, they're not. |

B Complete the conversation. Use the words in the box.

are they	it is	they are	where ✓
it -	it's -	this ✓	✓ where's

- A: ...*Where's*... my pen?
B: I don't know. Is *it* in your book bag?
A: No, *it's* not.
B: Is *where* your pen?
A: Yes, *they are*. Thanks! Now, *this* are my keys?
B: *are they* on your desk?
A: Yes, *they are*. Thank you!

CONVERSATION Oh, no!

🎧 Listen and practice.

- Kate: Oh, no! Where are my car keys?
Joe: I don't know. Are they in your purse?
Kate: No, they're not.
Joe: Maybe they're on the table in the restaurant.

- Server: Excuse me. Are these your keys?
Kate: Yes, they are. Thank you!
Server: You're welcome. And is this your wallet?
Kate: Hmm. No, it's not. Where's your wallet, Joe?
Joe: It's in my pocket. ... Wait a minute! That *is* my wallet!



Progress check

HOW ARE YOU?

A Complete the conversation. Use the sentences and questions in the box.

Matt: Hi. How are you?
Nicki: I'm fine, thanks. Well, have a good day
Matt: Pretty good, thanks. my name is Matt Carlson
Nicki: And I'm Nicki White.
Matt: It's nice to meet you, Nicki.
Nicki: Nice to meet you, too. Oh, are you in my English class?
Matt: Yes, I am.
Nicki: How about you?
Matt: See you in class.


My name is Matt Carlson.
Oh, are you in my English class?
How about you?
✓ Hi. How are you?
It's nice to meet you, Nicki.
Well, have a good day.

B PAIR WORK Practice the conversation from part A. Use your own information. Then introduce your partner to a classmate.

"Malena, this is my friend. His name is Tetsu..."
I'm Malena, nice to meet you, Tetsu.
Nice to meet you, Malena. How are you?
I'm fine. Thank you.


LISTENING What's this? What are these?

1 Listen to the conversations. Number the pictures from 1 to 6.



Workbook

Complete the conversations. Use my, your, his, or her.



1. A: Hi. What's your name?

B: My name is Carla. And what's your name?

A: my name is David.

2. A: What's his name?

B: your name is Michael.

A: And what's her name?

B: your name is Sarah.

Choose the correct responses.

1. A: Hi, Daniel.

B: Hello.

- Hello.
- It's nice to meet you.

2. A: My name is Pam Walker.

B: I'm Jake Williams

- It's Williams.
- I'm Jake Williams.

3. A: Hello, Yuko. How's it going?

B: Fine, thanks.

- Fine, thanks.
- Nice to meet you, too.

4. A: How do you spell your last name?

B: R-O-G-E-R-S

- R-O-G-E-R-S.
- It's Rogers.

5. A: I'm Bill Delgado.

B: Nice to meet you to

- Nice to meet you, too.
- It's nice to meet you.




Complete the conversations. Use the words in the box.

<input checked="" type="checkbox"/> am	<input type="checkbox"/> he's	<input checked="" type="checkbox"/> I'm not	<input checked="" type="checkbox"/> it's	<input checked="" type="checkbox"/> you
<input checked="" type="checkbox"/> are	<input type="checkbox"/> I'm	<input checked="" type="checkbox"/> is	<input checked="" type="checkbox"/> me	<input checked="" type="checkbox"/> you're

1. Debra: Excuse me. Are you James Lawson?
 Kevin: No, I'm not. He's over there.
 Debra: Oh, I'm sorry.


2. Debra: Excuse me. Are you James Lawson?
 James: Yes, I am.
 Debra: Hi, James. My name is Debra Marks.
 James: Oh, you're in my English class.
 Debra: That's right. It's nice to meet you.
 James: Nice to meet you, too.





Complete the conversation. Use the questions in the box.

<input checked="" type="checkbox"/> What's your name?	<input checked="" type="checkbox"/> And what's your email address?
<input checked="" type="checkbox"/> And how do you spell your last name?	<input checked="" type="checkbox"/> What's your phone number?
<input checked="" type="checkbox"/> Are you Ashley Nevins?	<input checked="" type="checkbox"/> How do you spell your first name?

A: Hi. Are you Ashley Nevins?
 B: No, I'm not.
 A: Oh, I'm sorry. What's your name?
 B: Kerry Moore.
 A: How do you spell your first name?
 B: K-E-R-R-Y.
 A: and how do you spell your last name?
 B: M-O-O-R-E.
 A: what's your phone number?
 B: It's 618-555-7120.
 A: And what's your email address.
 B: It's kmoore19@cup.org.



Complete the questions with this or these. Then answer the questions.



1. A: What's this ? B: It's a camera .
2. A: What's this ? B: It's a clock .
3. A: What are these ? B: It's an earrings .



4. A: What are these ? B: It's a markers .
5. A: What are this ? B: It's a sunglasses .
6. A: What's this ? B: It's an ID .

Complete the conversation. Use the words in the box.

<input checked="" type="checkbox"/> a	<input checked="" type="checkbox"/> 's	<input checked="" type="checkbox"/> this	<input checked="" type="checkbox"/> they	<input checked="" type="checkbox"/> you
<input checked="" type="checkbox"/> an	<input checked="" type="checkbox"/> it's	<input checked="" type="checkbox"/> these	<input checked="" type="checkbox"/> they're	<input checked="" type="checkbox"/> you're

Dana: Wow! What's this?

Chris: It's a purse.

Dana: Oh, cool. Thank you, Chris.

Chris: you're welcome.

Eva: Now open they're box.

Dana: OK. What is this?

Eva: It's a scarf.

Dana: Oh, thank you, Eva. And what are these ?

Eva: they 're earrings.

Dana: Thanks! this great!

Amy: Open this, too!

Dana: Oh, it's an umbrella. Thanks, Amy!

