



SUBJECT: ENGLISH ONE

CAREER: GENERAL NURSING

TEACHER'S NAME: ISAIAS GOMEZ BALLINAS

STUDENT'S NAME: FATIMA DE JESÚS ALVARADO RIVERA  
GROUP: " U "

FIRST QUARTER

WORK: Synoptic Table.

WORKPICHUCALCO, CHIS. SEPTEMBER 25<sup>TH</sup> 2020.

Pronombres

**This:** éste, esto, ésta

**This** is very big vs  
**Esto** es muy grande

**This** house is very big  
**Esta** casa es muy grande

**That:** aquél, aquello,  
aquella, eso, ésa

You can see **that** from here  
Puedes ver **eso** desde aquí

You can see **that castle** from here  
Puedes ver **ese castillo** desde aquí

**These:** éstos, éstas

**There** are expensive  
**Estos** son caros

**These glasses** are expensive  
**Estas gafas** son caras

**Those:** aquéllos,  
aquéllas

bring me **those**  
traeme **aquellos**

bring me **those speaker**  
tráeme **aquellas zapatillas**

### 1 This/these; it/they; plurals

- ▶ Don't use a contraction with *What + are*: **What are these?** (NOT: *What're these?*)
- ▶ Use *this* with singular nouns: **This is a book.** Use *these* with plural nouns: **These are earrings.**

Circle the correct words.

- A: **What's** / ~~What are~~ these?  
B: **It's** / ~~They're my earring~~ earrings.
- A: **What's** / ~~What are~~ this?  
B: **It's** / ~~They're a~~ / ~~an~~ cell phone.
- A: **What's this** / ~~these~~?  
B: **It's** / ~~They're a~~ / ~~an~~ address book.

## GRAMMAR FOCUS

### Yes/No and where questions with be

**Is this** your wallet?  
Yes, **it is**. / No, **it's not**.

**Where's** your wallet?  
**It's** in my pocket.

**Are these** your keys?  
Yes, **they are**. / No, **they're not**.

**Where are** my keys?  
**They're** on the table.

**A** Complete these conversations. Then practice with a partner.

- A: **Is** this your umbrella?  
B: No, **it's** not.  
A: **Is** these your keys?  
B: Yes, **it's** are. Thanks!
- A: Where **are** my glasses?  
B: Are **these** your glasses?  
A: No, they're **are**.  
B: Wait! **is** they in your pocket?  
A: Yes, **it's** are. Thanks!
- A: Where **are** your sunglasses?  
B: **is** on the table.  
A: No, **it's** not. They're *my* sunglasses!  
B: You're right. My sunglasses **are** in my purse.
- A: **is** this my pen?  
B: No, **is** not. It's *my* pen.  
A: Sorry. **it's** is my pen?  
B: **It's** on your desk.  
A: Oh, you're right!

**B GROUP WORK** Put three of your things in a bag. Then choose three different things. Find the owner of each thing.

- A: Is this your pen, Yuko?  
B: No, it's not.
- A: Are these your keys, Sergio?  
C: Let me see. Yes, they are.

### 2 Yes/No and where questions with be

- ▶ In questions with *where*, the verb comes after *Where*: **Where are my sunglasses?** (NOT: *Where my sunglasses are?*)

**A** Match the questions with the answers.

- Is that your wallet? **e** a. They're in your purse.
- Are these your glasses? **e** b. No, it's not.
- Where are my keys? **d** c. Oh, yes, it is!
- Is this your pen? **b** d. It's in my pocket.
- Where's your watch? **a** e. No, they're not.

**B** Complete the conversation. Use the words in the box.


are they	it is	they are	where
it	it's	this	✓ where's

- A: **Where's** my pen?  
B: I don't know. Is **it's** in your book bag?  
A: No, **it's** not.  
B: Is **are** your pen?  
A: Yes, **it**. Thanks! Now, **where** are my keys?  
B: **are they** on your desk?  
A: Yes, **it**. Thank you!

## CONVERSATION Oh, no!

**A** Listen and practice.

- Kate: Oh, no! Where are my car keys?  
Joe: I don't know. Are they in your purse?  
Kate: No, they're not.  
Joe: Maybe they're on the table in the restaurant.
- Server: Excuse me. Are these your keys?  
Kate: Yes, they are. Thank you!  
Server: You're welcome. And is this your wallet?  
Kate: Hmm. No, it's not. Where's your wallet, Joe?  
Joe: It's in my pocket... Wait a minute! That *is* my wallet!





# Progress check

## HOW ARE YOU?

A Complete the conversation. Use the sentences and questions in the box.

Matt: Hi. How are you?

Nicki: I'm fine, thanks. How about you?

Matt: Pretty good, thanks. My name is Matt Carlson.

Nicki: And I'm Nicki White.

Matt: It's nice to meet you Nicki.

Nicki: Nice to meet you, too. Are you in my English class?

Matt: Yes, I am.

Nicki: Well, have a good day.

Matt: See you in class.


My name is Matt Carlson.  
Oh, are you in my English class?  
How about you?  
✓ Hi. How are you?  
It's nice to meet you, Nicki.  
Well, have a good day.

B PAIR WORK Practice the conversation from part A. Use your own information. Then introduce your partner to a classmate.

"Malena, this is my friend. His name is Tetsu..."

## LISTENING What's this? What are these?

Listen to the conversations. Number the pictures from 1 to 6.



# Workbook

Complete the conversations. Use my, your, his, or her.



1. A: Hi. What's your name?

B: My name is Carla. And what's

your name?

A: My name is David.

2. A: What's his name?

B: My name is Michael.

A: And what's your name?

B: My name is Sarah.

Choose the correct responses.

1. A: Hi, Daniel.

B: Hello

- Hello.
- It's nice to meet you.

2. A: My name is Pam Walker.

B: I'm

- It's Williams.
- I'm Jake Williams.

3. A: Hello, Yuko. How's it going?

B: Fine, thanks

- Fine, thanks.
- Nice to meet you, too.

4. A: How do you spell your last name?

B: R-O-G-E-R-S

- R-O-G-E-R-S.
- It's Rogers.

5. A: I'm Bill Delgado.

B: It's nice to meet you

- Nice to meet you, too.
- It's nice to meet you.





Complete the conversations. Use the words in the box.

- |                              |                               |                                  |  |                                 |
|------------------------------|-------------------------------|----------------------------------|--|---------------------------------|
| <input type="checkbox"/> am  | <input type="checkbox"/> he's | <input type="checkbox"/> I'm not | <input type="checkbox"/> it's          | <input type="checkbox"/> you    |
| <input type="checkbox"/> are | <input type="checkbox"/> I'm  | <input type="checkbox"/> is      | <input checked="" type="checkbox"/> me | <input type="checkbox"/> you're |

1. Debra: Excuse me. Are hes

James Lawson?

Kevin: No, is. It's over there.

Debra: Oh, am sorry.

2. Debra: Excuse me. are you James Lawson?

James: Yes, I im.

Debra: Hi, James. My name It's

Debra Marks.

James: Oh, are in my English class.

Debra: That's right. are nice to meet you.

James: Nice to meet you, too.



Complete the conversation. Use the questions in the box.

- |   |  |
|---|--|
| <input type="checkbox"/> What's your name?                    | <input type="checkbox"/> And what's your email address?    |
| <input type="checkbox"/> And how do you spell your last name? | <input type="checkbox"/> What's your phone number?         |
| <input checked="" type="checkbox"/> Are you Ashley Nevins?    | <input type="checkbox"/> How do you spell your first name? |

A: Hi. Are you Ashley Nevins?

B: No, I'm not.

A: Oh, I'm sorry. what's your name?

B: Kerry Moore.

A: How do you spell your first name?

B: K-E-R-R-Y.

A: And now do you spell your last name?


B: M-O-O-R-E.

A: what's your phone number?

B: It's 618-555-7120.

A: and what's your email address?

B: It's kmoore19@cup.org.



Complete the questions with this or these. Then answer the questions.



1. A: What's this? 2. A: What's this? 3. A: What are these?  
 B: It's a camera. B: It's a watch. B: they are earrings.



4. A: What are these? 5. A: What are this? 6. A: What's this?  
 B: they are down. B: aliens. B: a credit card.

Complete the conversation. Use the words in the box.

- |                             |  |                                |                                  |                                 |
|-----------------------------|--|--------------------------------|----------------------------------|---------------------------------|
| <input type="checkbox"/> a  | <input type="checkbox"/> 's              | <input type="checkbox"/> this  | <input type="checkbox"/> they    | <input type="checkbox"/> you    |
| <input type="checkbox"/> an | <input checked="" type="checkbox"/> it's | <input type="checkbox"/> these | <input type="checkbox"/> they're | <input type="checkbox"/> you're |

Dana: Wow! What's this?

Chris: It's a purse.

Dana: Oh, cool. Thank an, Chris.

Chris: you welcome.

Eva: Now open these box.

Dana: OK. What s this?

Eva: It's a scarf.

Dana: Oh, thank you, Eva. And what are this?

Eva: this 're earrings.

Dana: Thanks! these great!

Amy: Open this, too!

Dana: Oh, it's a umbrella. Thanks, Amy!

