



NOMBRE DEL ALUMNO:

Hogla Rubí Sangeado Domínguez

NOMBRE DEL PROFESOR:

Isaías Gómez

NOMBRE DEL TRABAJO:

Pronombres demostrativos

MATERIA:

Ingles I

GRADO:

1er Cuatrimestre

GRUPO:

“A”

Pronombres demostrativos

This

- This flower is for you
- This is beautiful

That

- that is your gift
- That is very difficult

These

- These books are yours
- these sweets are delicious

Those

- those ornaments are cute
- those people bother me

This/these; it/they; plurals

Don't use a contraction with *What + are*: **What are** these? (NOT: ~~What're these?~~)
Use *this* with singular nouns: **This** is a book. Use *these* with plural nouns: **These** are earrings.

Circle the correct words.

- A: **What's** / **What are** these?
B: **It's** / **They're** my **earring** / **earrings**.
- A: **What's** / **What are** this?
B: **It's** / **They're** a / **an** cell phone.
- A: **What's this** / **these**?
B: **It's** / **They're** a / **an** address book.

GRAMMAR FOCUS

Is this your wallet?
Yes, **it is** / No, **it's not**

Where's your wallet?
It's in my pocket

Are these your keys?
Yes, **they are** / No, **they're not**

Where are my keys?
They're on the table

Complete these conversations. Then practice with a partner.

- A: **Is** this your umbrella?
B: No, **It's** not.
A: **Are** these your keys?
B: Yes, **They're** are. Thanks!
- A: Where **are** my glasses?
B: Are **these** your glasses?
A: No, they're **are**
B: Wait! **Is** they in your pocket?
A: Yes, **It's** are. Thanks!
- A: Where **are** your sunglasses?
B: **Is** on the table.
A: No, **It's** not. They're my sunglasses!
B: You're right. My sunglasses **are** in my purse.
- A: **Is** this my pen?
B: No, **It's** not. It's my pen.
A: Sorry, **It's** is my pen?
B: **It's** on your desk.
A: Oh, you're right!

Put three of your things in a bag. Then choose three different things. Find the owner of each thing.

A: Is this your pen, Yuko?
B: No, it's not.

A: Are these your keys, Sergio?
C: Let me see. Yes, they are.

Yes/No and where questions with be

In questions with *where*, the verb comes after *Where*: **Where are** my sunglasses?
(~~no: Where my sunglasses are?~~)

A Match the questions with the answers.

- | | |
|-------------------------------------|---------------------------|
| 1. Is that your wallet? <i>c</i> | a. They're in your purse. |
| 2. Are these your glasses? <i>e</i> | b. No, it's not. |
| 3. Where are my keys? <i>d</i> | c. Oh, yes, it is! |
| 4. Is this your pen? <i>b</i> | d. It's in my pocket. |
| 5. Where's your watch? <i>a</i> | e. No, they're not. |

B Complete the conversation. Use the words in the box.

are they	it is	they are	where
it	is	this	✓ where's

- A: *where* my pen?
B: I don't know. Is *it's* in your book bag?
A: No, *it's* not.
B: Is *are* your pen?
A: Yes, *it*. Thanks! Now, *where* are my keys?
B: *are they* on your desk?
A: Yes, *it*. Thank you!

CONVERSATION Oh, no!

Listen and practice.

Kate: Oh, no! Where are my car keys?
Joe: I don't know. Are they in your purse?
Kate: No, they're not.
Joe: Maybe they're on the table in the restaurant.

Server: Excuse me. Are these your keys?
Kate: Yes, they are. Thank you!
Server: You're welcome. And is this your wallet?
Kate: Hmm. No, it's not. Where's your wallet, Joe?
Joe: It's in my pocket. . . . Wait a minute! That *is* my wallet!



WORD POWER Prepositions; article the

▶ Listen and practice.

Where are **the** keys?
The keys are **in** the box.



in



in front of



behind



on



next to



under


▶ Complete these sentences. Then listen and check your answers.



1. The books are in the book bag.




2. The mobile phone is next to the comb.



3. The trousers are folded.



4. The chair is under the table.



5. The wallet is on the notebook.



6. The sunglasses are in the bag.

Ask and answer questions about the pictures in part B.

A: Where are the books?

B: They're in the book bag.

Progress check

HOW ARE YOU?

Complete the conversation. Use the sentences and questions in the box.

Matt: *Hi, how are you?*
Nicki: I'm fine, thanks. *How about you?*
Matt: Pretty good, thanks. *My name is Matt Carlson.*
Nicki: And I'm Nicki White.
Matt: *It's nice to meet you, Nicki.*
Nicki: Nice to meet you, too. *Oh, are you in my English class?*
Matt: Yes, I am.
Nicki: *We'll have a good day!*
Matt: See you in class.


- My name is Matt Carlson.
- Oh, are you in my English class?
How about you?
- Hi. How are you?
- It's nice to meet you, Nicki.
- Well, have a good day.

Practice the conversation from part A. Use your own information. Then introduce your partner to a classmate.

"Malena, this is my friend. His name is Tetsu. ..."

LISTENING What's this? What are these?

Listen to the conversations. Number the pictures from 1 to 6.



Workbook

Complete the conversations. Use my, your, his, or her.



1. A: Hi. What's your name?
B: My name is Carla. And what's your name?
A: My name is David.



2. A: What's his name?
B: My name is Michael.
A: And what's your name?
B: My name is Sarah.

Choose the correct responses.

1. A: Hi, Daniel.
B: Hello
• Hello.
• It's nice to meet you.
2. A: My name is Pam Walker.
B: I'm
• It's Williams.
• I'm Jake Williams.
3. A: Hello, Yuko. How's it going?
B: Fine, thanks
• Fine, thanks.
• Nice to meet you, too.
4. A: How do you spell your last name?
B: R-O-G-E-R-S
• R-O-G-E-R-S.
• It's Rogers.
5. A: I'm Bill Delgado.
B: It's nice to meet you
• Nice to meet you, too.
• It's nice to meet you.



Complete the conversations. Use the words in the box.

<input type="checkbox"/> am	<input checked="" type="checkbox"/> he's	<input type="checkbox"/> I'm not	<input type="checkbox"/> it's	<input type="checkbox"/> you
<input type="checkbox"/> are	<input type="checkbox"/> I'm	<input type="checkbox"/> is	<input checked="" type="checkbox"/> me	<input type="checkbox"/> you're


1. Debra: Excuse me. Are he's James Lawson?
 Kevin: No, is it's over there.
 Debra: Oh, am sorry.
2. Debra: Excuse me, are you James Lawson?
 James: Yes, I I'm.
 Debra: Hi, James. My name it's Debra Marks.
 James: Oh, are in my English class.
 Debra: That's right. are nice to meet you.
 James: Nice to meet you, too.



Complete the conversation. Use the questions in the box.

<input type="checkbox"/> What's your name?	<input type="checkbox"/> And what's your email address?
<input type="checkbox"/> And how do you spell your last name?	<input type="checkbox"/> What's your phone number?
<input checked="" type="checkbox"/> Are you Ashley Nevins?	<input type="checkbox"/> How do you spell your first name?

- A: Hi, Are you Ashley Nevins?
 B: No, I'm not.
 A: Oh, I'm sorry. what's your name?
 B: Kerry Moore.
 A: How do you spell your first name?
 B: KERRY.
 A: And now do you spell your last name?
 B: MOORE.
 A: what's your phone number?
 B: It's 618-555-7120.
 A: And what's your email address?
 B: It's kmoore19@cup.org.





Complete the questions with this or these. Then answer the questions.



1. A: What's this ?
B: It's a camera.

2. A: What's this ?
B: It's a watch.

3. A: What are these ?
B: They are earrings.



4. A: What are these ?
B: They are markers.

5. A: What are this ?
B: a lens.

6. A: What's this ?
B: a credential.

Complete the conversation. Use the words in the box.

I	a	s	this	they	you
is	an	it's	these	they're	you're

Dana: Wow! What's this?

Chris: It's a purse.

Dana: Oh, cool. Thank an, Chris.

Chris: You welcome.

Eva: Now open these box.

Dana: OK. What 's this?

Eva: It's a scarf.

Dana: Oh, thank you, Eva. And what are this ?

Eva: this is earrings.

Dana: Thanks! these great!

Amy: Open this, too!

Dana: Oh, it's a umbrella. Thanks, Amy!

