

Synoptic table

INGLES 1

TEACHER: ISAIAS GÓMEZ BALLINAS

PRESENTS THE STUDENT:

Ávila Delesma Clara del Rosario

GROUP, SEMESTER y MODALITY:

1°. Quarter, Nursign, Schooled

Pichucalco, Chiapas

25 de september de 2020

Demonstrative pronouns

They are the words that help us to refer to the subject without mentioning it.

In any case, the demonstratives are fundamental as a method to give cohesion to the texts.

These pronouns are classified according to the degree of distance they have with the indicated object.

- Demonstrative pronouns of the first degree indicate a closeness of the aforementioned with respect to the issuer: ("this", "these", "this", "this", "these").
For example: "These (books) look very old", "This (tray) belonged to my grandmother."
- Demonstrative pronouns of the second degree, on the other hand, express the closeness of what is indicated with respect to the receiver: ("that", "that", "that", "those", "those").
For example: "Give me that, please", "In that place they sell very nice clothes."
- Finally, third degree demonstrative pronouns denote closeness for the sender and the receiver ("that", "that", "that", "those", "those").
For example: "Those seem used." "That drawing was made by my cousin"

1 This/these; it/they; plurals

- ▶ Don't use a contraction with *What + are*: **What are** these? (NOT: ~~What're~~ these?)
- ▶ Use *this* with singular nouns: **This** is a book. Use *these* with plural nouns: **These** are earrings.

Circle the correct words.

- A: ~~What's~~ / **What are** these?
B: **It's** / ~~They're~~ my earring / **earrings**.
- A: ~~What's~~ / **What are** this?
B: **It's** / ~~They're~~ a / **an** cell phone.
- A: What's **this** / ~~these~~?
B: **It's** / ~~They're~~ a / **an** address book.

GRAMMAR FOCUS

Yes/No and where questions with be

Is this your wallet?

Yes, **it is**. / No, **it's not**.

Where's your wallet?

It's in my pocket.

Are these your keys?

Yes, **they are**. / No, **they're not**.

Where are my keys?

They're on the table.

A Complete these conversations. Then practice with a partner.

- A: ~~Is~~ ^{is} this your umbrella?
B: No, ~~it's~~ ^{it's} not.
A: ~~Are~~ ^{are} these your keys?
B: Yes, ~~they~~ ^{they} are. Thanks!
- A: Where ~~are~~ ^{are} my glasses?
B: Are ~~these~~ ^{these} your glasses?
A: No, they're ~~not~~ ^{not}.
B: Wait! ~~Are~~ ^{are} they in your pocket?
A: Yes, ~~they~~ ^{they} are. Thanks!
- A: Where ~~are~~ ^{are} your sunglasses?
B: ~~They're~~ ^{They're} on the table.
A: No, ~~it's~~ ^{it's} not. They're ~~my~~ ^{my} sunglasses!
B: You're right. My sunglasses ~~it's~~ ^{it's} in my purse.
- A: ~~Is~~ ^{is} this my pen?
B: No, ~~it's~~ ^{it's} not. It's ~~my~~ ^{my} pen.
A: Sorry, ~~this~~ ^{this} is my pen?
B: ~~It's~~ ^{It's} on your desk.
A: Oh, you're right!

B GROUP WORK Put three of your things in a bag. Then choose three different things. Find the owner of each thing.

A: Is this your pen, Yuko?

B: No, it's not.

A: Are these your keys, Sergio?

C: Let me see. Yes, they are.

2 Yes/No and where questions with be

- In questions with *where*, the verb comes after *Where*: **Where are my sunglasses?**
(NOT: Where my sunglasses are?)

A Match the questions with the answers.

- | | |
|-------------------------------------|---------------------------|
| 1. Is that your wallet? ..e..... | a. They're in your purse. |
| 2. Are these your glasses? ..s..... | b. No, it's not. |
| 3. Where are my keys? ..a..... | c. Oh, yes, it is! |
| 4. Is this your pen? ..b..... | d. It's in my pocket. |
| 5. Where's your watch? ..d..... | e. No, they're not. |

B Complete the conversation. Use the words in the box.

are they	it is	they are	where
it	it's	this	✓ where's

- A:Where's..... my pen?
B: I don't know. Isit's..... in your book bag?
A: No,this..... not.
B: Isit is..... your pen?
A: Yes,they are..... Thanks! Now,where..... are my keys?
B:it..... on your desk?
A: Yes,are they..... Thank you!

CONVERSATION Oh, no!

⊙ Listen and practice.

- Kate: Oh, no! Where are my car keys?
Joe: I don't know. Are they in your purse?
Kate: No, they're not.
Joe: Maybe they're on the table in the restaurant.
Server: Excuse me. Are these your keys?
Kate: Yes, they are. Thank you!
Server: You're welcome. And is this your wallet?
Kate: Hmm. No, it's not. Where's your wallet, Joe?
Joe: It's in my pocket. . . . Wait a minute! That *is* my wallet!



Progress check

HOW ARE YOU?

A Complete the conversation. Use the sentences and questions in the box.

Matt: Hi. How are you?
Nicki: I'm fine, thanks. How about you?
Matt: Pretty good, thanks. My name is Matt Carlson.
Nicki: And I'm Nicki White.
Matt: It's nice to meet you, Nicki.
Nicki: Nice to meet you, too. Oh, are you in my English class?
Matt: Yes, I am.
Nicki: Well, have a good day.
Matt: See you in class.

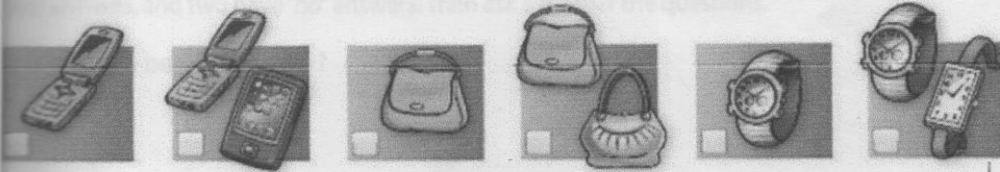
My name is Matt Carlson.
Oh, are you in my English class?
How about you?
✓ Hi. How are you?
It's nice to meet you, Nicki.
Well, have a good day.

B PAIR WORK Practice the conversation from part A. Use your own information. Then introduce your partner to a classmate.

"Malena, this is my friend. His name is Tetsu. ..."

LISTENING What's this? What are these?

Listen to the conversations. Number the pictures from 1 to 6.



I don't have the audio of the conversation.

Workbook

Complete the conversations. Use my, your, his, or her.



1. A: Hi. What's your name?
B: My name is Carla. And what's your name?
A: My name is David.

2. A: What's your name?
B: My name is Michael.
A: And what's other name?
B: His name is Sarah.

Choose the correct responses.


1. A: Hi, Daniel.
B: Hello.
• Hello.
• It's nice to meet you.
2. A: My name is Pam Walker.
B: I'm Jake Williams.
• It's Williams.
• I'm Jake Williams.
3. A: Hello, Yuko. How's it going?
B: Fine, thanks.
• Fine, thanks.
• Nice to meet you, too.
4. A: How do you spell your last name?
B: R-O-G-E-R-S.
• R-O-G-E-R-S.
• It's Rogers.
5. A: I'm Bill Delgado.
B: It's nice to meet you.
• Nice to meet you, too.
• It's nice to meet you.



Complete the conversations. Use the words in the box.

<input checked="" type="checkbox"/> am	<input checked="" type="checkbox"/> he's	<input type="checkbox"/> I'm not	<input checked="" type="checkbox"/> it's	<input checked="" type="checkbox"/> you
<input checked="" type="checkbox"/> are	<input checked="" type="checkbox"/> I'm	<input checked="" type="checkbox"/> is	<input checked="" type="checkbox"/> me	<input checked="" type="checkbox"/> you're


1. Debra: Excuse me. Are he's
James Lawson?
Kevin: No, are is over there.
Debra: Oh, you sorry.
2. Debra: Excuse me. It's you James Lawson?
James: Yes, I am.
Debra: Hi, James. My name it's
Debra Marks.
James: Oh, you're in my English class.
Debra: That's right. I'm nice to meet you.
James: Nice to meet you, too.





Complete the conversation. Use the questions in the box.

<input checked="" type="checkbox"/> What's your name?	<input checked="" type="checkbox"/> And what's your email address?
<input checked="" type="checkbox"/> And how do you spell your last name?	<input checked="" type="checkbox"/> What's your phone number?
<input checked="" type="checkbox"/> Are you Ashley Nevins?	<input checked="" type="checkbox"/> How do you spell your first name?

- A: Hi. Are you Ashley Nevins?
B: No, I'm not.
A: Oh, I'm sorry. What's your name?
B: Kerry Moore.
A: How do you spell your first name?
B: K-E-R-R-Y.
A: And how do you spell your last name?
B: M-O-O-R-E.
A: What's your phone number?
B: It's 618-555-7120.
A: And what's your email address?
B: It's kmoore19@cup.org.




Complete the questions with this or these. Then answer the questions.



1. A: What's this ?
B: It's a camera.

2. A: What's this ?
B: It's a watch.

3. A: What are these ?
B: They are earrings.



4. A: What are these ?
B: They are markers.

5. A: What are this ?
B: They are sunglasses.

6. A: What's this ?
B: It's a credential.

Complete the conversation. Use the words in the box.

<input checked="" type="checkbox"/> a	<input checked="" type="checkbox"/> 's	<input checked="" type="checkbox"/> this	<input checked="" type="checkbox"/> they	<input checked="" type="checkbox"/> you
<input checked="" type="checkbox"/> an	<input checked="" type="checkbox"/> it's	<input checked="" type="checkbox"/> these	<input checked="" type="checkbox"/> they're	<input checked="" type="checkbox"/> you're

Dana: Wow! What's this?

Chris: It's a purse.

Dana: Oh, cool. Thank 's, Chris.

Chris: You're welcome.

Eva: Now open this box.

Dana: OK. What these this?

Eva: It's a scarf.

Dana: Oh, thank you, Eva. And what are these ?

Eva: You're earrings.

Dana: Thanks! They're great!

Amy: Open this, too!

Dana: Oh, it's an umbrella. Thanks, Amy!

