

Ingles

Table synoptic

Pronouns demonstrative
MTRA. ISAIAS GOMEZ BALLINAS

PRESENTA EL ALUMNO:

Ana cristel camas alvarez

GRUPO, SEMESTRE y MODALIDAD:

Ier. Cuatrimestre "A" Lic. Enfermería Escolarizado

Pichucalco, Chiapas

25 de septiembre del 2020

Pronouns demonstrative

This

Este, esto, esta.

Ejemplos

- ✓ This is your wallet.
- ✓ This chair is very comfortable.

That

Aquel, aquello, aquella, eso, esa

Ejemplo

- ✓ That car is dirty.
- ✓ That motorbike is expensive.

These

Estos, estas.

Ejemplos

- ✓ These are my math books.
- ✓ These are your wallets.

Those

Aquellos, aquellas

Ejemplos

- ✓ Those romos are too large.
- ✓ Those my math books.

Such

Tal, tales

Ejemplos

- ✓ Such elegant clothes.
- ✓ Such a wonderful

none

Ninguno, ninguna

Ejemplos

- ✓ None of his Friends have a car
- ✓ None of have seen the movie.

1 This/these; it/they; plurals

- ▶ Don't use a contraction with *What + are*: **What are** these? (NOT: ~~What're these?~~)
- ▶ Use *this* with singular nouns: **This** is a book. Use *these* with plural nouns: **These** are earrings.

Circle the correct words.

- A: **What's** / **What are** these?
B: **It's** / **They're** my **earring** / **earrings**.
- A: **What's** / **What are** this?
B: **It's** / **They're** a / **an** cell phone.
- A: What's **this** / **these**?
B: **It's** / **They're** a / **an** address book.

GRAMMAR FOCUS

Yes/No and where questions with be

Is this your wallet?
Yes, **it is**. / No, **it's not**.

Where's your wallet?
It's in my pocket.

Are these your keys?
Yes, **they are**. / No, **they're not**.

Where are my keys?
They're on the table.

A Complete these conversations. Then practice with a partner.

- A: **Is** this your umbrella?
B: No, **it's** not.
A: **Are** these your keys?
B: Yes, **they** are. Thanks!

- A: Where **are** your sunglasses?
B: **They are** on the table.
A: No, **they're** not. They're my sunglasses!
B: You're right. My sunglasses **are** in my purse.

- A: Where **these** my glasses?
B: Are **these** your glasses?
A: No, they're **they**
B: Wait! **yes** they in your pocket?
A: Yes, **they** are. Thanks!

- A: **Is** this my pen?
B: No, **is** not. It's my pen.
A: Sorry, **where** is my pen?
B: **is** on your desk.
A: Oh, you're right!

B GROUP WORK Put three of your things in a bag. Then choose three different things. Find the owner of each thing.

A: Is this your pen, Yuko?
B: No, it's not.

A: Are these your keys, Sergio?
C: Let me see. Yes, they are.

2 Yes/No and where questions with be

► In questions with *where*, the verb comes after *Where*: **Where are** my sunglasses?
(NOT: ~~Where my sunglasses are?~~)

A Match the questions with the answers.

- | | |
|---|------------------------------|
| 1. Is that your wallet? ... c ... | a. They're in your purse. |
| 2. Are these your glasses? ... e ... | b. No, it's not. |
| 3. Where are my keys? ... a ... | c Oh, yes, it is! |
| 4. Is this your pen? ... b ... | d. It's in my pocket. |
| 5. Where's your watch? ... d ... | e. No, they're not. |

B Complete the conversation. Use the words in the box.


are they	it is	they are	where
it	it's	this	✓ where's

- A: ...Where's... my pen?
 B: I don't know. Is it is in your book bag?
 A: No, it's not.
 B: Is his your pen?
 A: Yes, are they. Thanks! Now, where are my keys?
 B: he are on your desk?
 A: Yes, they are. Thank you!

CONVERSATION Oh, no!

🎧 Listen and practice.

- Kate: Oh, no! Where are my car keys?
 Joe: I don't know. Are they in your purse?
 Kate: No, they're not.
 Joe: Maybe they're on the table in the restaurant.
- Server: Excuse me. Are these your keys?
 Kate: Yes, they are. Thank you!
 Server: You're welcome. And is this your wallet?
 Kate: Hmm. No, it's not. Where's your wallet, Joe?
 Joe: It's in my pocket. ... Wait a minute! That *is* my wallet!



Progress check

HOW ARE YOU?

A Complete the conversation. Use the sentences and questions in the box.

Matt: ..Hi..How are you?.....
Nicki: I'm fine, thanks. *how about you?*
Matt: Pretty good, thanks. *my name is matt carson*
Nicki: And I'm Nicki White.
Matt: *It's nice to meet*
Nicki: Nice to meet you, too. *oh are you in my english h*
Matt: Yes, I am. *class?*
Nicki: *well, have a good day.*
Matt: See you in class.


My name is Matt Carlson.
Oh, are you in my English class?
How about you?
✓ Hi. How are you?
It's nice to meet you, Nicki.
Well, have a good day.

B PAIRWORK Practice the conversation from part A. Use your own information. Then introduce your partner to a classmate.

"Malena, this is my friend. His name is Tetsu..."


LISTENING What's this? What are these?

🎧 Listen to the conversations. Number the pictures from 1 to 6.



Workbook

Complete the conversations. Use my, your, his, or her.



1. A: Hi. What's your name?
B: My name is Carla. And what's your name?
A: my name is David.

2. A: What's your name?
B: my name is Michael.
A: And what's your name?
B: My name is Sarah.

Choose the correct responses.

1. A: Hi, Daniel.
B: Hello.
• Hello.
• It's nice to meet you.
2. A: My name is Pam Walker.
B: I'm Jake Williams
• It's Williams.
• I'm Jake Williams.
3. A: Hello, Yuko. How's it going?
B: 1
• Fine, thanks.
• Nice to meet you, too.
4. A: How do you spell your last name?
B: 2
• R-O-G-E-R-S.
• It's Rogers.
5. A: I'm Bill Delgado.
B: 1
• Nice to meet you, too.
• It's nice to meet you.



Complete the conversations. Use the words in the box.

<input type="checkbox"/> am	<input type="checkbox"/> he's	<input type="checkbox"/> I'm not	<input type="checkbox"/> it's	<input type="checkbox"/> you
<input type="checkbox"/> are	<input type="checkbox"/> I'm	<input type="checkbox"/> is	<input checked="" type="checkbox"/> me	<input type="checkbox"/> you're

1. Debra: Excuse me. Are you James Lawson?
 Kevin: No, I'm not. he's over there.
 Debra: Oh, I'm sorry.
2. Debra: Excuse me. are you James Lawson?
 James: Yes, I am.
 Debra: Hi, James. My name is Debra Marks.
 James: Oh, you're in my English class.
 Debra: That's right. It's nice to meet you.
 James: Nice to meet you, too.



Complete the conversation. Use the questions in the box.

<input type="checkbox"/> What's your name?	<input type="checkbox"/> And what's your email address?
<input type="checkbox"/> And how do you spell your last name?	<input type="checkbox"/> What's your phone number?
<input checked="" type="checkbox"/> Are you Ashley Nevins?	<input type="checkbox"/> How do you spell your first name?

- A: Hi. Are you Ashley Nevins?
 B: No, I'm not.
 A: Oh, I'm sorry. what's your name
 B: Kerry Moore.
 A: How do you spell your first name
 B: K-E-R-R-Y.
 A: And how do you phone number
 B: M-O-O-R-E.
 A: what's your phone number
 B: It's 618-555-7120.
 A: and what's your email address
 B: It's kmoore19@cup.org.



Complete the questions with this or these. Then answer the questions.



1. A: What's this ?
B: It's a camera .
2. A: What's this ?
B: It's a clock .
3. A: What are these ?
B: these are earrings .



4. A: What are these ?
B: these are markers .
5. A: What are these ?
B: these are glasses .
6. A: What's this ?
B: this is an ID .

Complete the conversation. Use the words in the box.

<input type="checkbox"/> a	<input type="checkbox"/> 's	<input type="checkbox"/> this	<input type="checkbox"/> they	<input type="checkbox"/> you
<input type="checkbox"/> an	<input checked="" type="checkbox"/> it's	<input type="checkbox"/> these	<input type="checkbox"/> they're	<input type="checkbox"/> you're

- Dana: Wow! What's this?
Chris: It's a purse.
Dana: Oh, cool. Thank you , Chris.
Chris: you welcome.
Eva: Now open this box.
Dana: OK. What s this?
Eva: It's A scarf.
Dana: Oh, thank you, Eva. And what are these ?
Eva: they 're earrings.
Dana: Thanks! they're great!
Amy: Open this, too!
Dana: Oh, it's A umbrella. Thanks, Amy!

