

Introduction – It's nice to meet you

GRAMMAR FOCUS

The verb be

<p> <i>Es</i> - I'm Jennifer Miller. <i>Tu eres</i> - You're in my class. <i>Ella es</i> - She's in our class. (Jennifer is in our class.) <i>El es</i> - He's over there. (Steven is over there.) <i>Es</i> - It's Miller. (My last name is Miller.) </p>	<p> Are you Steven Carson? Yes, I am. No, I'm not. How are you? I'm fine. </p>	<p> I'm = I am You're = You are He's = He is She's = She is It's = It is </p>
--	---	---

A Complete the conversation with the correct words in parentheses. Then practice with a partner.

- David: Hello, Jennifer. How are (is / are) you?
 Jennifer: I'm (She's / I'm) fine, thanks.
 David: You are (I'm / It's) sorry – what's your name again?
 Jennifer: My name (He's / It's) David – David Medina.
 David: That's right! David, this you're (is / am) Sarah Conner.
 Jennifer: She's (She's / He's) in our math class.
 David: Hi, Sarah. I'm (I'm / It's) nice to meet you.
 Sarah: Hi, David. I think I am (you're / I'm) in my English class, too.
 David: Oh, right! Yes, I it's (are / am).

2 The verb be

- ▶ In questions, the *be* verb comes before the noun or pronoun: **Is he** your teacher?
- ▶ Don't use contractions in short answers with Yes: Are you in my class? Yes, **I am**. (NOT: Yes, I'm.)

Complete the conversations. Use the words in the box.

✓ am ✓ I'm - Es soy ✓ it's - Es ✓ she's - Ella es
 ✓ are ✓ I am - Soy ✓ I'm not - No soy ✓ you're - Tu eres

- A: Excuse me. Are you Patty Wilson?
 B: No, I'm am over there.
 A: OK. Thanks.
- A: Hi. Are you're Patty Wilson?
 C: Yes, she's.
 A: Oh, good. I am Sergio Baez. It's in my English class.
 C: Yes, I you I'm not nice to meet you.

GRAMMAR FOCUS

My, your, his, her

What's **your** name?
What's **his** name?
What's **her** name?

My name is Taylor.
His name is Michael.
Her name is Jennifer.

What's = What is

A Complete the conversations. Use *my, your, his, or her*.



1. A: Hello. What's ~~your~~ name?
B: Hi. My name is Antonio.
What's His name?
A: Her name is Nicole.



2. A: What's your name?
B: My name is Michael.
A: And what's Her name?
B: His name is Jennifer.

1 My, your, his, her

- Use *his* with males and *her* with females: **His** name is David. (NOT: ~~Her name is David.~~) **Her** name is Maria. (NOT: ~~His name is Maria.~~)

Complete the conversations with *my, your, his, or her*.

1. A: Hello. My name is Carlos.
B: Hi, Carlos. What's his last name?
A: It's Gonzales.
B: How do you spell your last name? Is it G-O-N-Z-A-L-E-Z?
A: No, it's G-O-N-Z-A-L-E-S. And what's his name?
B: My name is Bill Powers. Nice to meet you.
2. A: What's Ms. Robinson's first name?
B: his first name is Katherine. Or her nickname is Katie.
A: I'm sorry. What's your first name again?
B: It's Katherine. And what's Mr. Weber's first name?
A: My first name is Peter.
B: That's right. And his nickname is Pete

A Listen and practice.

Jennifer: Excuse me. Are you Steven Carson?

David: No, I'm not. He's over there.

Jennifer: Oh, I'm sorry.



Jennifer: Steven? This is your book.

Steven: Oh, thank you. You're in my class, right?

Jennifer: Yes, I am. I'm Jennifer Miller.



Steven: Hey, David, this is Jennifer. She's in our math class.

David: Hi, Jennifer.

Jennifer: Hi, David. Nice to meet you.



B GROUP WORK Greet a classmate. Then introduce him or her to another classmate.

"Hey, Ming, this is ..."

B Complete the conversations. Then practice in groups.

Nicole: Excuse me. Are you Steven Carson?

David: No, I'm not. My name is David Medina. Steven is over there.

Nicole: Oh, sorry.

Nicole: What's her name?

Steven: Yes, I know her.

Nicole: Hi, my name is Nicole Johnson.

Steven: Oh, he's in my math class, right?

Nicole: Yes, I will.

Steven: Am nice to meet you.



C CLASS ACTIVITY Write your name on a piece of paper. Put the papers in a bag. Then take a different paper. Find the other student.

A: Excuse me. Are you Jin-sook Cho?

B: No, I'm not. She's over there.

A: Hi. Are you Jin-sook Cho?

C: Yes, I am.

1 This/these; it/they; plurals

- ▶ Don't use a contraction with *What + are*: **What are** these? (NOT: *What're these?*)
- ▶ Use *this* with singular nouns: **This** is a book. Use *these* with plural nouns: **These** are earrings.

Circle the correct words.

- A: **What's** / **What are** these?
B: **It's** / **They're** my earring / earrings.
- A: **What's** / **What are** this?
B: **It's** / **They're** a / an cell phone.
- A: What's **this** / **these**?
B: **It's** / **They're** a / an address book.

GRAMMAR FOCUS

Yes/No and where questions with be

Is this your wallet?

Yes, **it is**. / No, **it's not**.

Where's your wallet?

It's in my pocket.

Are these your keys?

Yes, **they are**. / No, **they're not**.

Where are my keys?

They're on the table.

A Complete these conversations. Then practice with a partner.

1. A: Is this your umbrella?

B: No, it's not.

A: Where these your keys?

B: Yes, they are. Thanks!

2. A: Where is it so my glasses?

B: Are those your glasses?

A: No, they're mine.

B: Wait! Are those they in your pocket?

A: Yes, those are. Thanks!

3. A: Where is it so your sunglasses?

B: They are on the table.

A: No, those not. They're my sunglasses!

B: You're right. My sunglasses is it so in my purse.

4. A: Have you this my pen?

B: No, that not. It's my pen.

A: Sorry, yes it is my pen?

B: It was on your desk.

A: Oh, you're right!

B GROUP WORK Put three of your things in a bag. Then choose three different things. Find the owner of each thing.

A: Is this your pen, Yuko?

B: No, it's not.

A: Are these your keys, Sergio?

C: Let me see.

ARTICLES Classroom objects

Listen. Complete these sentences with *a* or *an*.



1. This is an book.

articles
an + vowel sound
a + consonant sound



2. This is a eraser.



4. This is an marker.



5. This is an notebook.



6. This is a clock.

GRAMMAR FOCUS

This/these, it/they; plurals




This is **a** clock.



What's **this**?
 It's **an** earring.

It's - It is
 They're - They are



These are **clocks**.



What are **these**?
 They're earrings.

Complete these conversations. Then practice with a partner.



1. A: What are these?
 B: They're keys.

2. A: What is this?
 B: It's a map.

3. A: What are they?
 B: They are suitcases.



4. A: What you wear on?
 B: It is a watch, your wrist.

5. A: What are you wearing?
 B: An umbrella.

A: What are you wearing?
 B: I'm wearing sunglasses.

2 Yes/No and where questions with be

- In questions with *where*, the verb comes after *Where*: **Where are my sunglasses?**
(NOT: *Where my sunglasses are?*)

A Match the questions with the answers.

- | | |
|---|---------------------------|
| 1. Is that your wallet? ... <u>e</u> ... | a. They're in your purse. |
| 2. Are these your glasses? ... <u>b</u> ... | b. No, it's not. |
| 3. Where are my keys? ... <u>a</u> ... | c. Oh, yes, it is! |
| 4. Is this your pen? ... <u>e</u> ... | d. It's in my pocket. |
| 5. Where's your watch? ... <u>d</u> ... | e. No, they're not. |

B Complete the conversation. Use the words in the box.

are they ✓	it is ✓	they are ✓	where ✓
it	it's ✓	this ✓	✓ where's

- A: ...Where's... my pen?
B: I don't know. Is ...where... in your book bag?
A: No, ...It is... not.
B: Is ...they are... your pen?
A: Yes, ...are they... Thanks! Now, ...this... are my keys?
B: ...It's... on your desk?
A: Yes, ...It... Thank you!

CONVERSATION Oh, no!

◉ Listen and practice.

- Kate: Oh, no! Where are my car keys?
Joe: I don't know. Are they in your purse?
Kate: No, they're not.
Joe: Maybe they're on the table in the restaurant.
- Server: Excuse me. Are these your keys?
Kate: Yes, they are. Thank you!
Server: You're welcome. And is this your wallet?
Kate: Hmm. No, it's not. Where's your wallet, Joe?
Joe: It's in my pocket. ... Wait a minute! That is my wallet!



WORD POWER Prepositions; article the

8 Listen and practice.

Where are **the** keys?
The keys are **in** the box.



in



in front of



behind



on



next to



under

9 Complete these sentences. Then listen and check your answers.



The books are in the
book bag.




2. The cell phone is on
the dresser.



3. The map is complicated.



The chair is uncomfortable.



5. The wallet is on the
notebook.



6. The sunglasses are in
the bag.

PAIR WORK Ask and answer questions about the pictures in part B.

Where are the books?
They're in the book bag.

WHERE ARE JOE'S THINGS?

PAIR WORK Now help Joe find his things. Ask and answer questions.

~~umbrella~~

~~cell phone~~

~~newspaper~~

~~umbrella~~

~~notebook~~

~~glasses~~

~~notebook~~


~~wallet~~

A: Where's his briefcase?

B: It's on the table.

Cuaderno

Billetera



Progress check

HOW ARE YOU?

A Complete the conversation. Use the sentences and questions in the box.

Matt: Hi. How are you?
Nicki: I'm fine, thanks. How about you?
Matt: Pretty good, thanks. My name is Matt Carlson.
Nicki: And I'm Nicki White.
Matt: It's nice to meet you, Nicki.
Nicki: Nice to meet you, too. Oh, are you in my English class?
Matt: Yes, I am.
Nicki: Well, have a good day.
Matt: See you in class.

- ✓ My name is Matt Carlson.
- ✓ Oh, are you in my English class?
- ✓ How about you?
- ✓ Hi. How are you?
- ✓ It's nice to meet you.
- Well, have a good day.

B PAIR WORK Practice the conversation from part A. Use your own information. Then introduce your partner to a classmate.

"Malena, this is my friend. His name is Tetsu..."

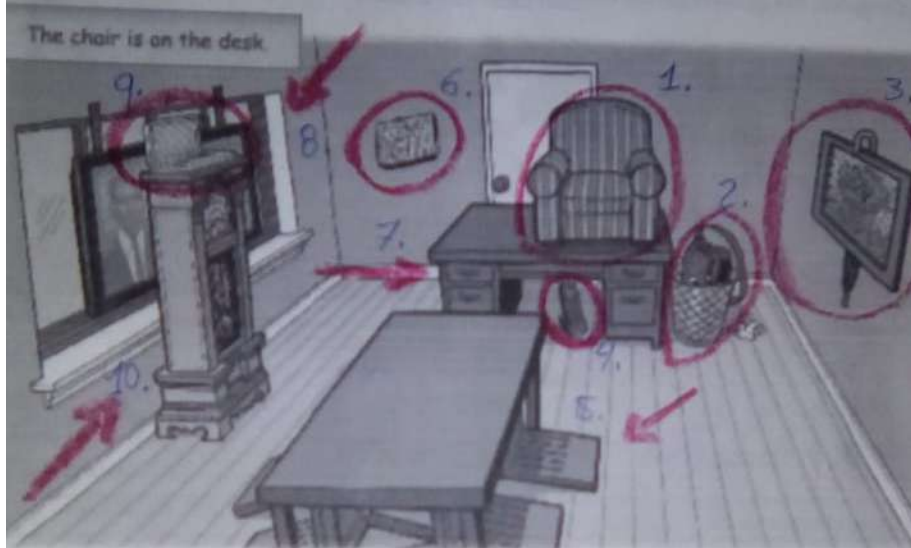
LISTENING What's this? What are these?

Listen to the conversations. Number the pictures from 1 to 6.



WHAT'S WRONG WITH THIS ROOM?

What's wrong with this room? Make a list. Find 10 things.



PAIR WORK Ask and answer *Where* questions at the picture.

A: Where's the chair?
B: It's on the desk.

YES OR NO GAME

Ask five yes/no questions about the picture in Exercise 1. Three have "yes" answers, and two have "no" answers. Then ask a partner the questions.

Is the chair behind the clock?
a. It isn't.

1. The sofa above the cabinet.
2. A backpack in the Garbage.
3. There an umbrella behind a frame.
4. On object under the cabinet.
5. Chairs under the table.
6. A newspaper stucked on the wall.
7. Furniture next to the door.
8. Television stucked in the window.
9. Laptop above the clock.
10. Clock behind the television.

Workbook

Complete the conversations. Use my, your, his, or her.



- A: Hi, What's your name?
B: My name is Carla. And what's your name?
A: My name is David.



2. A: What's his name?
B: My name is Michael.
A: And what's or her name?
B: My name is Sarah.

Choose the correct responses.

- A: Hi, Daniel.
B: Hello.
• Hello.
• It's nice to meet you.
- A: My name is Pam Walker.
B: I'm Jake Williams.
• It's Williams.
• I'm Jake Williams.
- A: Hello, Yuko. How's it going?
B: Fine, thanks.
• Fine, thanks.
• Nice to meet you, too.
- A: How do you spell your last name?
B: It's Rogers.
• R-O-G-E-R-S.
• It's Rogers.
- A: I'm Bill Delgado.
B: It's nice to meet you.
• Nice to meet you, too.
• It's nice to meet you.



Complete the conversations.



1. A: Hello, Mr. Jones.
B: good morning, Susan.
How are you?
A: Very OK, thank you.
Good

2. A: Hi. How are you today Mrs. Stein?
B: I'm just Mrs. Stein thank you.
How about what if
we go out Smith?
A: Pretty day Smith, thanks.



3. A: How's it you day Tim?
B: Great. what's are you doing?
A: Pretty good.



Complete the conversations. Use the words in the box.

- | | | | | |
|---|--|---|--|--|
| <input checked="" type="checkbox"/> am | <input checked="" type="checkbox"/> he's | <input checked="" type="checkbox"/> I'm not | <input checked="" type="checkbox"/> it's | <input checked="" type="checkbox"/> you |
| <input checked="" type="checkbox"/> are | <input checked="" type="checkbox"/> I'm | <input checked="" type="checkbox"/> is | <input checked="" type="checkbox"/> me | <input checked="" type="checkbox"/> you're |

1. Debra: Excuse me. Are I'm James Lawson?
 Kevin: No, are. It's over there.
 Debra: Oh, I'm not sorry.
2. Debra: Excuse me. is you James Lawson?
 James: Yes, I he's.
 Debra: Hi, James. My name you're Debra Marks.
 James: Oh, you in my English class.
 Debra: That's right. am nice to meet you.
 James: Nice to meet you, too.



Complete the conversation. Use the questions in the box.

- | | |
|--|---|
| <input checked="" type="checkbox"/> What's your name? | <input checked="" type="checkbox"/> And what's your email address? |
| <input checked="" type="checkbox"/> And how do you spell your last name? | <input checked="" type="checkbox"/> What's your phone number? |
| <input checked="" type="checkbox"/> Are you Ashley Nevins? | <input checked="" type="checkbox"/> How do you spell your first name? |

- A: Hi. Are you Ashley Nevins?
 B: No, I'm not.
 A: Oh, I'm sorry. And how do you spell your last name?
 B: Kerry Moore.
 A: What's your name?
 B: K-E-R-R-Y.
 A: How do you spell your first name?
 B: M-O-O-R-E.
 A: And what's your email address?
 B: It's kmoore19@cup.org.
 A: What's your phone number?
 B: It's kmoore19@cup.org.



Complete the questions with this or these. Then answer the questions.



1. A: What's this ?
B: It's a camera.

2. A: What's this ?
B: It's a watch.

3. A: What are this ?
B: are some earrings.



4. A: What are this ?
B: They are some down.

5. A: What are this ?
B: are few lenses.

6. A: What's this ?
B: It's a card.

Complete the conversation. Use the words in the box.

- | | | | | |
|--|--|---|---|--|
| <input checked="" type="checkbox"/> a | <input checked="" type="checkbox"/> 's | <input checked="" type="checkbox"/> this | <input checked="" type="checkbox"/> they | <input checked="" type="checkbox"/> you |
| <input checked="" type="checkbox"/> an | <input checked="" type="checkbox"/> it's | <input checked="" type="checkbox"/> these | <input checked="" type="checkbox"/> they're | <input checked="" type="checkbox"/> you're |

Dana: Wow! What's this?
Chris: It's a purse.
Dana: Oh, cool. Thank these, Chris.
Chris: They're welcome.
Eva: Now open this box.
Dana: OK. What on this?
Eva: It's 's scarf.
Dana: Oh, thank you, Eva. And what are you're ?
Eva: a 're earrings.
Dana: Thanks! you great!
Amy: Open this, too!
Dana: Oh, it's they umbrella. Thanks, Amy!



Hello and good-bye!

A Complete the conversations. Use the words in parentheses.

1. A: Hi _____
(Hi. / Excuse me.) How are you?

B: I'm fine, thanks.

2. A: Hello _____
(Hello. / Good-bye.)

B: See you tomorrow.

3. A: Excuse me _____
(Excuse me. / Thank you.) Are you Soo-m?

B: Yes, I am.

4. A: Good evening _____
(Good evening. / Good night.)

B: Hello.

What are these things?

A What's in the picture? Write the things.

1. a bag
2. a pocket umbrella
3. a laptop
4. a cellphone
5. a book
6. a briefcase
7. a hair brush
8. a bin



B What's in the picture? Write sentences.

1. This is a bag
2. This is a pocket umbrella
3. This is a laptop
4. This is a cellphone
5. This is a book
6. This is a briefcase
7. This is a hair brush
8. This is a bin.



Complete the conversations.



1. A: Where is my English dictionary?
B: Is on in your book bag?
A: No, it's not here.
B: Wait a minute. are it on the desk?
A: Yes, I am is. Thank you!



2. A: What's this my newspaper?
B: No, It's not.
It's my newspaper.
A: Sorry. Where is my newspaper?
B: Is those under your chair?
A: Oh, yes it was. Thanks.



3. A: Where are my glasses?
B: Are some in your purse?
A: No, they're not.
B: Is so they on your desk?
A: Hmm. Yes, I found are. Thanks.
them



4. A: You've my pens on
seen your desk?
B: No, they're not. Sorry.
A: Hmm. those are my pens?
B: What's they in your pocket?
A: Let me see. Yes, they are.
Thank you!

Complete the sentences. Use the prepositions in the box.

behind in in front of next to on under



1. The wallet is in
the purse.



2. The chair is behind
the desk.



3. The glasses are on
the chair.



4. The cell phone is under
the table.



5. The map is in front of
the briefcase.



6. The keys are next to
the umbrella.

Where are these things?

Look at the picture. Write questions and answers about the things in parentheses.



1. Where is the briefcase? (briefcase) A: Where are the keys (keys)
B: It is next to the television. C: Keys
2. Where is the books? (books) A: Where is the camera (camera)
B: Under the table. C: Camera
3. Where is the cell (cell phone) A: Where are the sunglasses (sunglasses)
B: In front of the television. C: Sunglasses
4. Where are the sunglasses? (sunglasses) A: Where are the sunglasses (sunglasses)
B: Behind the sofa. C: Sunglasses