



Nombre de alumno: Lourdes jazmin perez perez.

Nombre del profesor: juan Manuel Jaime días.

Nombre del trabajo: Weekly Activity #3 Unit 1

Materia: ingles "1"

Grado: primer cuatrimestre.

Grupo: "a"

Introduction – It's nice to meet you

GRAMMAR – ARTICLES (“a” and “an”)

En inglés, los artículos indeterminados son **"a" y "an"** (que equivalen en español a los artículos "un", "una").

- **Cuando el sustantivo** que acompaña al artículo **empieza por consonante (o una vocal con sonido de consonante)**, se emplea el artículo **"a"**

(**a** car = un coche / **a** book = un libro / **a** useful thing = una cosa útil).

- **Cuando el sustantivo** que acompaña al artículo **empieza por vocal (o una consonante con sonido vocal como "h" que no se pronuncia)**, se emplea el artículo **"an"**

(**an** apple = una manzana / **an** office = una oficina / **an** hour = una hora)



Exercise 1. Complete these sentences with a or an – Completa las oraciones usando “a” or “an”



1. This is **an**..... book.



2. This is **an**..... eraser.

3. This is **an**..... English book.



4. This is **an**..... marker.



5. This is **a**..... notebook.



6. This is **an**..... clock.

GRAMMAR – Los demonstrative determiners (“this” and “these”)

Los demonstrative determiners se utilizan mayoritariamente para especificar o señalar a personas, animales o cosas en función de su proximidad o lejanía teniendo en cuenta la posición del hablante.

THIS - Esto/e/a

THESE - Estos/as

Los **demonstrative determiners** en inglés **no** hacen distinción de **género** (masculino/femenino) pero **sí de número** (singular/plural).

Los demonstrative determiners se utilizan según la situación y el número, principalmente teniendo en cuenta la posición del hablante:

PROXIMIDAD	
singular	plural
<p>THIS (Esto/e/a)</p> <p>Se utiliza cuando hablamos de un solo elemento que se encuentra a poca distancia del hablante.</p>  <p>THIS vase is very expensive. Este libro</p>	<p>THESE (Estos/as)</p> <p>Se usa cuando hablamos de más de un elemento que se encuentra a poca distancia del hablante.</p>  <p>THESE shoes are old. Estos libros</p>

También utilizamos los determinantes demostrativos cuando introducimos a alguien o preguntamos por alguien a través del teléfono, utilizando las construcciones This is.../These are respectivamente:

 <p>Hi Mary. This is my boyfriend, Ron. Hola Mary. Este es mi novio, Ron.</p>	 <p>Hello Miss, these are my parents. Hola señorita, estos son mis padres.</p>
--	--

Cuando el demostrativo aparece acompañado de un nombre, se categoriza como un adjetivo porque especifica el elemento del que estamos hablando.







This apple is mine.
Esta manzana es mía.



These are original.
Estos son originales.

This/these, it/they; plurals

	This is a clock.		What's this ? It's an earring.	It's = It is They're = They are
	These are clocks.		What are these ? They're earrings.	

1 This/these; it/they; plurals

- ▶ Don't use a contraction with *What + are*: **What are** these? (NOT: *What're* these?)
- ▶ Use *this* with singular nouns: **This is** a book. Use *these* with plural nouns: **These are** earrings.

No usamos la contracción para *What + are*: **Forma correcta** What are these?

Forma incorrecta: What's are these

Para *What + is* **si** lo Podemos contraer.

Exercise 2. Encierra en un círculo la forma correcta.

1. A: What's / What are these?
B: It's / They're my earring / earrings.
2. A: What's / What are this?
B: It's / They're a an cell phone.
3. A: What's this / these?
B: It's / They're a an address book.

Exercise 3. Complete these conversations – Completa las siguientes conversaciones.



1. A: What are these ?
B: They're keys..... .



2. A: What Is this ?
B: It's a map..... .



3. A: What Is they ?
B: They are backpacks..... .



4. A: What Is the object ?
B: It is a watch..... .



5. A: What Is this ?
B: It's an umbrella..... .



6. A: What Are they ?
B: They are glasses..... .

GRAMMAR – Where question / preguntas con “donde”

Yes/No and where questions with be

Is this your wallet?
Yes, **it is**. / No, **it's not**.

Where's your wallet?
It's in my pocket.

Are these your keys?
Yes, **they are**. / No, **they're not**.

Where are my keys?
They're on the table.

Where – Donde?

Where is - Singular

Where are - Plural

Exercise 4. Complete these conversations – Completa las siguientes conversaciones.

1. A: is this your umbrella?
B: No, are not.
A: is these your keys?
B: Yes, are are. Thanks!

3. A: Where are your sunglasses?
B: is on the table.
A: No, are not. They're *my* sunglasses!
B: You're right. My sunglasses is in my purse.

2. A: Where are my glasses?
B: Are are your glasses?
A: No, they're is
B: Wait! are they in your pocket?
A: Yes, are are. Thanks!

4. A: is this my pen?
B: No, are not. It's *my* pen.
A: Sorry. are is my pen?
B: is on your desk.
A: Oh, you're right!

Exercie 5. Complete these exercises – Completa los siguientes ejercicios.

2 Yes/No and *where* questions with *be*

► In questions with *where*, the verb comes after *Where*: **Where are** my sunglasses?
(NOT: ~~Where my sunglasses are?~~)

A Match the questions with the answers.

- | | |
|---|---------------------------|
| 1. Is that your wallet? ^c | a. They're in your purse. |
| 2. Are these your glasses? ^b | b. No, it's not. |
| 3. Where are my keys? ^a | c. Oh, yes, it is! |
| 4. Is this your pen? ^e | d. It's in my pocket. |
| 5. Where's your watch? | e. No, they're not. |

B Complete the conversation. Use the words in the box.

are they	it is	they are	where
it	it's	this	✓ where's

A:^{Where's}..... my pen?

B: I don't know. Is^{This}..... in your book bag?

A: No,^{where}..... not.

B: Is^{It is}..... your pen?

A: Yes,^{It's}..... . Thanks! Now,^{it}..... are my keys?

B:^{They are}..... on your desk?

A: Yes,^{Are they}..... . Thank you!