



**Nombre de alumno: Arely Anahy Landa
Bueno**

**Nombre del profesor: Juan Manuel Jaime
Díaz**

Nombre del trabajo: Weekly Activity #1 Unit 3

Materia: Ingles

Grado: primero

Grupo: A

Comitán de Domínguez Chiapas a 7 de nov de 2020.

CLOTHES FOR WORK



CLOTHES FOR LEISURE



Exercise 1. Translate to spanish the vocabulary above – Traduce al español el vocabulario de arriba.

- | | |
|-------------------------------|------------------------------|
| 1. Tie - corvata | 1.Hat-sombrero o gorro |
| 2. Coat- Saco | 2.Sweater-sueter |
| 3. Shirt- camisa | 3.Gloves-guantes |
| 4. Belt- Cinturón | 4.Jeans-pantalones |
| 5. Jacket -Chaqueta | 5.Boots-botas |
| 6. Pants -pantalon | 6.Cap-gorra |
| 7. Suit- Traje | 7.T-shirt- camiseta |
| 8. Shoes -zapatos | 8.Shorts- pantalones cortos |
| 9. Scarf -bufanda | 9.Socks-calsetines |
| 10. Blouse-blusa | 10. Sneakers-zapatillas |
| 11. Skirt -falda | 11.Pajamas-pillamas |
| 12. high heels- tacones altos | 12.Swimsuits- trajes de baño |
| 13. raicoat-impermeable | |
| 14. Dress - vestido | |

Exercise2. Complete the chart with the vocabulary above – Completa la tabla con el vocabulario de arriba.

Clothes for warm weather (Ropa para climacalido)

Clothes for warm weather (Ropa para clima frio)

Dress,	Hat,
Blouse	Coat
. Skirt	Gloves
T-shirt	.Jeans
Shorts	Scarf
.Swuimsuits	Sweater

Colors

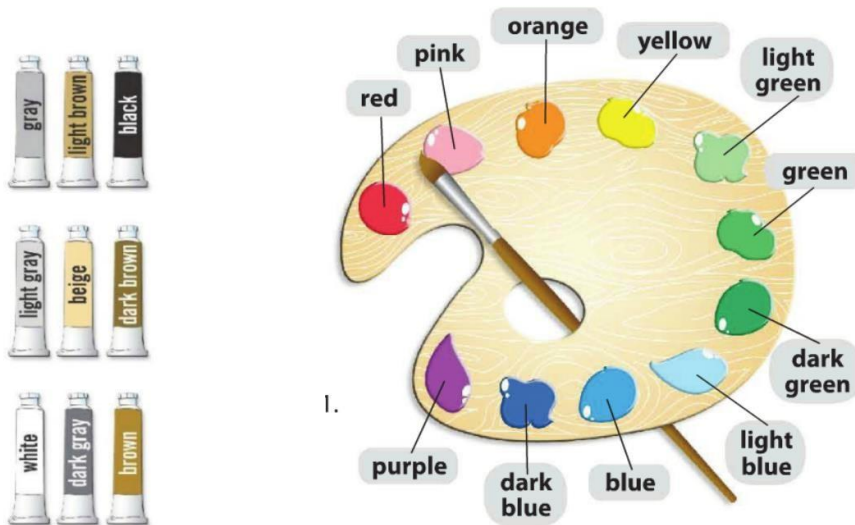
Los colores /The colors son parte fundamental del vocabulario en inglés porque nos permiten describir todo lo que vemos, como el cielo o un delicioso helado.

¿Cómo nombrar las tonalidades en los colores?

Cada vez que hagas referencia a un tono claro sobre algún color, puedes hacer uso de la palabra light, que significa claro, en español. Por ejemplo:

My favorite color is light blue, like the sky in the morning.

Mi color favorito es el azul claro, como el cielo en la mañana.



Azul	Blue
Rosa	Pink
Amarillo	Yellow
Morado	Purple
Rojo	Red
Verde	Green
Naranja	Orange
Blanco	White
Gris	Gray
Negro	Black

Grammar – Possessives

Possessives

Adjectives

my
your
 These are **his** socks.
her
our
their

Pronouns

mine
yours
 These socks are **his**.
hers
ours
theirs

Names

Pat's blouse /s/
Julie's jeans /z/
Rex's T-shirt /ɪz/
Whose blouse is this? It's **Pat's**.
Whose jeans are these? They're **Julie's**.

Los posesivos se clasifican en dos tipos según su función en la oración.

1. Possessive Adjectives

Gramaticalmente funciona como un artículo determinativo del sustantivo al que acompaña, por lo tanto, siempre va antes del objeto.

Ejemplos:

My car is blue. (Mi coche es azul.)

His house is big. (Su casa es grande.)

Possessive Adjectives (En función de artículo determinativo del sujeto)	Ejemplo
my <i>mi(s)</i>	This is my house. <i>Ésta es mi casa.</i>
your <i>tu(s), de ti / su(s), de usted</i>	This is your book. <i>Éste es tu libro. / Éste es su libro.</i>
his <i>su(s), de él</i>	This is his bicycle. <i>Ésta es su bicicleta.</i>
her <i>su(s), de ella</i>	This is her dress. <i>Éste es su vestido.</i>
its <i>su(s)</i>	The dog doesn't like to be on its own . <i>El perro no le gusta estar solo.</i>
our <i>nuestro(s), de nosotros</i>	These are our suitcases. <i>Éstas son nuestras maletas.</i>

your <i>vuestro(s) / su(s), de ustedes</i>	These are your seats. <i>Éstos son vuestros asientos. / Éstos son sus asientos.</i>
their <i>su(s), de ellos</i>	These are their books. <i>Éstos son sus libros.</i>

Nota: Sólo utilizamos el pronombre posesivo “**its**” con el adjetivo “**own**”.

1. Possessive Pronoun

Gramaticalmente funciona como un pronombre en función de complemento directo. Siempre va al final de la oración.

Ejemplos:

The blue car is **mine**. (El coche azul es mío.)

The big house is **his**. (La casa grande es suya.)

Pronombres posesivos (en función de pronombre)	Ejemplo
mine <i>mío(s)</i>	<i>_ This book is mine. Este libro es mío.</i>
yours <i>tuyo(s) / suyo(s)</i>	<i>_ Is this book yours? ¿Este libro es tuyo? / ¿Este libro es suyo?</i>
his <i>suyo(s)</i>	<i>_ This bicycle is his. Esta bicicleta es de él.</i>
hers <i>suyo(s)</i>	<i>_ The dress is hers. El vestido es de ella.</i>
its <i>su(s)</i>	<i>_ The house is its (the cat's). La casa es suya (del gato).</i>
ours <i>nuestro(s)</i>	<i>_ These suitcases are ours. Las maletas son nuestras.</i>
yours <i>vuestro(s) / suyo(s)</i>	<i>_ These seats are yours. Estos asientos son vuestros. / Estos asientos son suyos.</i>
theirs <i>suyo(s)</i>	<i>_ This pencil is theirs. Este lápiz es de ellos.</i>

Exercise2. Complete the conversation – Completa la conversación, revisa el ejemplo.

1 Possessives

- ▶ The noun comes after a possessive adjective: This is **my** T-shirt.
- ▶ Don't include the noun after a possessive pronoun: This T-shirt is **mine**.
- ▶ *Whose* can be used with singular and plural nouns: **Whose** bag is this? **Whose** keys are these?

Complete the conversations. Use the words in the boxes. There are two extra words in each box.

his mine my your yours ✓ whose

1. A:*Whose*..... jacket is this? Is it**yours**..... , Phil?
B: No, it's not**mine**..... . Ask Nick. I think it's**his**..... .

her our ours your yours

2. A: These aren't**our**..... books. Are they**yours**..... ?
B: No, they're not**ours**..... . Maybe they're Young-min's.

her hers their theirs whose

3. A:**whose**..... sweaters are these? Are they Julie's?
B: No, they're not**her**..... sweaters. But these shorts are**hers**..... .

Exercise3. Complete the conversation – Completa la conversación, revisa el ejemplo.

1. A: Hey! These aren't~~our~~..... (our / ours) clothes!
B: You're right.**ours**..... (Our / Ours) are over there.
2. A: These aren't**my**..... (my / mine) gloves. Are they**yours**.... (your / yours)?
B: No, they're not**mine**.... (my / mine). Ask Sally. Maybe they're**hers**..... (her / hers).
3. A:**whose** (Whose / Yours) T-shirts are these? Are they Julie's and Pat's?
B: No, they're not**their**.... (their / theirs) T-shirts. But these socks are**theirs**.. (their / theirs). And these shorts are**yours**.... (your / yours).

Exercise 4. Select the correct answer.

This car is his car. This car is his.

- a) he
- b) her
- c) his
- d) hers

This house is our house. This house is we.

- a) our
- b) ours
- c) we
- d) its

This hat is my hat. This hat is mine.

- a) I
- b) me
- c) mine
- d) its

This is your bike. This bike is yours.

- a) you
- b) your
- c) yours
- d) yours w

This is his dog. This dog is hers.

- a) her
- b) his

- c) hers
- d) she

These are their children. These children are theirs.

- a) theirs
- b) them
- c) they
- d) their



Nombre de alumno: Osiel Palacios López

**Nombre del profesor: Juan Manuel Jaime
Díaz**

Nombre del trabajo: WeeklyActivity #2Unit3

Materia: Ingles

Grado: primero

Grupo: A

Comitán de Domínguez Chiapas a 02 de noviembre de 2020.

Grammar –Present continuos and conjuntions

Present continuous statements; conjuntions

I'm	I'm not	OR:
You're	You're not	You aren't
She's wearing shoes.	She's not	She isn't wearing boots.
We're	We're not	We aren't
They're	They're not	They aren't
It's snowing.	It's not	It isn't raining.

Conjunctions

It's snowing,
and it's windy.
It's sunny,
but it's cold.
It's windy,
so it's very cold.

Contractios.

I am	I'm	Yo soy/estoy
You are	You're	Tu eres/estas
He is	He's	El es/esta
She is	She's	Ella es/esta
It is	It's	Esto es/esta
We are	We're	Nosotros somos/estamos
You are	You're	Ustedes son/están
They are	They're	Ellos son/están
I am not	I'm not	Yo no soy/estoy
You are not	You're not	Tu no eres/estas
He is not	He's not	El no es/esta

She is not	She's not	She isn't	Ella no es/esta
It is not	It's not	It isn't	Esto no es/esta
We are not	We're not	We aren't	Nosotros no somos/estamos
You are not	You're not	You aren't	Ustedes no son/están
They are not	They're not	They aren't	Ellos no son/están

Grammar - Conjunctions "and", "but" & "so"

Conjunctions are words which connect sentences or groups of words. Some learners know

them as connectors or joining words.

One type of conjunction is the coordinating conjunction, which gives equal importance to the words or sentences that it connects.

Functions of coordinating conjunctions **and** – the

same, similar or equal; without contrast

His favorite snacks are cakes **and** biscuits. **so**

–for showing the consequence of something

He was very hungry, **so** he ate all the cake.

but – for contrast

I eat cake, **but** I never eat biscuits; I don't like them. **for** – for

explaining why [more formal and less common than because]

He's overweight, **for** he eats too many cakes and biscuits.

and – the same, similar or equal; without contrast

His favourite snacks **are** cakes and biscuits. **nor** – for two non-

contrasting grammatically negative items (not + not)

He doesn't eat cake, **nor** does he eat biscuits.

[= He doesn't eat cake and he doesn't eat biscuits.] **or**

– before an alternative

Would you like cake **or** biscuits with your coffee?

yet – contrast, despite something [synonyms = nevertheless, but, still]

He's overweight and feels terrible, **yet** he continues to eat lots of cakes and biscuits. [He's overweight, but still he continues to eat lots of cakes and biscuits.]

Exercise 1. Complete these sentences with the conjunctions "and", "but" or "so". Completa las oraciones usando la conjunción "and", "but" ó "so"

1. He's wearing jeans and sneakers, **and** he's wearing a T-shirt.
2. It's very cold outside, **but** I'm not wearing a coat.
3. Her skirt is blue, **and** her blouse is blue, too.
4. It's raining, **and** I need an umbrella.
5. He's wearing an expensive suit, **but** he's wearing sneakers.
6. It's summer and it's very sunny, **so** it's hot.

Grammar - Present continuos.

Para formar el presente continuo se utiliza el verbo auxiliar "to be" y el verbo+ing.

Sujeto	Auxiliar (to be)	Verbo+ing
I	Am	talking, eating, learning, doing, going...
he, she, it	is	talking, eating, learning, doing, going...
you, we, they	are	talking , eating, learning, doing, going...

Structure (Estructura)

1. Affirmative Sentences (Frases afirmativas)

Sujeto + verbo auxiliar (to be) + verbo+ing.

Ejemplos:

I'm talking. (Estoy hablando.)

He's eating. (Está comiendo.)

They're learning. (Están aprendiendo.)

2. Negative Sentences (Frases negativas)

Sujeto + verbo auxiliar (to be) + auxiliar negativo (not) + verbo+ing.

Ejemplos:

I'm not talking. (No estoy hablando.)

He's not [He isn't] eating. (No está comiendo.)

3. Interrogative Sentences (Frases interrogativas)

Verbo auxiliar (to be) + sujeto + verbo+ing?

Ejemplos:

Are you talking? (¿Estás hablando?)

Is he eating? (¿Está comiendo?)

Are they learning? (¿Están aprendiendo?)

Uses (Usos)

1. El presente continuo se utiliza para hablar sobre algo que está pasando en el momento en el que hablamos.

Ejemplos:

I'm studying now. (Estoy estudiando ahora.)

He's eating at the moment. (Está comiendo en este momento.)

Is it raining? (¿Está lloviendo?)

2. También lo usamos para hablar de algo que está sucediendo en la actualidad pero no necesariamente cuando hablamos. En este caso, se utilizan expresiones de tiempo como "currently", "lately" o "these days".

Ejemplos:

They're learning English. (Están aprendiendo inglés.)

She's currently looking for a job. (Actualmente está buscando un trabajo.)

Are you working much lately? (¿Estás trabajando mucho últimamente?)

3. Usamos el presente continuo para hablar de algo que está ya decidido que se hará en el futuro próximo. Su uso indica que es bastante seguro que lo planificado sucederá.

Ejemplos:

I'm going to the party tonight. (Voy a la fiesta esta noche.)

He's not [He isn't] coming to class tomorrow. (No viene a la clase mañana.)

Are you working next week? (¿Trabajas la semana que viene?)

- ▶ The present continuous is the present of *be* + verb + *-ing*: **It's raining.**
She's **wearing** shoes.
- ▶ The two negative contractions mean the same: **He's not/He isn't** wearing a coat. **We're not/We aren't** wearing gloves.

Exercise 2. Cambia las oraciones afirmativas a negativas y las oraciones negativas a afirmativas.

Change the affirmative sentences to negative sentences. Change the negative sentences to affirmative sentences.

1. Mr. and Mrs. Lee are wearing hats. *Mr. and Mrs. Lee aren't wearing hats.*
2. It isn't raining. **It is raining**
3. I'm wearing sunglasses. **I don't sunglasses**
4. You're wearing a new suit. **You aren't wearing a new suit.**
5. Michiko isn't wearing gloves. **Michiko if you wearing gloves**

Exercise 3. Escribe las oraciones usando las palabras en paréntesis.



1. Hugo is wearing a tie. (tie)
2. Todd and Alicia are wearing boots. (boots)
3. Chul-woo wears a t-shirt (T-shirt)
4. Maggie wears a skirt (skirt)
5. Maya wears a dress (dress)
6. Maya wears sneakers (sneakers)
7. Todd is wearing a scarf (scarf)
8. Hugo and Todd are wearing hats (hats)

GRAMMAR FOCUS Present continuous Wh-questions



Los Angeles 4:00 A.M.

What's Victoria doing?
She's **sleeping** right now.



Mexico City 6:00 A.M.

What's Marcos doing?
It's 6:00 A.M., so he's **getting up**.



New York City 7:00 A.M.

What are Sue and Tom doing?
They're **having** breakfast.




Brasília 9:00 A.M.

What's Célia doing?
She's **going** to work.



London 12:00 noon

What are Jim and Ann doing?
It's noon, so they're **eating** lunch.



Moscow 3:00 P.M.

What's Andrei doing?
He's **working**.



Bangkok 7:00 P.M.

What's Permsak doing?
He's **eating** dinner right now.



Tokyo 9:00 P.M.

What's Hiroshi doing?
He's **checking** his email.



Your city 00:00

What are you doing?
It's . . . I'm . . .

2 Present continuous Wh-questions

- ▶ Use the present continuous to talk about actions that are happening right now: What **are** you **doing**? I'm **talking** to you!
- ▶ In questions, the *be* verb comes before the subject: What **are you** doing?
- ▶ To form the continuous of verbs ending in *-e*, drop the *e* and add *-ing*:
have → having.
- ▶ For verbs ending in vowel + consonant, double the consonant and add *-ing*:
get → getting.

Exercise 4. Escribe una conversación escribiendo que están haciendo las personas usando las palabras en paréntesis.

What are the people doing? Write conversations. Use the words in parentheses.

- A: *What's Steve doing?*..... (Steve)
B: *He's watching TV.*..... (watch TV)
- A: **What are Jon and Megan doing ?**..... (Jon and Megan)
B: **They are taking a walk**..... (take a walk)
- A: **What are you doing?**..... (you)
B: **I am write conversations**..... (write conversations)
- A: **What is Cris doing?**..... (Chris)
B: **He is call Asheley**..... (call Ashley)
- A: **What are you and Taylor doing?**..... (you and Taylor)
B: **We are shopping**..... (shop)
- A: **What is Sara doing?**..... (Sara)
B: **She is have dinner**..... (have dinner)
- A: **What are Victor and Sam doing?**..... (Victor and Sam)
B: **They are running in the park**..... (run in the park)
- A: **What are you and Paulo doing?**..... (you and Paulo)
B: **We are chatting online**..... (chat online)



Nombre de alumno: Osiel Palacios López

**Nombre del profesor: Juan Manuel Jaime
Díaz**

Nombre del trabajo: Weekly Activity #3 Unit 3

Materia: Ingles

PASIÓN POR EDUCAR

Grado: Primero

Grupo: A

Comitán de Domínguez Chiapas a 09 de noviembre de 2020

Grammar – Weand Seasonsther a

Weather and Seasons Around the World



It's spring in Brazil.



It's warm. It's very sunny.



It's summer in South Korea.



It's raining. It's hot and humid.



It's fall in the U.S.



It's cool. It's cloudy and windy.



It's winter in Russia.



It's snowing. It's very cold.



Source: Yahoo! Travel

What season is it now?
What's the weather like today?
What's your favorite season?



SEASONS AND WEATHER

It is winter



It is spring



It is summer



It is autumn



DECEMBER

JANUARY

FEBRUARY

MARCH

APRIL

MAY

JUNE


JULY

AUGUST

SEPTEMBER

OCTOBER

NOVEMBER



sun - sunny

The sun is shining brightly. It is sunny.


snow - snowy

It is snowing.
It is snowy.



storm - stormy

It is storming.
It is stormy.



cloud - cloudy

There are clouds in the sky.
It is cloudy.
It is partly cloudy.




rain - rainy

It is raining.
It is rainy.



wind - windy

The wind is blowing.
It is windy.



fog - foggy

There is a fog
It is foggy.



ld

The weather is cold.
It is cold.



lot

The weather is hot.
It is hot.



Warm

The weather is warm.
It is warm.



WINTER

Children skate and ski. They play snowballs and make a snowman. It is very cold

Summer holidays are over. Children go to school. The sky is grey. It is rainy.

AUTUMN

SPRING

Children sail toy-boats. Trees and grass are green. The sky is blue. It is sunny.

Children swim in the river. Trees and grass are green. There are many beautiful flowers

SUMMER

Exercise 1. What season is it? How is the weather? Write two sentences about each picture.

¿Qué estación es? ¿Como está el clima? Escribe dos oraciones acerca de cada figura.



1. It's winter.
It's very cold.



2. It's spring
It's warm weather



3. It's summer
It's very hot



4. It's autumn
It is semi warm climate



5. It's summer
It's hot



6. It's winter
It's very cold

Grammar - Present continuous.

What time is it?



It's one **o'clock**.



It's one-oh-five.
It's five **after** one.



It's one-fifteen.
It's **a quarter after** one.



It's one-thirty.



It's one-forty.
It's twenty **to** two.



It's one forty-five.
It's **a quarter to** two.

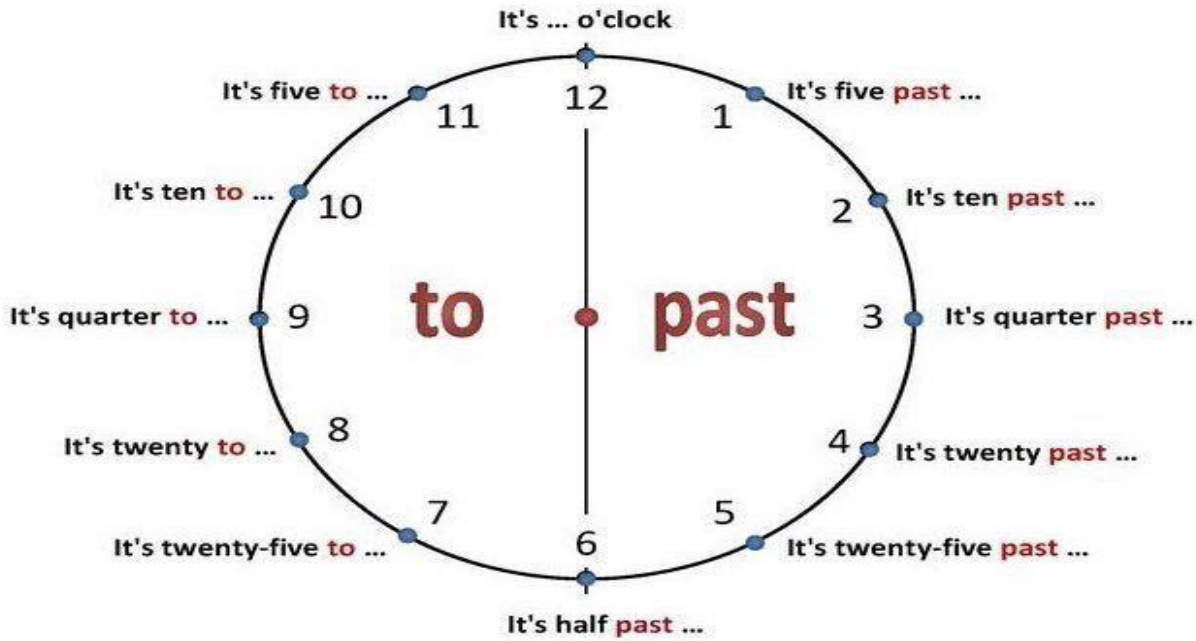
TO (las... menos...)

It's... **o'clock**

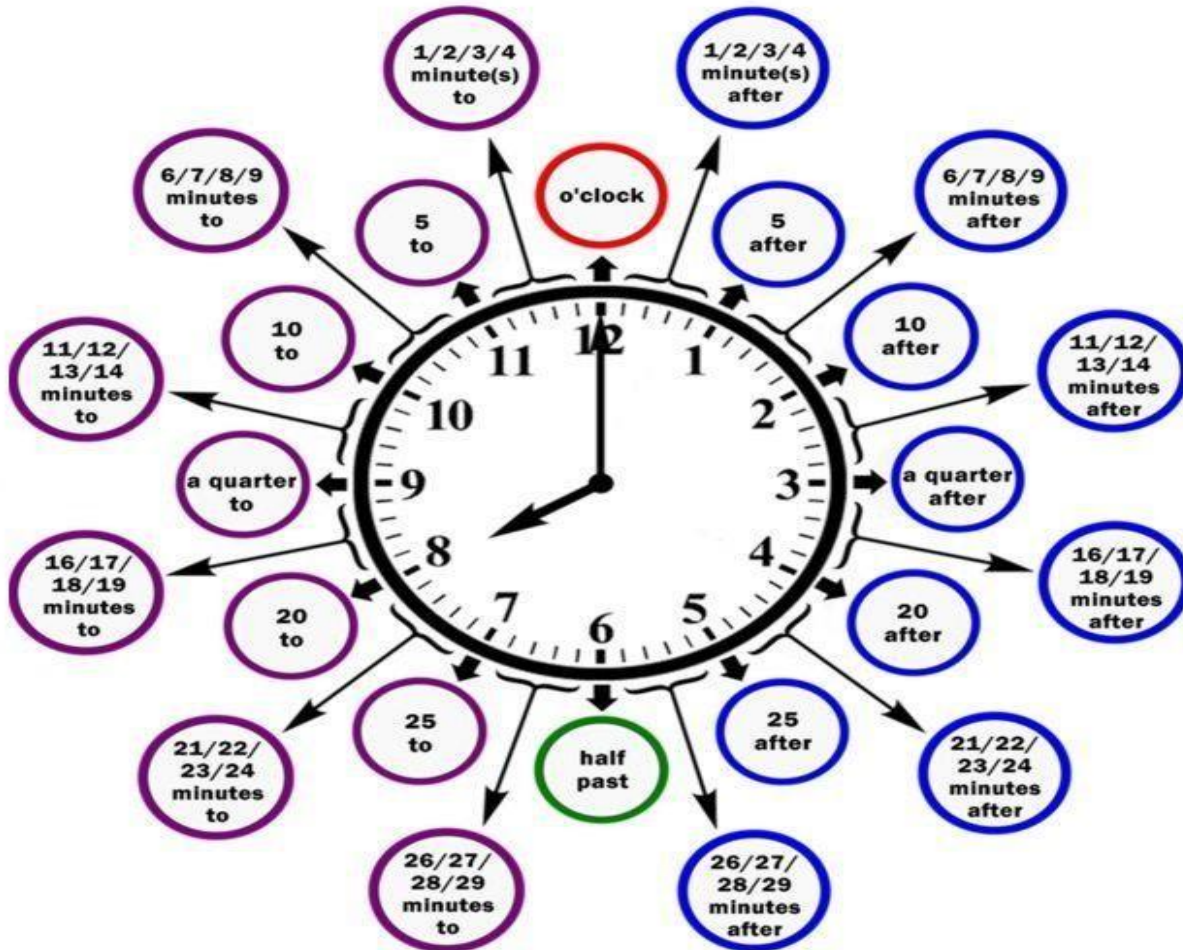
PAST (las... y...)



Son las.....



It's twenty to five = Son las 5 menos veinte



Ver video en youtube para la explicación de las horas:

https://www.youtube.com/watch?v=ItXtQGHnp1E&feature=emb_logo&ab_channel=DianaPerez

Is it A.M. or P.M.?



It's seven (o'clock)
in the morning.
It's 7:00 A.M.



It's twelve (o'clock).
It's 12:00 P.M.
It's **noon.**



It's four (o'clock)
in the afternoon.
It's 4:00 P.M.



It's seven (o'clock)
in the evening.
It's 7:00 P.M.



It's ten (o'clock) **at night.**
It's 10:00 P.M.



It's twelve (o'clock) **at night.**
It's 12:00 A.M.
It's **midnight.**

Exercise 2. What time is it? Use the sentences in the box. ¿Que hora es?, usa las oraciones en la caja.

- It's five-oh-five.
 It's twenty after nine.
 It's ten to eight.
 It's a quarter after one.
 It's eight after six.
 It's a quarter to three.



1. It's twenty after nine.



2. It's ten to eight



3. It's a quarter after one



4. It's five-oh-five



It's a quarter to three



6. It's eight after six

Exercise 3. What time is it in each city? Write the time in two different ways. ¿Que hora es en cada ciudad? Escribe la hora en dos formas diferentes

1. It's 10:00 a.m. in Los Angeles.
It's ten o'clock in the morning.

2. It's 8:00 a.m. In the ...
It's eight o'clock in the morning

3. It's 9:00 a.m. in los ...
It's nine o'clock in the morning

4. It's 11:00 a.m. In los Dever
It's eleven o'clock In the morning

5. It's 12:00 noon In los Mexico city
It's twelve o'clock o the dod

6. It's 1:00 p.m. In the satiago and lima
It's one o'clock In the afternoon

It'S 2:00 p.m in los ...

It's two o'clock In the afternoon

It' 3:00 p.m in Rio

It's three o'clock In the a afternoon

