



PASIÓN POR EDUCAR

Nombre de alumnos: Keila Elizabeth Velasco Briceño

Nombre del profesor: Ana Laura Culebro Torres

Nombre del trabajo: Actividad 2, 3 y 4.

Materia: Ingles IV

Grado: 4 Cuatrimestre

Grupo: B

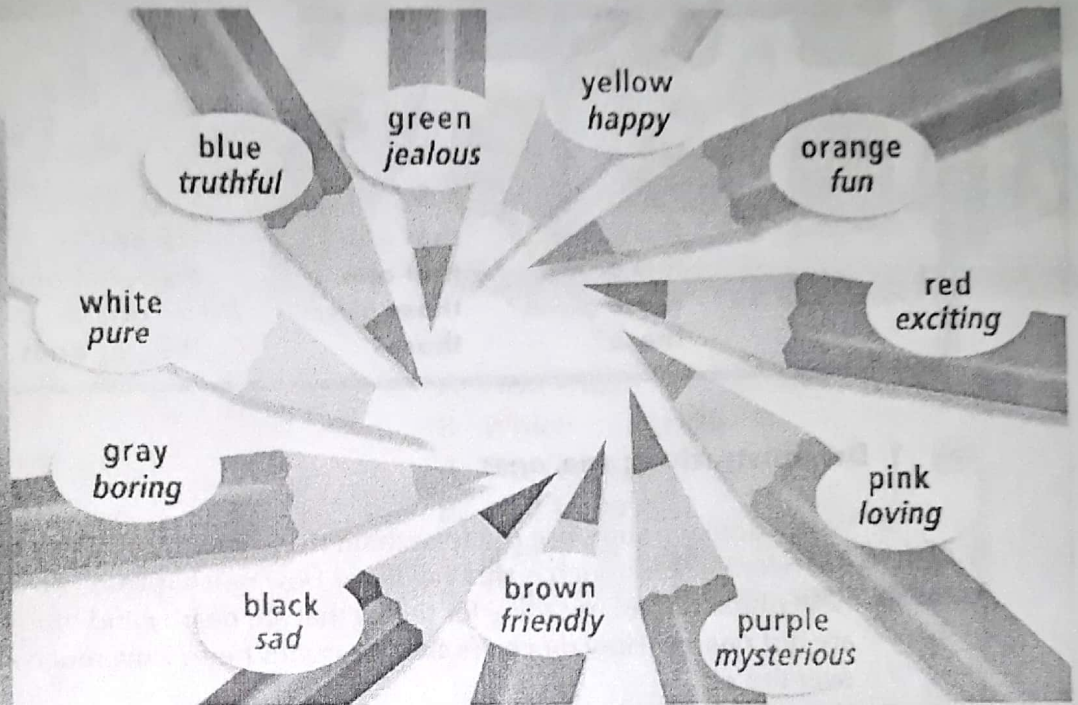
PASIÓN POR EDUCAR

Comitán de Domínguez Chiapas a 17 de septiembre del 2020.

How much is it?

1 SNAPSHOT

The Meaning of Colors in the United States



Sources: Based on information from: Think Quest, Hewlett-Packard, *The Meaning of Color*

Which words have a positive meaning? Which have a negative meaning?
What meanings do these colors have for you?
What does your favorite color make you think of?

2 CONVERSATION *It's really pretty.*

A Listen and practice.

Salesclerk: Can I help you?

Customer: Yes, thank you. How much are these gloves?

Salesclerk: The gray ones? They're \$18.

Customer: Oh, that's not bad. Do they come in black?

Salesclerk: No, sorry, just gray.

Customer: OK. Um, how much is that scarf?

Salesclerk: Which one? The blue and orange one?

Customer: No, the yellow one.

Salesclerk: Let's see... it's \$24.95.

Customer: It's really pretty. I'll take it.



B Listen to the rest of the conversation. What else does the customer look at? Does she buy it?

3 GRAMMAR FOCUS

Demonstratives; one, ones



How much is	this scarf?	that scarf?	Which one ?	It's \$24.95.
	this one ?	that one ?	The yellow one	
How much are	these gloves?	those gloves?	Which ones ?	They're \$18.
	these ?	those ?	The gray ones .	

Saying prices

79¢	= seventy-nine cents
\$18	= eighteen dollars
\$24.95	= twenty-four ninety-five

1 Demonstratives; one, ones

- ▶ With singular nouns, use *this* for a thing that is nearby and *that* for a thing that is not nearby: How much is **this** cap here? How much is **that** cap over there?
- ▶ With plural nouns, use *these* for things that are nearby and *those* for things that are not nearby: How much are **these** earrings here? How much are **those** earrings over there?
- ▶ Use *one* to replace a singular noun: I like the red hat. → I like the red **one**. Use *ones* to replace plural nouns: I like the green bags. → I like the green **ones**.


→ Circle the correct words.

- A: Excuse me. How much are **this** these shoes?
 B: It's **They're** \$279.
 A: And how much is **this** that bag over there?
 B: **It's** / **They're** only \$129.
 A: And are the two gray **one** / ones \$129, too?
 B: No. **That** / Those are only \$119.
 A: Oh! This / **That** store is really expensive.
- A: Can I help you?
 B: Yes, please. I really like **these** / those jeans over there. How much is it **are they**?
 A: Which **one** / ones? Do you mean **this** / these?
 B: No, the black **one** / ones.
 A: Let me look. Oh, **it's** / they're \$35.99.
 B: That's not bad. And how much is **this** / that sweater here?
 A: It's / **They're** only \$9.99.

Tarea 1

A Complete these conversations. Then practice with a partner.

1



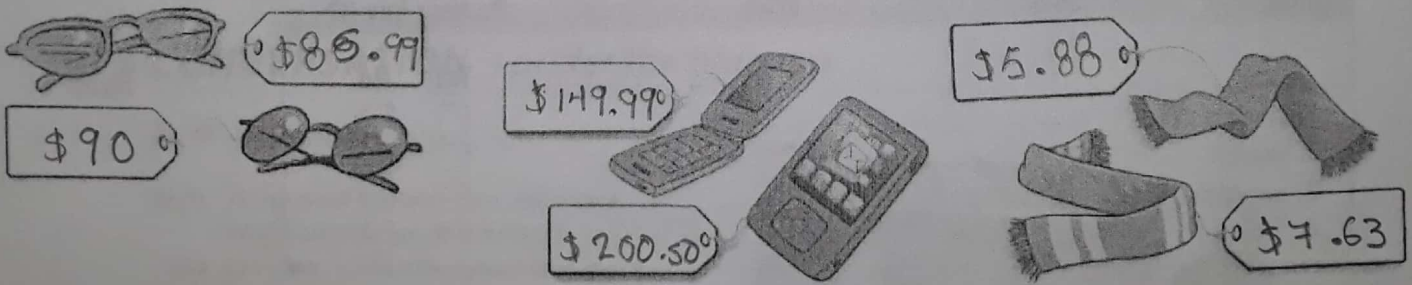
A: Excuse me. How much are these jeans?
 B: Which ones? Do you mean these?
 A: No, the light blue these.
 B: Oh, they are \$59.95.
 A: Wow! That's expensive!

2



A: How much is that backpack?
 B: Which one?
 A: The red one.
 B: It's \$36.99. But that green one is only \$22.25.
 A: That's not bad. Can I see it, please?

B PAIR WORK Add prices to the items. Then ask and answer questions.



A: How much are these sunglasses?
 B: Which ones?
 A: The pink ones.
 B: They're \$86.99.
 A: That's expensive!

useful expressions	
That's cheap.	→ Eso es barato
That's reasonable	→ Eso es razonable
That's OK/not bad.	→ Eso está bien / eso no está mal.
That's expensive	→ Eso es caro.