

ARTICLES Classroom objects

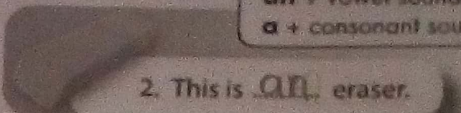
an - an
a - un
un
a - un
an - an

A Listen. Complete these sentences with *a* or *an*.

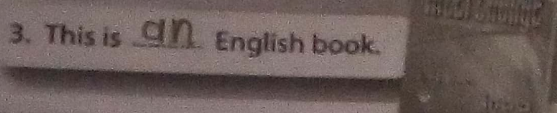
articles
an + vowel sound
a + consonant sound




1. This is a book.



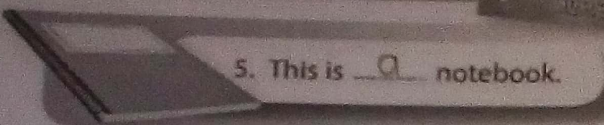
2. This is an eraser.



3. This is an English book.



4. This is a marker.



5. This is a notebook.



6. This is a clock.

GRAMMAR FOCUS

This/these, it/they; plurals




This is **a** clock.



What's **this**?
It's **an** earring.

It's = It is
They're = They are



These are **clocks**.



What **are these**?
They're **earrings**.

Complete these conversations. Then practice with a partner.



1. A: What are these?
B: They're keys.

2. A: What 's this?
B: It's a map.

3. A: What are these?
B: They're backpacks.



4. A: What 's this?
B: It's a watch.

5. A: What 's this?
B: It's an umbrella.

6. A: What are these?
B: They're sunglasses.

Complete the questions with this or these. Then answer the questions.



1. A: What's this ?
B: It's a camera.

2. A: What's this ?
B: It's a watch.

3. A: What are these ?
B: They're earrings.



4. A: What are these ?
B: They're markers.

5. A: What are these ?
B: They're sunglasses.

6. A: What's this ?
B: It's a document.

Complete the conversation. Use the words in the box.

- | | | | | |
|--|--|--------------------------------|--|--|
| <input checked="" type="checkbox"/> a | <input checked="" type="checkbox"/> 's | <input type="checkbox"/> this | <input checked="" type="checkbox"/> they | <input checked="" type="checkbox"/> you |
| <input checked="" type="checkbox"/> an | <input checked="" type="checkbox"/> it's | <input type="checkbox"/> these | <input type="checkbox"/> they're | <input checked="" type="checkbox"/> you're |

Dana: Wow! What's this?

Chris: It's a purse.

Dana: Oh, cool. Thank these, Chris.

Chris: You're welcome.

Eva: Now open this box.

Dana: OK. What 's this?

Eva: It's a scarf.


Dana: Oh, thank you, Eva. And what are you ?

Eva: They're earrings.


Dana: Thanks! They're great!

Amy: Open this, too!


Dana: Oh, it's an umbrella. Thanks, Amy!



Complete the conversations.



1. A: Where is my English dictionary?
 B: Is this in your book bag?
 A: No, it's not.
 B: Wait a minute. what's it on the desk?
 A: Yes, It is. Thank you!



2. A: what's this my newspaper?
 B: No, is not.
 It's my newspaper.
 A: Sorry. It' is my newspaper?
 B: Is not under your chair?
 A: Oh, yes, it 's. Thanks.



3. A: Where is my glasses?
 B: Are these in your purse?
 A: No, they're not.
 B: what's they on your desk?
 A: Hmm. Yes, you are. Thanks.



4. A: what's my pens on
 your desk?
 B: No, is not. Sorry.
 A: Hmm. you are my pens?
 B: what's they in your pocket?
 A: Let me see. Yes, they 're.
 Thank you!

Complete the sentences. Use the prepositions in the box.

behind in in front of next to on under



1. The wallet is in the purse.



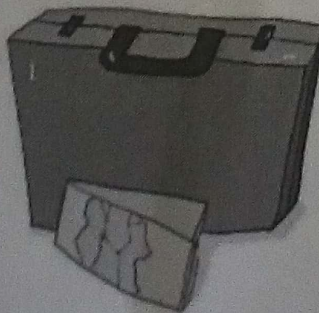
2. The chair is behind the desk.




3. The glasses are on the chair.



4. The cell phone is under the table.




5. The map is in front of the briefcase.



6. The keys are next to the umbrella.

Where are these things?

A Look at the picture. Write questions and answers about the things in parentheses.



1. A: Where is the briefcase? (briefcase)
B: It's next to the television.
2. A: Where are the books? (books)
B: They're under the table.
3. A: Where is the cell phone? (cell phone)
B: The cell phone is in the bag.
4. A: Where are the keys? (keys)
B: It's on top of the suitcase.
5. A: Where is the camera? (camera)
B: It is in front of the television.
6. A: Where are the sunglasses? (sunglasses)
B: They are behind the couch.