



**Nombre de alumno: Marvin damian
Santiago Gomez**

Nombre del profesor: Juan manuel jaime

Nombre del trabajo: Weekly Activity #3 Unit 1

Materia: Ingles 1

Grado: 1

Grupo: a

Introduction – It's nice to meet you

GRAMMAR – ARTICLES (“a” and “an”)

En inglés, los artículos indeterminados son **"a" y "an"** (que equivalen en español a los artículos "un", "una").

- **Cuando el sustantivo** que acompaña al artículo **empieza por consonante (o una vocal con sonido de consonante)**, se emplea el artículo **"a"**

(**a** car = un coche / **a** book = un libro / **a** useful thing = una cosa útil).

- **Cuando el sustantivo** que acompaña al artículo **empieza por vocal (o una consonante con sonido vocal como "h" que no se pronuncia)**, se emplea el artículo **"an"**

(**an** apple = una manzana / **an** office = una oficina / **an** hour = una hora)



Exercise 1. Complete these sentences with a or an – Completa las oraciones usando “a” or “an”



1. This is **a** book.



2. This is **an** eraser.

3. This is **an** English book.



4. This is **a** marker.



5. This is **a** notebook.



6. This is **a** clock.

GRAMMAR – Los demonstrative determiners (“this” and “these”)

Los demonstrative determiners se utilizan mayoritariamente para especificar o señalar a personas, animales o cosas en función de su proximidad o lejanía teniendo en cuenta la posición del hablante.

THIS - Esto/e/a

THESE - Estos/as

Los **demonstrative determiners** en inglés **no** hacen distinción de **género** (masculino/femenino) pero **sí de número** (singular/plural).

Los demonstrative determiners se utilizan según la situación y el número, principalmente teniendo en cuenta la posición del hablante:

PROXIMIDAD	
singular	plural
<p>THIS (Esto/e/a)</p> <p>Se utiliza cuando hablamos de un solo elemento que se encuentra a poca distancia del hablante.</p>  <p>THIS</p> <p>This vase is very expensive. Este libro</p>	<p>THESE (Estos/as)</p> <p>Se usa cuando hablamos de más de un elemento que se encuentra a poca distancia del hablante.</p>  <p>THESE</p> <p>These shoes are old. Estos libros</p>

También utilizamos los determinantes demostrativos cuando introducimos a alguien o preguntamos por alguien a través del teléfono, utilizando las construcciones This is.../These are respectivamente:

 <p>Hi Mary. This is my boyfriend, Ron. Hola Mary. Este es mi novio, Ron.</p>	 <p>Hello Miss, these are my parents. Hola señorita, estos son mis padres.</p>
--	--

Cuando el demostrativo aparece acompañado de un nombre, se categoriza como un adjetivo porque especifica el elemento del que estamos hablando.







This apple is mine.
Esta manzana es mía.



These are original.
Estos son originales.

This/these, it/they; plurals

 <p>This is a clock.</p>	 <p>What's this? It's an earring.</p>	<p>It's = It is They're = They are</p>
 <p>These are clocks.</p>	 <p>What are these? They're earrings.</p>	

1 This/these; it/they; plurals

- ▶ Don't use a contraction with *What + are*: **What are** these? (NOT: What're these?)
- ▶ Use *this* with singular nouns: **This is** a book. Use *these* with plural nouns: **These are** earrings.

No usamos la contracción para What + are: **Forma correcta** What are these?

Forma incorrecta: What's are these

Para What + is **si** lo Podemos contraer.

Exercise 2. Encierra en un círculo la forma correcta.

1. A: **What's** / **What are** these?
B: **It's** / **They're** my earring / earrings.
2. A: **What's** / **What are** this?
B: **It's** / **They're** a / an cell phone.
3. A: What's **this** / **these**?
B: **It's** / **They're** a / an address book.

Exercise 3. Complete these conversations – Completa las siguientes conversaciones.



1. A: What are these ?
B: They're keys..... .



2. A: What Is this ?
B: It's a map..... .



3. A: What Are these ?
B: They're backpacks..... .



4. A: What Is this ?
B: It's a watch..... .



5. A: What Is this ?
B: It's an umbrella..... .



6. A: What Are these ?
B: They're glasses..... .

GRAMMAR – Where question / preguntas con “donde”

Yes/No and where questions with be

Is this your wallet?
Yes, **it is**. / No, **it's not**.

Where's your wallet?
It's in my pocket.

Are these your keys?
Yes, **they are**. / No, **they're not**.

Where are my keys?
They're on the table.

Where – Donde?

Where is - Singular

Where are - Plural

Exercise 4. Complete these conversations – Completa las siguientes conversaciones.

1. A: Is this your umbrella?
B: No, It's not not.
A: Where are these your keys?
B: Yes, They are are. Thanks!

3. A: Where Are a your sunglasses?
B: They're on the table.
A: No, They're not not. They're *my* sunglasses!
B: You're right. My sunglasses they are in my purse.

2. A: Where are my glasses?
B: Are They're your glasses?
A: No, they're A glasses
B: Wait! Where are they in your pocket?
A: Yes, they are. Thanks!

4. A: Where is this my pen?
B: No, It's not. It's *my* pen.
A: Sorry. It is my pen?
B: They're on your desk.
A: Oh, you're right!

Exercie 5. Complete these exercises – Completa los siguientes ejercicios.

2 Yes/No and *where* questions with *be*

► In questions with *where*, the verb comes after *Where*: **Where are** my sunglasses?
(NOT: ~~Where my sunglasses are?~~)

A Match the questions with the answers.

- | | |
|---|---------------------------|
| 1. Is that your wallet? ^c | a. They're in your purse. |
| 2. Are these your glasses? ^e | b. No, it's not. |
| 3. Where are my keys? ^a | c. Oh, yes, it is! |
| 4. Is this your pen? ^b | d. It's in my pocket. |
| 5. Where's your watch? ^d | e. No, they're not. |

B Complete the conversation. Use the words in the box.

are they	it is	they are	where
it	it's	this	✓ where's

A:^{Where's}..... my pen?

B: I don't know. Is^{this}..... in your book bag?

A: No,^{It's}..... not.

B: Is^{where}..... your pen?

A: Yes,^{It is}..... . Thanks! Now,^{where}..... are my keys?

B:^{Are they}..... on your desk?

A: Yes,^{They are}..... . Thank you!