



**Nombre de alumno: Roxana Geraldine
Hernández Gálvez**

**Nombre del profesor: Juan Manuel Jaime
Díaz**

**Nombre del trabajo: Weekly Activity #1 Unit
2**

Materia: Ingles I

PASIÓN POR EDUCAR

Grado: 1er cuatrimestre

Grupo: "A" Licenciatura en Arquitectura

Grammar - Prepositions of Place

Prepositions of place are used to show where something is located and they are always found after the principal verb, regardless of the verb tense. These prepositions are **most often used with the verb “to be”**.

Next to (beside)

Meaning: adjacent or by the side of.

Use: “Next to” and “beside” can be used interchangeably as the meaning is the same. The use of one over the other depends on the speaker and the context.

Examples:

The supermarket is next to the bank or The supermarket is beside the bank
Sit next to me or Sit beside me.

By

Meaning: in proximity to, near.

Use: “by” may be used in the same contexts as “Next to” or “beside”, but the meaning is closer to “near” rather than directly adjacent.

Examples:

I sit by the window.
Our house is by the river.

BETWEEN

Meaning: in the time or space that separates.

Examples:

The shop is between the bank and the train station.
She is standing between Peter and John.

BEHIND

Meaning: in back of, to the rear of.

Examples:

The church is behind the school.
He is standing behind you.

IN FRONT OF

Meaning: the opposite of behind.

Examples:

The hotel is in front of the station.

Laura is standing in front of you.

UNDER

Meaning: below or beneath, implying the object is covered by something.

Examples:

The ball is under the chair.

The dog is under the tree.

IN

Use (place): "In" is used to indicate both open and closed spaces. We use this preposition to indicate that something is included within the limits of something, a closed space or the interior of something in a physical sense. As we can see from the following examples "in" can also be used to indicate the geographical location of something.

Examples:

The cat is in the box.

I found your address in the phone book.

Use (time): is used with months, years, periods of time, seasons and parts of the day.

Examples:

I always run in the mornings.

I will see him in a week.

She was born in 1976.

AT

Use (place): "At" is used in front of buildings such as "home", "the airport", "university". It is also used before "to", "bottom", and "the end of" as well as to indicate events such as meetings, parties, concerts, sports events, etc. "At" is also used after the verb "arrive" when we are referring to places other than cities or countries.

Examples:

He is at home.

I always visit my sister at work

She will see him at the theatre

Use (time): We used "At" before the hour or holidays.

Examples:

He runs every morning at 6.

I will see them at Christmas.

ON

Use (place): "On" is used with surfaces, when we are referencing a location within a room, such as the ceiling or the wall, or to indicate that someone is inside a mode of transport or on the floor of a building.

Examples:

The pen is on the table.

They have a photograph of Paris on the wall

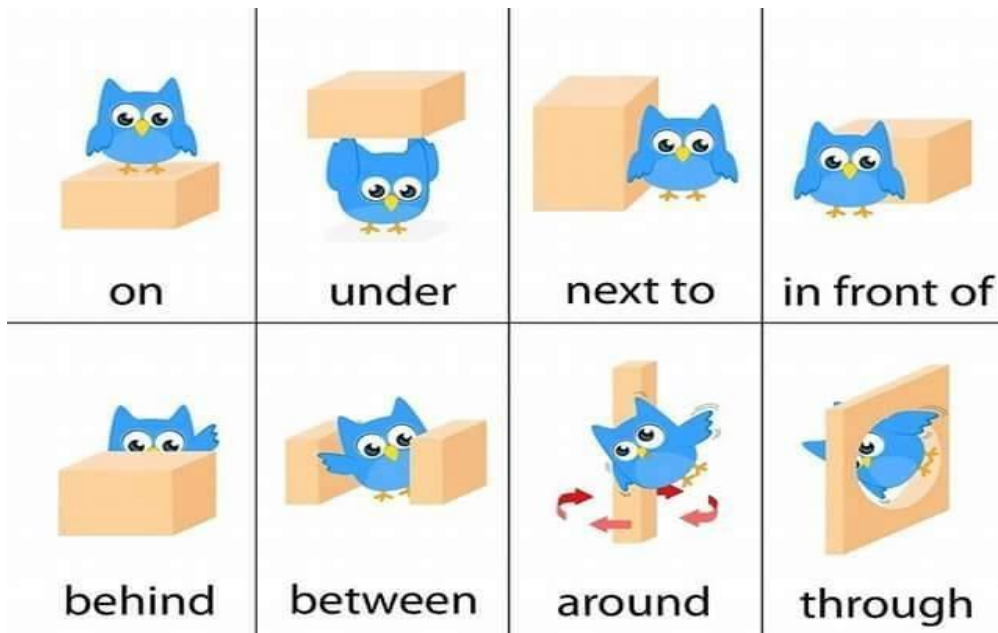
I am on the bus.

Use (time): "ON" is used with days of the week, dates and holidays.

Examples:

They went to Mexico on the first of May.

He runs on Mondays and Fridays.



Encontraras la gramática en español en los siguientes links:

<https://www.curso-ingles.com/aprender/cursos/nivel-basico/prepositions/prepositions>

<https://www.curso-ingles.com/aprender/cursos/nivel-basico/prepositions/prepositions-of-place>

Exercise 1. Complete these sentences – Completa las siguientes oraciones, revisa el ejemplo.



1. The books are in the.....
book bag.....



2. The cell phone is



3. The map is



4. The chair is



5. The wallet is



6. The sunglasses are

1. The books are in the book bag
2. The cell phone next to the brush
3. The map is under the newspaper
4. The chair is behind the table
5. The wallet is on top of the notebook
6. The sunglasses are in front of the bag

Exercise 2. Complete these sentences – Completa las siguientes oraciones, revisa el ejemplo.

- behind
 in
 in front of
 next to
 on
 under



1. The wallet is in the purse.



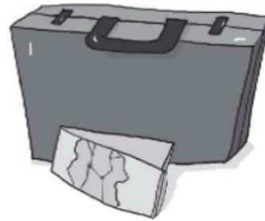
2. The chair is **behind** the desk.



3. The glasses are **on** the chair.



4. The cell phone is **under** the table.



5. The map is **In front of** the briefcase.



6. The keys are **Next to** the umbrella.

Exercise 3. Write questions and answers about the things in the parentheses – escribe preguntas y sus respuestas acerca de las cosas en parentesis.



1. A: Where is the briefcase? (briefcase)
 B: It's next to the television.
2. A: where are the books? (books)
 B: They are under the table
3. A: Where is the cell phone? (cell phone)
 B: It's in the bag
4. A: Where are the keys? (keys)
 B: It's on top of the briefcase
5. A: Where is the camera? (camera)
 B: Is in front of the television
6. A: Where are the sunglasses? (sunglasses)
 B: It's behind the sofa

GRAMMAR – Negative statements and yes/no questions with be

Negative statements and yes/no questions with be

I'm not from New York.
You're not late.
She's not from Russia.
He's not from Italy.
It's not English.
We're not from Japan.
You're not early.
They're not in Mexico.

We're = We are

Are you from California?
Am I early?
Is she from Brazil?
Is he from Chile?
Is it Korean?
Are you from China?
Are we late?
Are they in Canada?

I am.	I'm	not.
you are.	you're	not.
she is.	she's	not.
Yes, he is.	No, he's	not.
it is.	it's	not.
we are.	we're	not.
you are.	you're	not.
they are.	they're	not.

Exercise 4. Complete the conversation – completa la siguiente conversación.

- A: Hiroshi, **are** you and Maiko from Japan?
 B: Yes, we **Are from japan**
 A: Oh? **are** you from Tokyo?
 B: No, **I'm** not. **I'm** from Kyoto.
- A: **is** Laura from the U.S.?
 B: No, **She's** not. She's from the U.K.
 A: **is** she from London?
 B: Yes, she **is**. But her parents are from Italy. **Shes's** not from the U.K. originally.
 A: **is** Laura's first language Italian?
 B: No, **Shes's** not. **She is** English.
- A: **Are they** Selina and Carlos from Mexico?
 B: No, **They're** not. **They are** from Brazil.
 A: **are** you from Brazil, too?
 B: No, **We are** not. I'm from Peru.
 A: So, **are** your first language Spanish?
 B: Yes, it **is**.

Kyoto, Japan



Lima, Peru



Negative statements and yes/no questions with *be*

- ▶ Use *be* + *not* to form negative statements: Ana **isn't** a student. (NOT: Ana is no a student.)
- ▶ *You* is a singular and a plural pronoun: Are **you** from Rio? Yes, **I** am./Yes, **we** are.

Exercise 5. Ordena las siguientes oraciones.

1. in California / not / New York City / is
New York City is not in California.
2. London / not / from / we're
Not we're from london
3. not / you and Tim / in my class / are
You and tim are not in my class
4. is / my first language / Spanish / not
Spanish is not my first language
5. from / my mother / not / is / Seoul
My mother is not from seoul
6. my keys / not / are / they
They are not my keys

Exercise 6. Ordena las siguientes oraciones.

1. A: Are you and your family from Mexico?
B: No, We're not. We are from Guatemala.
2. A: is your first language English?
B: Yes, it is My parents are from Australia.
3. A: are Kenji and his friend Japanese?
B: Yes, they are. But They are in the U.S. now.
4. A: are my mother and I late?
B: No, are not. is early!

Actividad #2 unidad 2

Grammar – Number and ages

The numbers are:

11 eleven	21 twenty-one	40 forty
12 twelve	22 twenty-two	50 fifty
13 thirteen	23 twenty-three	60 sixty
14 fourteen	24 twenty-four	70 seventy
15 fifteen	25 twenty-five	80 eighty
16 sixteen	26 twenty-six	90 ninety
17 seventeen	27 twenty-seven	100 one hundred
18 eighteen	28 twenty-eight	101 one hundred (and) one
19 nineteen	29 twenty-nine	102 one hundred (and) two
20 twenty	30 thirty	103 one hundred (and) three

Exercise 1. Write the ages of the characters below – Escribe las edades de los personajes de abajo.



A. Helen – 76



B. Howard – 52



C. Jackie – 49



D. Megan – 23



E. Tim and Tom – 14

Example: Jhon is thirty-seven years old.

- A. seventy-six
- B. fifty-two
- C. frty nine
- D. twenty three
- E. fourteen

Exercise 2. Spell the numbers - Escribe los números.

- | | |
|-------------------------------|-------------------------|
| 1. 11 <u>eleven</u> . | 6. 13 <u>thirteen</u> . |
| 2. 15 <u>fifteen</u> . | 7. 70 <u>seventy</u> . |
| 3. 50 <u>fifty</u> . | 8. 30 <u>thirty</u> . |
| 4. 101 <u>one hundred one</u> | 9. 19 <u>nineteen</u> |

5. 24 twenty-four

10. 90 ninety

Grammar – Wh-questions with be

Wh-questions with be

What's your name?

My name is Jill.

Where are you from?

I'm from Canada.

How are you today?

I'm just fine.

Who's that?

He's my brother.

How old is he?

He's twenty-one.

What's he like?

He's very nice.

Who's = Who is

Who are they?

They're my classmates.

Where are they from?

They're from Rio.

What's Rio like?

It's very beautiful.

Who

- Ask about person
- Act as subject of the sentence



- Who is that woman?
- Who are you phoning?

Where

- Asking in or at what place or position



- Where do you live?
- Where are my boots?

When

- Asking about time, occasion, moment



- When can I see you?
- When did you last see him?

Why

- Asking for reason, explanation



- Why were you late?
- Why was he late?

What

- Asking for specific thing, object



- What's the matter?
- What time is it?

How

- Asking for way, manner, form



- How does it work?
- How do you go to school?

Which

- Asking about choice
- Which is better exercise? – swimming or tennis
- Which of the applicants has got the job?



How many

- Asking about quantity
- Used with countable nouns
- How many people were there?



How often

- Asking about frequency
- How often do you go swimming?



Exercise 3. Complete the conversation with Wh-question – Completa la siguiente conversación.

- A: Look! **Who's that** ?
B: Oh, he's a new student.
A: **WHAT IS HIS NAME** ?
B: I think his name is Ming.
A: Ming? **WHERE IS HE FROM** ?
B: He's from China.
- A: Serhat, **WHERE ARE YOU** ?
B: I'm from Turkey – from Istanbul.
A: **How is Istanbul?** ?
B: Istanbul is very old and beautiful.
A: **What is your last name?** ?
B: My last name is Erdogan.
- A: Hi, John. **How are you?, who is she?** ?
B: I'm just fine. My friend Teresa is here this week – from Argentina.
A: Oh, cool. **How is she?** ?
B: She's really friendly.
A: **How old is she?** ?
B: She's twenty-eight years old.



Exercise 4. Select the correct answer – Selecciona la respuesta correcta.

1. ___ is your name?

What / Where

When / Who

2. ___ is your favorite actress?

What / Why

When / Who

3. ___ are you from?

What / Where

When / Who

4. ___ is your birthday?

Whose / Where

When / Who

5. ___ color is your new car?

What / How

Where / Whose

6. ___ old are you?

What / How

Which / Whose

7. ___ books are these?

Why / How

Where / Whose

8. ___ did you quit your job?

Who / Which

Why / Whose

9. ___ are you going to America?

Who / What

When / Which

10. ___ aren't you going to Peter's party?

What / How

Where / Why

Exercise 5. Translate the next vocabulary – Traduce el siguiente vocabulario.



- a. Pretty – BONITA
- b. Handsome – GUAPO
- c. Good-looking – GUAPA/GUAPO
- d. Talkative – HABLADOR
- e. Quiet – TRANQUILO
- f. Funny – GRACIOSO
- g. Serious – SERIO
- h. Shy – TIMIDO
- i. Short – CORTO
- j. Tall – LARGO
- k. Friendly – SIMPATICO
- l. Heavy – PESADO
- m. Thin - DELGADO

Exercise 6. Write sentences about the people in the picture.



Donna



Margo

- | | |
|--|---|
| <input type="checkbox"/> cute | <input type="checkbox"/> serious |
| <input checked="" type="checkbox"/> friendly | <input type="checkbox"/> short |
| <input type="checkbox"/> funny | <input checked="" type="checkbox"/> shy |
| <input type="checkbox"/> handsome | <input type="checkbox"/> smart |
| <input type="checkbox"/> heavy | <input type="checkbox"/> talkative |
| <input type="checkbox"/> pretty | <input type="checkbox"/> tall |
| <input type="checkbox"/> quiet | <input type="checkbox"/> thin |

1. Donna is shy .
Margo is friendly .



Ike



Barb



Oscar



Felix



Jackie

Cindy

2. Ike is **HANDSOME** .
Barb is **PRETTY** .

3. Oscar is **HEAVY** .
Felix is **THIN** .

4. Jackie is **TALKATIVE** .
Cindy is **QUIET** .



Roy




Will



Jeff



Matt



Peggy

Teddy

5. Roy is **FUNNY** .
Will is **SERIOUS** .

6. Jeff is **TALL** .
Matt is **SHORT** .

7. Peggy is **SMART** .
Teddy is **CUTE** .