



Nombre de alumno: Elías Hernández de los Santos

Nombre del profesor: Juan Manuel Jaime



**Nombre del trabajo: Weekly Activity #1
Unit 2**

Materia: INGLES 1

Grado: 1er Cuatrimestre

Grupo: "A"

Grammar - Prepositions of Place

Prepositions of place are used to show where something is located and they are always found after the principal verb, regardless of the verb tense. These prepositions are **most often used with the verb “to be”**.

Next to (beside)

Meaning: adjacent or by the side of.

Use: “Next to” and “beside” can be used interchangeably as the meaning is the same. The use of one over the other depends on the speaker and the context.

Examples:

The supermarket is next to the bank or The supermarket is beside the bank
Sit next to me or Sit beside me.

By

Meaning: in proximity to, near.

Use: “by” may be used in the same contexts as “Next to” or “beside”, but the meaning is closer to “near” rather than directly adjacent.

Examples:

I sit by the window.
Our house is by the river.

BETWEEN

Meaning: in the time or space that separates.

Examples:

The shop is between the bank and the train station.
She is standing between Peter and John.

BEHIND

Meaning: in back of, to the rear of.

Examples:

The church is behind the school.
He is standing behind you.

IN FRONT OF

Meaning: the opposite of behind.

Examples:

The hotel is in front of the station.

Laura is standing in front of you.

UNDER

Meaning: below or beneath, implying the object is covered by something.

Examples:

The ball is under the chair.

The dog is under the tree.

IN

Use (place): "In" is used to indicate both open and closed spaces. We use this preposition to indicate that something is included within the limits of something, a closed space or the interior of something in a physical sense. As we can see from the following examples "in" can also be used to indicate the geographical location of something.

Examples:

The cat is in the box.

I found your address in the phone book.

Use (time): is used with months, years, periods of time, seasons and parts of the day.

Examples:

I always run in the mornings.

I will see him in a week.

She was born in 1976.

AT

Use (place): "At" is used in front of buildings such as "home", "the airport", "university". It is also used before "to", "bottom", and "the end of" as well as to indicate events such as meetings, parties, concerts, sports events, etc. "At" is also used after the verb "arrive" when we are referring to places other than cities or countries.

Examples:

He is at home.

I always visit my sister at work

She will see him at the theatre

Use (time): We used "At" before the hour or holidays.

Examples:

He runs every morning at 6.

I will see them at Christmas.

ON

Use (place): "On" is used with surfaces, when we are referencing a location within a room, such as the ceiling or the wall, or to indicate that someone is inside a mode of transport or on the floor of a building.

Examples:

The pen is on the table.

They have a photograph of Paris on the wall

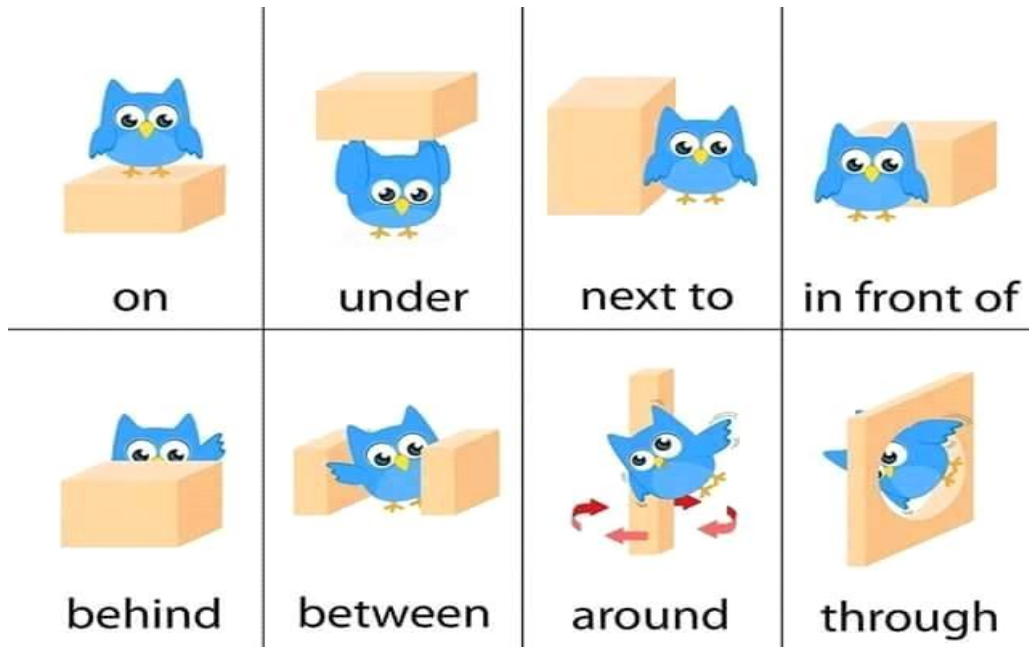
I am on the bus.

Use (time): "ON" is used with days of the week, dates and holidays.

Examples:

They went to Mexico on the first of May.

He runs on Mondays and Fridays.



Encontraras la gramática en español en los siguientes links:

<https://www.curso-ingles.com/aprender/cursos/nivel-basico/prepositions/prepositions>

<https://www.curso-ingles.com/aprender/cursos/nivel-basico/prepositions/prepositions-of-place>

Exercise 1. Complete these sentences – Completa las siguientes oraciones, revisa el ejemplo.



1. The books are in the
book bag.....



2. The cell phone is
.....



3. The map is
.....



4. The chair is
.....



5. The wallet is
.....



6. The sunglasses are
.....

- The books are in the book bag
- The cell phone is next to the brush.
- The map is under the newspaper.
- The chair is behind the desk.
- The wallet is in the notebook.
- The sunglasses are in front of the handbag.

Exercise 2. Complete these sentences – Completa las siguientes oraciones, revisa el ejemplo.

Complete the sentences. Use the prepositions in the box.

behind in in front of next to on under



1. The wallet is in the purse.



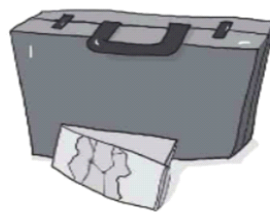
2. The chair is behind the desk.



3. The glasses are on the chair.



4. The cell phone is under the table.



5. The map is in front of the briefcase.



6. The keys are next to the umbrella.

1. The wallet is in the purse.
2. The chair is behind the desk.
3. The glasses are on the chair.
4. The cell phone is under the table.
5. The map is in front of the briefcase.
6. The keys are next to the umbrella.

Exercise 3. Write questions and answers about the things in the parentheses – escribe preguntas y sus respuestas acerca de las cosas en parentesis.


Where are these things?

A Look at the picture. Write questions and answers about the things in parentheses.



- | | |
|--|--------------------------|
| 1. A: <u>Where is the briefcase?</u> (briefcase) | 4. A: _____ (keys) |
| B: <u>It's next to the television.</u> | B: _____ |
| 2. A: _____ (books) | 5. A: _____ (camera) |
| B: _____ | B: _____ |
| 3. A: _____ (cell phone) | 6. A: _____ (sunglasses) |
| B: _____ | B: _____ |

- | | |
|---|--|
| 1. A: Where is the briefcase? (briefcase) | 4. A: Where are the keys? (keys) |
| B: It's next to the television. | B: They're on the on the briefcase |
| 2. A: Where are the books? (books) | 5. A: Where is the camera? (camera) |
| B: They're under the table. | B: It's in front of the television. |
| 3. A: Where is the cell phone? (cell phone) | 6. A: Where are the sunglasses? (sunglasses) |
| B: It's in the handbag. | B: They're behind the couch. |



1. A: Where is the briefcase? (briefcase)
B: It's next to the television.
2. A: _____ (books)
B: _____
3. A: _____ (cell phone)
B: _____
4. A: _____ (keys)
B: _____
5. A: _____ (camera)
B: _____
6. A: _____ (sunglasses)
B: _____

B Write two more questions and answers about the picture.

1. A: _____ 2. A: _____
- B: _____ B: _____



GRAMMAR – Negative statements and yes/no questions with be


3 GRAMMAR FOCUS

Negative statements and yes/no questions with be

I'm not from New York.	Are you from California?	I am.	I'm not.
You're not late.	Am I early?	you are.	you're not.
She's not from Russia.	Is she from Brazil?	she is.	she's not.
He's not from Italy.	Is he from Chile?	Yes, he is.	No, he's not.
It's not English.	Is it Korean?	it is.	it's not.
We're not from Japan.	Are you from China?	we are.	we're not.
You're not early.	Are we late?	you are.	you're not.
They're not in Mexico.	Are they in Canada?	they are.	they're not.
We're = We are			

Exercise 4. Complete the conversation – completa la siguiente conversaci3n.

1. A: Hiroshi,are..... you and Maiko from Japan?
 B: Yes, we
 A: Oh? you from Tokyo?
 B: No, not. from Kyoto.
2. A: Laura from the U.S.?
 B: No, not. She's from the U.K.
 A: she from London?
 B: Yes, she But her parents are from Italy. not from the U.K. originally.
 A: Laura's first language Italian?
 B: No, not. English.
3. A: Selina and Carlos from Mexico?
 B: No, not. from Brazil.
 A: you from Brazil, too?
 B: No, not. I'm from Peru.
 A: So, your first language Spanish?
 B: Yes, it



1. A: Hiroshi, are you and Maiko from Japan?
 B: Yes, we are.
 A: Oh? are you from Tokyo?
 B: No, we are not, we are from Kyoto.
2. A: Is she Laura from the U.S.?
 B: No, she is not. She is from the U.K.
 A: Is she from London?
 B: Yes, she is. But her parents are from Italy. She is not from the U.K. originally.
 A: Is Laura's first language Italian?
 B: No, it is not. It is English.
3. A: Are they Selina and Carlos from Mexico?

B: No, they are not. They are from Brazil.

A: Are you from Brazil, too?

B: No, I am not. I'm from Peru

A: So, is your first language Spanish?

B: Yes, it is.

Negative statements and yes/no questions with *be*

- ▶ Use *be* + *not* to form negative statements: Ana **isn't** a student. (NOT: Ana is no-a-student.)
- ▶ *You* is a singular and a plural pronoun: Are **you** from Rio? Yes, **I am**./Yes, **we are**.

1. in California / not / New York City / is
New York City is not in California.....
2. London / not / from / we're
.....
3. not / you and Tim / in my class / are
.....
4. is / my first language / Spanish / not
.....
5. from / my mother / not / is / Seoul
.....
6. my keys / not / are / they
.....

Exercise 5. Ordena las siguientes oraciones.

Negative statements and yes/no questions with *be*

- ▶ Use *be* + *not* to form negative statements: Ana **isn't** a student. (NOT: Ana is no-a-student.)
- ▶ *You* is a singular and a plural pronoun: Are **you** from Rio? Yes, **I am**./Yes, **we are**.

1. in California / not / New York City / is
New York City is not in California.....
2. London / not / from / we're
.....
3. not / you and Tim / in my class / are
.....
4. is / my first language / Spanish / not
.....
5. from / my mother / not / is / Seoul
.....
6. my keys / not / are / they
.....

1. In California / not / New York City / is

New York City is not in California.

2. London / not / from / we're

We're not from London.

3. not / you and Tim / in my class / are.

You and Tim are not in my class.

4. is / my first language / Spanish / not

My first language is not Spanish.

5. from / my mother / not / is / Seoul.

My mother is not from Seoul.

6. my keys / not / are / they.

They are not my keys.

Exercise 6. Ordena las siguientes oraciones.

6. my keys / not / are / they
.....

B Complete the conversations.

- A: Are you and your family from Mexico?
B: No, not. from Guatemala.
- A: your first language English?
B: Yes, it My parents from Australia.
- A: Kenji and his friend Japanese?
B: Yes, are. But in the U.S. now.
- A: my mother and I late?
B: No, not. early!

2 Wh-questions with be (page 20)

▶ Use *what* to ask about things. Use *where* to ask about places. Use *Who* to ask about people. Use *What...like?* to ask for a description.

Complete the conversations.

1. A: Are you and your family from Mexico?

B: No, we're not. We're from Guatemala.

2. A: Is your first language English?

B: Yes, it is. My parents are from Australia.

3. A: Are Kenji and his friend Japanese?

B: Yes, they are. But they are in the U.S now.

4. A: Are we my mother and I late?

B: No, they are not. They are early!



Nombre de alumno: Elías Hernández de los Santos

Nombre del profesor: Juan Manuel Jaime



**Nombre del trabajo: Weekly Activity #2
Unit 2**

Materia: INGLES 1

Grado: 1er Cuatrimestre

Grupo: "A"

Grammar – Number and ages

The numbers are:

7 NUMBERS AND AGES

A Listen and practice.

11 eleven	21 twenty-one	40 forty
12 twelve	22 twenty-two	50 fifty
13 thirteen	23 twenty-three	60 sixty
14 fourteen	24 twenty-four	70 seventy
15 fifteen	25 twenty-five	80 eighty
16 sixteen	26 twenty-six	90 ninety
17 seventeen	27 twenty-seven	100 one hundred
18 eighteen	28 twenty-eight	101 one hundred (and) one
19 nineteen	29 twenty-nine	102 one hundred (and) two
20 twenty	30 thirty	103 one hundred (and) three

B Listen and practice. Notice the word stress.

thirteen – thirty fourteen – forty fifteen – fifty sixteen – sixty

C PAIR WORK Look at the people in Jill's family for one minute. Then close your books. How old are they? Tell your partner.



A. Helen – 76 B. Howard – 52 C. Jackie – 49 D. Megan – 23 E. Tim and Tom – 14

Exercise 1. Write the ages of the characters below – Escribe las edades de los personajes de abajo.



A. Helen – 76 B. Howard – 52 C. Jackie – 49 D. Megan – 23 E. Tim and Tom – 14

Example: Jhon is thirty-seven years old.

- A. Helen is seventy-six years old.
- B. Howard is fifty-two years old
- C. Jackie is forty-nine years old
- D. Megan is twenty-three years old
- E. Tim and Tom are fourteen years old.

Exercise 2. Spell the numbers - Escribe los números.

- 11 eleven.
- 15 fifteen.
- 6. 13 thirteen.
- 7. 70 seventy.

- 50 fifty.
- 101 one hundred one.
- 24 twenty-four.
- 8. 30 thirty.
- 9. 19 nineteen.
- 10. 90 ninety.

Grammar – Wh-questions with be

Wh-questions with be

What's your name?

My name is Jill.

Where are you from?

I'm from Canada.

How are you today?

I'm just fine.

Who's that?

He's my brother.

How old is he?

He's twenty-one.

What's he like?

He's very nice.

Who's = Who is

Who are they?

They're my classmates.

Where are they from?

They're from Rio.

What's Rio like?

It's very beautiful.

Who

- Ask about person
- Act as subject of the sentence

- Who is that woman?
- Who are you phoning?



Where

- Asking in or at what place or position

- Where do you live?
- Where are my boots?



When

- Asking about time, occasion, moment

- When can I see you?
- When did you last see him?



Why

- Asking for reason, explanation

- Why were you late?
- Why was he late?



What

- Asking for specific thing, object

- What's the matter?
- What time is it?



How

- Asking for way, manner, form

- How does it work?
- How do you go to school?



Which

- Asking about choice
- Which is better exercise? – swimming or tennis
- Which of the applicants has got the job?



How many

- Asking about quantity
- Used with countable nouns
- How many people were there?



How often

- Asking about frequency
- How often do you go swimming?



Exercise 3. Complete the conversation with Wh-question – Completa la siguiente conversación.

1. A: Look! ?

B: Oh, he's a new student.

A: ?

B: I think his name is Ming.

A: Ming? ?

B: He's from China.

2. A: Serhat, ?

B: I'm from Turkey – from Istanbul.

A: ?

B: Istanbul is very old and beautiful.

A: ?

B: My last name is Erdogan.

3. A: Hi, John. ?

B: I'm just fine. My friend Teresa is here this week – from Argentina.

A: Oh, cool. ?

B: She's really friendly.

A: ?

B: She's twenty-eight years old.



1. A: Look! **Who is he** ?

B: Oh he's a new student.

A: **What is his name**?

B: I think his name is ming.

A: Ming? **Where is he from**?

B: He's from China.

2. A: Serhat, Where are you from?

B: I'm from Turkey - from Istanbul.

A: How is Istanbul?

B: Istanbul is very old and beautiful.

A: What is your last name?

B: My last name is Erdogan.

3. A: Hi, John. How are you?

B: I'm just fine. My friend Teresa is here this week - from Argentina.

A: Oh, cool. How is she?

B: She's really friendly.

A: How old is she?

B: She's twenty - eight years old.

Exercise 4. Select the correct answer – Selecciona la respuesta correcta.

1. ___ is your name?

What / Where

When / Who

2. ___ is your favorite actress?

What / Why

When / Who

3. ___ are you from?

What / Where

When / Who

4. ___ is your birthday?

Whose / Where

When / Who

5. ___ color is your new car?

What / How

Where / Whose

6. ___ old are you?

What / How

Which / Whose

7. ___ books are these?

Why / How

Where / Whose

8. ___ did you quit your job?

Who / Which

Why / Whose

9. ___ are you going to America?

Who / What

When / Which

10. ___ aren't you going to Peter's party?

What / How

Where / Why

1. **What** is your name?

What / Where

6. **How** old are you?

What / **How**

When / Who

2. **Who** is your favorite actress?

What / Why

When / **Who**

3. **Where** are you from?

What / **Where**

When / Who

4. **When** is your birthday?

Whose / Where

When / Who

5. **What** color is your new car?

What / How

Where / Whose

Which / Whose

7. **Whose** books are these?

Why / How

Where / **Whose**

8. **Why** did you quit your job?

Who / Which

Why / Whose

9. **When** are you going to America?

Who / What

When / Which

10. **Why** aren't you going to Peter's party?

What / How

Where / **Why**

Exercise 5. Translate the next vocabulary – Traduce el siguiente vocabulario.



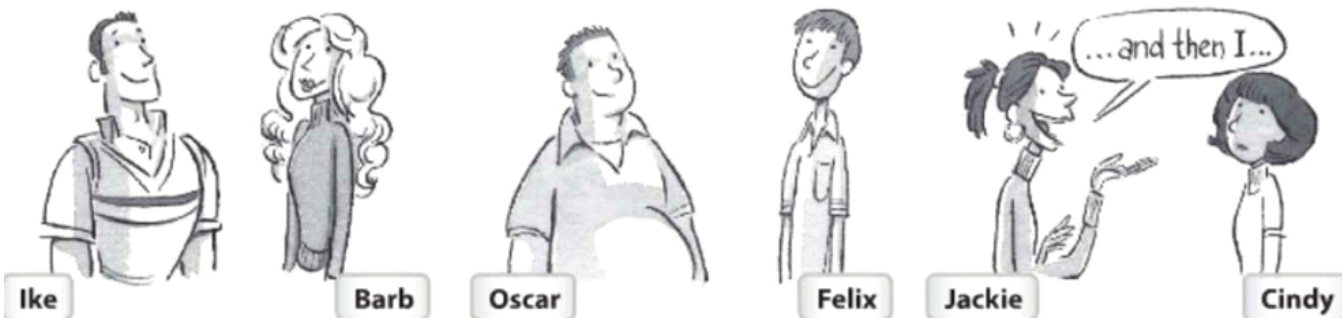
- Pretty – Bonito
- Handsome – Hermoso
- Good-looking – Atractivo
- Talkative – Hablador
- Quiet – Tranquilo
- Funny – Divertido
- Serious – Serio
- Shy – Tímido
- Short – Bajo
- Tall – Alto
- Friendly – Amable
- Heavy – Pesado
- Thin - Delgado

Exercise 6. Write sentences about the people in the picture.



- | | |
|--|---|
| <input type="checkbox"/> cute | <input type="checkbox"/> serious |
| <input checked="" type="checkbox"/> friendly | <input type="checkbox"/> short |
| <input type="checkbox"/> funny | <input checked="" type="checkbox"/> shy |
| <input type="checkbox"/> handsome | <input type="checkbox"/> smart |
| <input type="checkbox"/> heavy | <input type="checkbox"/> talkative |
| <input type="checkbox"/> pretty | <input type="checkbox"/> tall |
| <input type="checkbox"/> quiet | <input type="checkbox"/> thin |

1. Donna is shy .
Margo is friendly .



2. Ike is _____ .
Barb is _____ .

3. Oscar is _____ .
Felix is _____ .

4. Jackie is _____ .
Cindy is _____ .



5. Roy is _____ .
Will is _____ .

6. Jeff is _____ .
Matt is _____ .

7. Peggy is _____ .
Teddy is _____ .

1. Donna is shy.
Margo is friendly.

2. Ike is handsome.
Barb pretty.

3. Oscar is heavy.
Felix is thin.

4. Jackie is talkative.

Cindy is quiet.

5. Roy is funny.

Will is serious.

6. Jeff is tall.

Matt is short.

7. Peggy is smart.

Teddy is cute.