



Nombre de alumno: Elías Hernández de los Santos

Nombre del profesor: Juan Manuel Jaime



**Nombre del trabajo: Weekly Activity #3
Unit 1**

Materia: INGLES 1

Grado: 1er Cuatrimestre

Grupo: "A"

Introduction – It's nice to meet you

GRAMMAR – ARTICLES (“a” and “an”)

En inglés, los artículos indeterminados son **"a" y "an"** (que equivalen en español a los artículos "un", "una").

- **Cuando el sustantivo** que acompaña al artículo **empieza por consonante (o una vocal con sonido de consonante)**, se emplea el artículo **"a"**

(**a** car = un coche / **a** book = un libro / **a** useful thing = una cosa útil).

- **Cuando el sustantivo** que acompaña al artículo **empieza por vocal (o una consonante con sonido vocal como "h" que no se pronuncia)**, se emplea en artículo **"an"**

(**an** apple = una manzana / **an** office = una oficina / **an** hour = una hora)



Exercise 1. Complete these sentences with a or an – Completa las oraciones usando "a" or "an"



1. This is book.



2. This is eraser.

3. This is English book.



4. This is marker.



5. This is notebook.



6. This is clock.

1. This is a book.

2. This is an eraser.

3. This is an English.

4. This is a marker.

5. This is a notebook.

6. This is a clock.

GRAMMAR – Los demonstrative determiners (“this” and “these”)

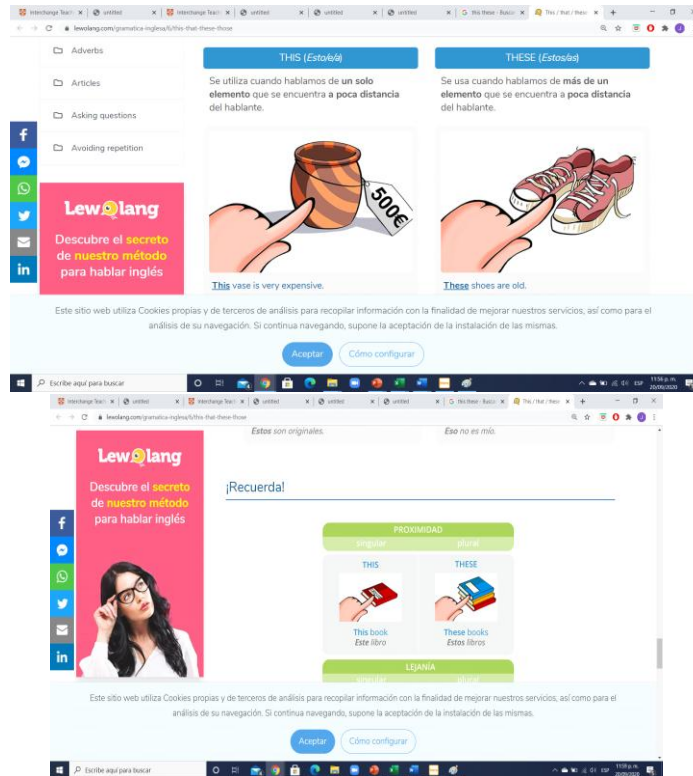
Los demonstrative determiners se utilizan mayoritariamente para especificar o señalar a personas, animales o cosas en función de su proximidad o lejanía teniendo en cuenta la posición del hablante.

THIS - Esto/e/a

THESE - Estos/as

Los **demonstrative determiners** en inglés **no** hacen distinción de **género** (masculino/femenino) pero **sí de número** (singular/plural).

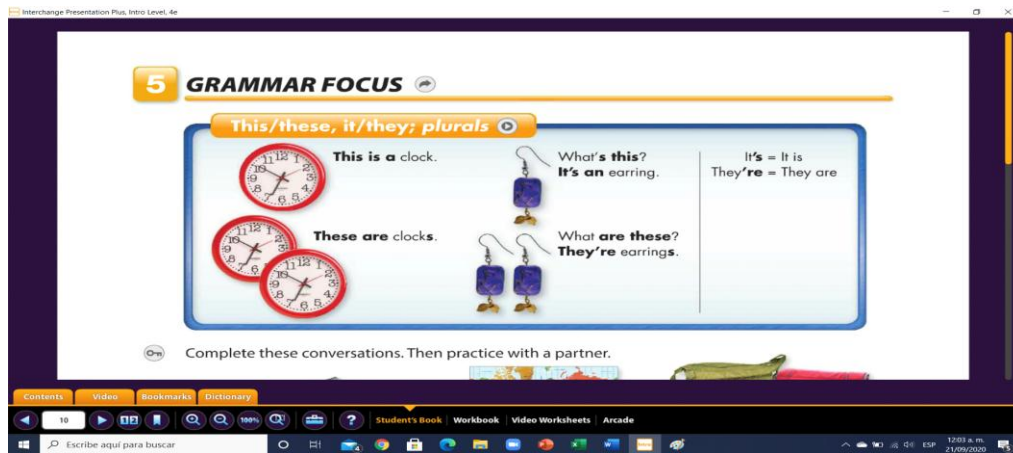
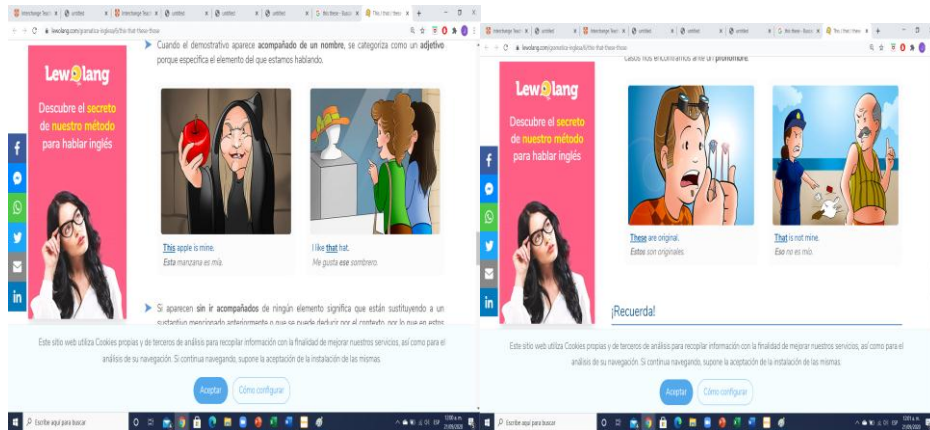
Los demonstrative determiners se utilizan según la situación y el número, principalmente teniendo en cuenta la posición del hablante:



También utilizamos los determinantes demostrativos cuando introducimos a alguien o preguntamos por alguien a través del teléfono, utilizando las construcciones This is.../These are respectivamente:



Cuando el demostrativo aparece acompañado de un nombre, se categoriza como un adjetivo porque especifica el elemento del que estamos hablando.



1 This/these; it/they; plurals

- ▶ Don't use a contraction with *What + are*: **What are these?** (NOT: *What're these?*)
- ▶ Use *this* with singular nouns: **This is a book.** Use *these* with plural nouns: **These are earrings.**

Circle the correct words.

1. A: **What's** / ~~What are~~ these?
B: **It's** / ~~They're~~ my earring / earrings.
2. A: **What's** / ~~What are~~ this?
B: **It's** / ~~They're~~ a / an cell phone.
3. A: **What's this** / ~~these~~?
B: **It's** / ~~They're~~ a / an address book.

No usamos la contracción para *What + are*: **Forma correcta** What are these?

Forma incorrecta: What's are these

Para *What + is* lo Podemos contraer.

Exercise 2. Encierra en un círculo la forma correcta.

1 This/these; it/they; plurals

- ▶ Don't use a contraction with *What + are*: **What are these?** (NOT: *What're these?*)
- ▶ Use *this* with singular nouns: **This is a book.** Use *these* with plural nouns: **These are earrings.**

Circle the correct words.







1. A: **What's** / ~~What are~~ these?
B: **It's** / ~~They're~~ my earring / earrings.
2. A: **What's** / ~~What are~~ this?
B: **It's** / ~~They're~~ a / an cell phone.
3. A: **What's this** / ~~these~~?
B: **It's** / ~~They're~~ a / an address book.

1. A: What's What are these?
B: It's / They're my earring/ earrings.
2. A: What's / What are this?
B: It's / They're a/ an a cell phone.
3. A: What's this / these?
B: It's / They're a/an address book.

Exercise 3. Complete these conversations – Completa las siguientes conversaciones.

Interchange Presentation Plus, Intro Level, 4e

Complete these conversations. Then practice with a partner.

 1. A: What <u>are these</u> ? B: <u>They're keys</u>	 2. A: What ? B:	 3. A: What ? B:
 4. A: What ? B:	 5. A: What ? B:	 6. A: What ? B:

6 WHAT'S THIS CALLED?

Contents Video Bookmarks Dictionary

Student's Book Workbook Video Worksheets Arcade

Escribe aquí para buscar

12:03 a.m. 21/09/2020

- | | | |
|---|--|--|
| 1. A: What <u>are these?</u>
B: <u>They're keys.</u> | 2. A: What's <u>this?</u>
B: <u>It's a map.</u> | 3. A: What <u>are these?</u>
B: <u>They're backpacks.</u> |
| 4. A: What's <u>this?</u>
B: <u>It's a watch.</u> | 5. A: What's <u>this?</u>
B: <u>It's an umbrella.</u> | 6. A: What's <u>this?</u>
B: <u>They're glasses.</u> |

GRAMMAR – Where question / preguntas con “donde”

Yes/No and where questions with be

Is this your wallet?
Yes, **it is**. / No, **it's not**.

Are these your keys?
Yes, **they are**. / No, **they're not**.

Where's your wallet?
It's in my pocket.

Where are my keys?
They're on the table.

A Complete these conversations. Then practice with a partner.

- A:**is**..... this your umbrella?
B: No, **not**.
A: these your keys?
B: Yes, **are**. Thanks!
- A: Where my glasses?
B: Are your glasses?
A: No, **they're**
B: Wait! they in your pocket?
A: Yes, **are**. Thanks!
- A: Where your sunglasses?
B: on the table.
A: No, **not**. They're *my* sunglasses!
B: You're right. My sunglasses in my purse.
- A: this my pen?
B: No, **not**. It's *my* pen.
A: Sorry. is my pen?
B: on your desk.
A: Oh, you're right!

Exercise 4. Complete these conversations – Completa las siguientes conversaciones.

Yes/No and where questions with be

Is this your wallet?
Yes, **it is**. / No, **it's not**.

Are these your keys?
Yes, **they are**. / No, **they're not**.

Where's your wallet?
It's in my pocket.

Where are my keys?
They're on the table.

A Complete these conversations. Then practice with a partner.

- A:**is**..... this your umbrella?
B: No, **not**.
A: these your keys?
B: Yes, **are**. Thanks!
- A: Where my glasses?
B: Are your glasses?
A: No, **they're**
B: Wait! they in your pocket?
A: Yes, **are**. Thanks!
- A: Where your sunglasses?
B: on the table.
A: No, **not**. They're *my* sunglasses!
B: You're right. My sunglasses my purse.
- A: this my pen?
B: No, **not**. It's *my* pen.
A: Sorry. is my pen?
B: on your desk.
A: Oh, you're right!

- A: Is this your umbrella?
B: No, **it's** not.
A: **Are** these your keys?
B: Yes, **they are**. Thanks!

- A: Where **are** your sunglasses?
B: **They're** on the table.
A: No, **they're** not. They're my sunglasses!
B: You're right. My sunglasses **are** in my purse.

- A: Where **are** my glasses?
B: Are **these** your glasses?
A: No, they're **not**.
B: Wait! **not** they in your pocket?
A: Yes, **they** are. Thanks!

- A: **Is** this my pen?
B: No, **it's not**. It's my pen.
A: Sorry. **This** is my pen?
B: **They're** on your desk.
A: Oh, you're right!

Exercise 5. Complete these exercises – Completa los siguientes ejercicios.

2 Yes/No and *where* questions with *be*

► In questions with *where*, the verb comes after *Where*: **Where are** my sunglasses?
(NOT: ~~Where my sunglasses are?~~)

A Match the questions with the answers.

- | | |
|--|---------------------------|
| 1. Is that your wallet? <i>c</i> | a. They're in your purse. |
| 2. Are these your glasses? | b. No, it's not. |
| 3. Where are my keys? | c. Oh, yes, it is! |
| 4. Is this your pen? | d. It's in my pocket. |
| 5. Where's your watch? | e. No, they're not. |

B Complete the conversation. Use the words in the box.

are they	it is	they are	where
it	it's	this	✓ where's

A:*Where's*..... my pen?

B: I don't know. Is in your book bag?

A: No, not.

B: Is your pen?

A: Yes, Thanks! Now, are my keys?

B: on your desk?

A: Yes, Thank you!

A Match the questions with the answers.

- | | |
|-------------------------------------|---------------------------|
| 1. Is that your wallet? <u>c</u> | a. They're in your purse. |
| 2. Are these your glasses? <u>e</u> | b. No, it's not. |
| 3. Where are my keys? <u>a</u> | c. Oh, yes, it is! |
| 4. Is this your pen? <u>b</u> | d. It's in my pocket. |
| 5. Where's your watch? <u>d</u> | e. No, they're not. |

B Complete the conversation. Use the words in the box.

A: Where's my pen?

B: I don't know. Is it in your book bag?

A: No, it's not.

B: Is this your pen?

A: Yes it is. Thanks! Now, where are my keys?

B: Are they on your desk?

A: Yes, they are. Thank you!