



**Nombre de alumno: Alexis De la O Fuentes**

**Nombre del profesor: Juan Manuel Jaime**

**Nombre del trabajo: Weekly Activity #1 Unit 2**

**Materia: Ingles**

**PASIÓN POR EDUCAR**

**Grado: 1er Semestre**

**Grupo:**

Comitán de Domínguez Chiapas a 16 de octubre de 2020.

**Exercise 1.** Complete these sentences – Completa las siguientes oraciones, revisa el ejemplo.



1. The books are in the .....  
book bag.....



2. The cell phone is .....  
.....



3. The map is .....  
.....



4. The chair is .....  
.....



5. The wallet is .....  
.....



6. The sunglasses are .....  
.....

1. The books are in the book bag
2. The cell phone is beside the hairbrush
3. The map is under the newspaper
4. The chair is behind the desk
5. The wallet is on the notebook
6. The sunglasses are in front of the bag

**Exercise 2.** Complete these sentences – Completa las siguientes oraciones, revisa el ejemplo.

behind   
  in   
  in front of   
  next to   
  on   
  under



1. The wallet is in  
the purse.



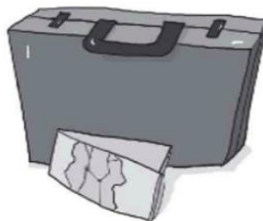
2. The chair is behind  
the desk.



3. The glasses are on  
the chair.



4. The cell phone is under  
the table.



5. The map is in front of  
the briefcase.



6. The keys are beside  
the umbrella.

**Exercise 3.** Write questions and answers about the things in the parentheses – escribe preguntas y sus respuestas acerca de las cosas en parentesis.



1. A: Where is the briefcase? (briefcase)

B: It's next to the television.

2. A: Where are the books? (books)

B: They are under the table

3. A: Where is the cellphone? (cell phone)

B: It's in the bag

4. A: Where are the keys (keys)

B: They are on the briefcase

5. A: Where is the camera? (camera)

B: It's in front of the TV

6. A: Where are the sunglasses? (sunglasses)

B: They are beside the wallet

**Exercise 4.** Complete the conversation – completa la siguiente conversación.

1. A: Hiroshi, ..... **are** ..... you and Maiko from Japan?  
B: Yes, we ..... **are** .....  
A: Oh? ..... **Are** ..... you from Tokyo?  
B: No, ..... **I'm** ..... not. .... **I'm** ..... from Kyoto.
2. A: ..... **Is** ..... Laura from the U.S.?  
B: No, ..... **She's** ..... not. She's from the U.K.  
A: ..... **Is** ..... she from London?  
B: Yes, she ..... **is** ..... . But her parents are from Italy. .... **She's** ..... not from the U.K. originally.  
A: ..... **Is** ..... Laura's first language Italian?  
B: No, ..... **It's** ..... not. .... **It's** ..... English.
3. A: ..... **Are** ..... Selina and Carlos from Mexico?  
B: No, ..... **they are** ..... not. .... **They are** ..... from Brazil.  
A: ..... **Are** ..... you from Brazil, too?  
B: No, ..... **I'm** ..... not. I'm from Peru.  
A: So, ..... **is** ..... your first language Spanish?  
B: Yes, it ..... **is** ..... .



### Negative statements and yes/no questions with *be*

- ▶ Use *be* + *not* to form negative statements: Ana **isn't** a student. (NOT: Ana is no-a student.)
- ▶ *You* is a singular and a plural pronoun: Are **you** from Rio? Yes, **I am**./Yes, **we are**.

**Exercise 5.** Ordena las siguientes oraciones.

1. in California / not / New York City / is  
New York City is not in California.

2. London / not / from / we're  
We're not from London

3. not / you and Tim / in my class / are  
You and Tim are not in my class

4. is / my first language / Spanish / not  
Spanish is not my first language

5. from / my mother / not / is / Seoul  
My mother is not from Seoul

6. my keys / not / are / they  
They are not my keys

**Exercise 6.** Ordena las siguientes oraciones.

1. A: ..... Are ..... you and your family from Mexico?

B: No, ..... We are ..... not. .... We are ..... from Guatemala.

2. A: ..... Is ..... your first language English?

B: Yes, it ..... is ..... . My parents ..... are ..... from Australia.

3. A: ..... Are ..... Kenji and his friend Japanese?

B: Yes, ..... they are ..... are. But ..... They are ..... in the U.S. now.

4. A: ..... Are ..... my mother and I late?

B: No, ..... We are ..... not. .... We are ..... early!



**Nombre de alumno: Alexis De la O Fuentes**

**Nombre del profesor: Juan Manuel Jaime**

**Nombre del trabajo: Weekly Activity #2 Unit 2**

**Materia: Ingles**

PASIÓN POR EDUCAR

**Grado: 1er semestre**

**Grupo:**

Comitán de Domínguez Chiapas a 16 de octubre de 2020.

**Exercise 3.** Complete the conversation with Wh-question – Completa la siguiente conversación.



1. A: Look! **Who's that** ..... ?  
 B: Oh, he's a new student.  
 A: **What's his name?** ..... ?  
 B: I think his name is Ming.  
 A: Ming? **Where is he from?** ..... ?  
 B: He's from China.
2. A: Serhat, **Where are you from?** ..... ?  
 B: I'm from Turkey – from Istanbul.  
 A: **What's it like?** ..... ?  
 B: Istanbul is very old and beautiful.  
 A: **What's your last name?** ..... ?  
 B: My last name is Erdogan.
3. A: Hi, John. **How are you today?** ..... ?  
 B: I'm just fine. My friend Teresa is here this week – from Argentina.  
 A: Oh, cool. **What's she like?** ..... ?  
 B: She's really friendly.  
 A: **How old is she?** ..... ?  
 B: She's twenty-eight years old.



**Exercise 4.** Select the correct answer – Selecciona la respuesta correcta.

1. \_\_\_ is your name?

**What** / Where

When / Who

2. \_\_\_ is your favorite actress?

What / Why

When / **Who**

3. \_\_\_ are you from?

What / **Where**

When / Who

4. \_\_\_ is your birthday?

Whose / Where

**When** / Who

5. \_\_\_ color is your new car?

**What** / How

Where / Whose

6. \_\_\_ old are you?

What / **How**

Which / Whose

7. \_\_\_ books are these?

Why / How

Where / **Whose**

8. \_\_\_ did you quit your job?

Who / Which

**Why** / Whose

9. \_\_\_ are you going to America?

Who / What

**When** / Which

10. \_\_\_ aren't you going to Peter's party?

What / How

Where / **Why**

**Exercise 5.** Translate the next vocabulary – Traduce el siguiente vocabulario.





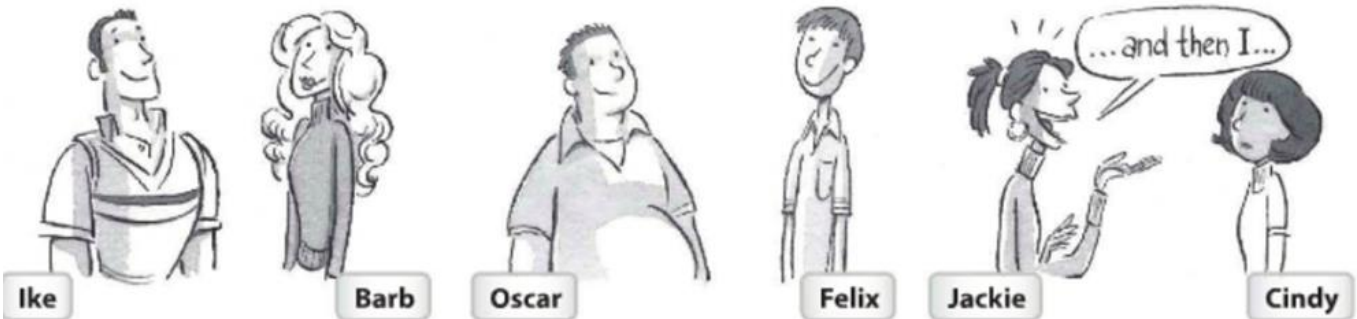
- a. Pretty – bonita
- b. Handsome – guapo
- c. Good-looking – buen parecer
- d. Talkative – habladora
- e. Quiet – tranquilo
- f. Funny – divertido
- g. Serious – seria
- h. Shy – tímida
- i. Short – bajito
- j. Tall – alta
- k. Friendly – amigable
- l. Heavy – gordito
- m. Thin - delgada

**Exercise 6.** Write sentences about the people in the picture.



- |  |   |
|--|---|
| <input type="checkbox"/> cute                | <input type="checkbox"/> serious        |
| <input checked="" type="checkbox"/> friendly | <input type="checkbox"/> short          |
| <input type="checkbox"/> funny               | <input checked="" type="checkbox"/> shy |
| <input type="checkbox"/> handsome            | <input type="checkbox"/> smart          |
| <input type="checkbox"/> heavy               | <input type="checkbox"/> talkative      |
| <input type="checkbox"/> pretty              | <input type="checkbox"/> tall           |
| <input type="checkbox"/> quiet               | <input type="checkbox"/> thin           |


1. Donna is shy .  
Margo is friendly .



2. Ike is handsome .  
Barb is pretty .

3. Oscar is heavy .  
Felix is thin .

4. Jackie is talkative .  
Cindy is quiet .



5. Roy is funny .  
Will is serious .

6. Jeff is tall .  
Matt is short .

7. Peggy is smart .  
Teddy is cute .