



Nombre de alumno:

Fernanda Patricia Hernández Díaz

Nombre del profesor:

Isaías Gómez Ballinas

Nombre del trabajo:

Súper Nota

Materia:

Inglés

Grado:

Iro.

Grupo:

"A"

Fernanda Patricia Hernández Díaz

C. Pair Work. Ask and answer questions about the picture in part B.

A: Where are the books?

B: They're in the book bag

A: Where is the cell phone?

B: It's next to the comb

A: Where is the map?

B: It's under the Newspaper

A: Where is the chair?

B: It's behind the table

A: Where is the wallet?

B: It's on top of the notebook

A: Where are the sunglasses?

B: It's in front of the handbag

Write page 9. exercise A.

Matt: Hi. How are you?

Nicki: I'm fine, thanks. How about you?

Matt: Pretty good, thaks. My name is Matt Carlson

Nicki: And I'm Nicki White.

Matt: It's nice to meet you Nicki

Nicki: Nice to meet you, too. Oh, are you in my English class?

Matt: Yes, I am

Nicki: Well, have a good day

Matt: See you in class

All page 12 they are 3 conversations.

1. A: Hello, Mr. Jones.

B: Good morning, Susan.
How are you?

A: Good ok, thank you.

2. A: Hi. How are you, Mrs. Stein?

B: I'm just fine, thank you.

How about you, Mr. Smith?

A: Pretty good, thanks.

3.

A: How's it you, Tim?

B: Great. How are you doing?

A: Pretty good.

Write the 2 conversations of page 13.

Debra: Excuse me. Are you James Lawson?

Kevin: NO, I'm not. He's over there.

Debra: Oh, I'm sorry.

Debra: Excuse me. Are you James Lawson?

James: Yes, I am.

Debra: Hi, James. My name is Debra Marks.

James: Oh, you're in my English class.

Debra: That's right. It's nice to meet you.

James: Nice to meet you, too.

Hi. Are you Ashley Nevins?

No, I'm not.

Oh, I'm sorry. What's your name?

Kerry Moore.

How do you spell your first name?

K-E-R-R-Y.

And how do you spell your last name?

M-O-O-R-E.

What's your phone number?

It's 618-555-7120.


And what's your email address?

It's kmoore19@cup.org.

Write exercises of the page 17.

1. The wallet is in the purse.
2. The chair is behind the desk.
3. The glasses are on the chair.
4. The cell phone is under the table.
5. The map is in front of the briefcase.
6. The keys are next to the umbrella.

WORD POWER Prepositions; article the

A  Listen and practice.


Where are the keys?
The keys are in the box.



in




in front of




behind




on




next to



under


B  Complete these sentences. Then listen and check your answers.



1. The books are in the
book bag.




2. The cell phone is next
to the comb.



3. The map is under
the Newspaper.



4. The chair is behind
the table.



5. The wallet is on
of the notebook.



6. The sunglasses are in
front of the purse.

C PAIR WORK Ask and answer questions about the pictures in part B.

A: Where are the books?

B: They're in the book bag.

WHERE ARE JOE'S THINGS?

PAIR WORK Now help Joe find his things. Ask and answer questions.

Molelín
briefcase

celular
cell phone

Periodico
newspaper

Paraguas
umbrella

camera

glasses

notebook

wallet

camera

anteojos

Libro
cuaderno

Billetera

A: Where's his briefcase?

B: It's on the table.

A: Where is the camera

B: It's next to the television

A: Where is the cell phone?

B: It's under the table

A: Where are the glasses
B: It's on top of the clock

A: Where is the newspaper?

B: It's next to the briefcase, on the table

A: Where is the notebook?

B: It's in front of the clock.

A: Where is the umbrella?

B: It's behind the sofa



Progress check

HOW ARE YOU?

A Complete the conversation. Use the sentences and questions in the box.

Matt: Hi. How are you?
Nicki: I'm fine, thanks. How about you?
Matt: Pretty good, thanks. My name is Matt Carlson.
Nicki: And I'm Nicki White.
Matt: It's nice to meet you, Nicki.
Nicki: Nice to meet you, too. Oh, are you in my English class?
Matt: Yes, I am.
Nicki: Well, have a good day.
Matt: See you in class.


- ✓ My name is Matt Carlson.
- ✓ Oh, are you in my English class?
- ✓ How about you?
- ✓ Hi. How are you?
- ✓ It's nice to meet you, Nicki.
- ✓ Well, have a good day.

B PAIRWORK Practice the conversation from part A. Use your own information. Then introduce your partner to a classmate.

"Malena, this is my friend. His name is Tetsu..."

LISTENING What's this? What are these?

Listen to the conversations. Number the pictures from 1 to 6.




Workbook

Complete the conversations. Use my, your, his, or her.



1. A: Hi. What's your name?
B: My name is Carla. And what's your name?
A: My name is David.




2. A: What's his name?
B: his name is Michael.
A: And what's her name?
B: her name is Sarah.

Choose the correct responses.

1. A: Hi, Daniel.
B: Hello
• Hello.
• It's nice to meet you.
2. A: My name is Pam Walker.
B: I'm Jake Williams
• It's Williams.
• I'm Jake Williams.
3. A: Hello, Yuko. How's it going?
B: Fine, thanks.
• Fine, thanks.
• Nice to meet you, too.
4. A: How do you spell your last name?
B: R-O-G-E-R-S
• R-O-G-E-R-S.
• It's Rogers.
5. A: I'm Bill Delgado.
B: It's nice to meet you
• Nice to meet you, too.
• It's nice to meet you.




Complete the conversations.



1. A: Hello, Mr Jones.
B: Good morning, Susan.
How are you?
A: Good OK, thank you.

2. A: Hi. How are you, Mrs. Stein?
B: I'm just fine, thank you.
How about you,
Mr. Smith?
A: Pretty good, thanks.




3. A: How's it you, Tim?
B: Great. How are you doing?
A: Pretty good.

Complete the conversations. Use the words in the box.

- | | | | | |
|---|--|--|--|---|
| <input checked="" type="checkbox"/> am | <input checked="" type="checkbox"/> he's | <input type="checkbox"/> I'm not | <input checked="" type="checkbox"/> it's | <input checked="" type="checkbox"/> you |
| <input checked="" type="checkbox"/> are | <input checked="" type="checkbox"/> I'm | <input checked="" type="checkbox"/> is | <input checked="" type="checkbox"/> me | <input type="checkbox"/> you're |


1. Debra: Excuse me. Are you James Lawson?
Kevin: No, I'm not. he's over there.
Debra: Oh, I'm sorry.
2. Debra: Excuse me. are you James Lawson?
James: Yes, I am.
Debra: Hi, James. My name is Debra Marks.
James: Oh, you're in my English class.
Debra: That's right. it's nice to meet you.
James: Nice to meet you, too.



Complete the conversation. Use the questions in the box.

- | | |
|--|---|
| <input checked="" type="checkbox"/> What's your name? | <input checked="" type="checkbox"/> And what's your email address? |
| <input checked="" type="checkbox"/> And how do you spell your last name? | <input checked="" type="checkbox"/> What's your phone number? |
| <input checked="" type="checkbox"/> Are you Ashley Nevins? | <input checked="" type="checkbox"/> How do you spell your first name? |

- A: Hi. Are you Ashley Nevins?
B: No, I'm not.
A: Oh, I'm sorry. What's your name?
B: Kerry Moore.
A: How do you spell your first name?
B: K-E-R-R-Y.
A: And how do you spell your last name?
B: M-O-O-R-E.
A: What's your phone number?
B: It's 618-555-7120.
A: And what's your email address?
B: It's kmoore19@cup.org.



Hello and good-bye!

A Complete the conversations. Use the words in parentheses.

1. A: Hi

(Hi. / Excuse me.) How are you?

B: I'm fine, thanks.

2. A: Good-bye

(Hello. / Good-bye.)

B: See you tomorrow.

3. A: Excuse me

(Excuse me. / Thank you.) Are you Soo-mi Kim?

B: Yes, I am.

4. A: Good night

(Good evening. / Good night.)

B: Hello.

What are these things?

A What's in the picture? Write the things.

1. a bag

2. an umbrella

3. a Lap top


4. a cell phone

5. a book

6. a briefcase

7. a Comb

8. a trash can



B What's in the picture? Write sentences.

1. This is a bag.

2. This is an umbrella

3. This is a Lap top


4. This is a cell phone

5. This is a book



6. This is a briefcase

7. This is a Comb



8. This is a trash can



Complete the questions with this or these. Then answer the questions.



1. A: What's this ? B: It's a camera.
2. A: What's this ? B: It's a watch.
3. A: What are these ? B: They're an earring.



4. A: What are these ? B: They're a markers.
5. A: What are these ? B: They're a glasses.
6. A: What's this ? B: It's a Credential.

Complete the conversation. Use the words in the box.

<input checked="" type="checkbox"/> a	<input checked="" type="checkbox"/> 's	<input type="checkbox"/> this	<input checked="" type="checkbox"/> they	<input checked="" type="checkbox"/> you
<input checked="" type="checkbox"/> an	<input checked="" type="checkbox"/> it's	<input checked="" type="checkbox"/> these	<input checked="" type="checkbox"/> they're	<input checked="" type="checkbox"/> you're

Dana: Wow! What's this?

Chris: It's a purse.

Dana: Oh, cool. Thank you, Chris.

Chris: you're welcome.

Eva: Now open this box.

Dana: OK. What 's this?

Eva: It's a scarf.


Dana: Oh, thank you, Eva. And what are these ?

Eva: they 're earrings.

Dana: Thanks! They're great!

Amy: Open this, too!

Dana: Oh, it's an umbrella. Thanks, Amy!



Complete the conversations.




1. A: Where is my English dictionary?
 B: Is that in your book bag?
 A: No, it's not.
 B: Wait a minute. This it on the desk?
 A: Yes, it is. Thank you!



2. A: Where this my newspaper?
 B: No, It's not.
 It's my newspaper.
 A: Sorry. Where is my newspaper?
 B: Is that under your chair?
 A: Oh, yes, it is. Thanks.



3. A: Where are my glasses?
 B: Are these in your purse?
 A: No, they're not.
 B: Are they on your desk?
 A: Hmm. Yes, they are. Thanks.




4. A: Are my pens on your desk?
 B: No, it's not. Sorry.
 A: Hmm. where are my pens?
 B: Are they in your pocket?
 A: Let me see. Yes, they are.
 Thank you!

Complete the sentences. Use the prepositions in the box.

behind in in front of next to on under



1. The wallet is in
the purse.




2. The chair is behind
the desk.




3. The glasses are on
the chair.



4. The cell phone is under
the table.



5. The map is in front of
the briefcase.



6. The keys are next to
the umbrella.

Where are these things?

A Look at the picture. Write questions and answers about the things in parentheses.



A: Where is the briefcase? (briefcase)

B: It's next to the television.

A: Where are the books? (books)

B: They're under the table.

A: Where is the cell? (cell phone)

B: It's in the purse.

4. A: Where are the keys? (keys)

B: They're on the briefcase.

5. A: Where is the camera? (camera)

B: It's in front of the television.

6. A: Where are the (sunglasses)?

B: They're next to the wallet.