




PASIÓN POR EDUCAR



Worksheets




# 1 It's nice to meet you.

## 1 CONVERSATION *My name is Jennifer Miller.*

**A** Listen and practice.

Michael: Hello. My name is Michael Ota.  
Jennifer: Hi. My name is Jennifer Miller.  
Michael: It's nice to meet you, Jennifer.  
Jennifer: Nice to meet you, too.  
Michael: I'm sorry. What's your last name again?  
Jennifer: It's Miller.


| first names | last names |
|-------------|------------|
| Jennifer    | Miller     |
| Michael     | Ota        |



**B PAIR WORK** Introduce yourself to your partner.

## 2 SNAPSHOT


Listen and practice.



### Popular Names in the U.S.

for Both Males and Females

Taylor Jordan Casey Jamie Riley  
Jessie Hayden Peyton Quinn Rory



**Taylor Lautner** **Taylor Swift**

Source: [www.babynames1000.com](http://www.babynames1000.com)

Circle the names you know.

What are some popular names for males in your country? for females? maria, guadalupe, margarita, sofia.

What names are popular for both males and females? juan, jose, pedro

### 3 GRAMMAR FOCUS

#### My, your, his, her

What's **your** name?  
 What's **his** name?  
 What's **her** name?

**My** name is Taylor.  
**His** name is Michael.  
**Her** name is Jennifer.

What's = What is

**A** Complete the conversations. Use *my, your, his, or her*.



- A: Hello. What's *your* name?  
 B: Hi. *my* name is Antonio.  
 What's *your* name?  
 A: *my* name is Nicole.



- A: What's *your* name?  
 B: *his* name is Michael.  
 A: And what's *her* name?  
 B: *her* name is Jennifer.

**B PAIR WORK** Practice the conversations with a partner.

### 4 SPELLING NAMES

**A** Listen and practice.

A B C D E F G H I J K L M N O P Q R S T U V W X Y Z  
 a b c d e f g h i j k l m n o p q r s t u v w x y z

**B CLASS ACTIVITY** Listen and practice. Then practice with your own names. Make a list of your classmates' names.

- A: What's your name?  
 B: My name is Sarah Conner.  
 A: Is that S-A-R-A-H?  
 B: Yes, that's right.  
 A: How do you spell your last name? C-O-N-N-O-R?  
 B: No, it's C-O-N-N-E-R.

My Classmates  
 Sarah Conner  
 Jennifer Miller

### 5 LISTENING First names

How do you spell the names? Listen and check (✓) the correct answers.

- Kara  
 Cara
- Mark  
 Marc
- Shawn  
 Sean
- Sophia  
 Sofia

It's nice to meet you. ■ 3

## 6 WORD POWER Titles

A Listen and practice.

**Miss** Ito (single females)  
**Mrs.** Morgan (married females)

**Ms.** Chen (single or married females)  
**Mr.** Garcia (single or married males)

B Listen and write the titles.

1. ....**mr.**.... Lopez    2. ....**mr.**.... Smith    3. ....**miss**.... Kim    4. ....**mr.**.... Anderson

## 7 SAYING HELLO

A Listen and practice.



**B CLASS ACTIVITY** Go around the class. Greet your classmates formally (with titles) and informally (without titles).



## 8 CONVERSATION *He's over there.*

**A** Listen and practice.

Jennifer: Excuse me. Are you Steven Carson?  
David: No, I'm not. He's over there.  
Jennifer: Oh, I'm sorry.

Jennifer: Steven? This is your book.  
Steven: Oh, thank you. You're in my class, right?  
Jennifer: Yes, I am. I'm Jennifer Miller.

Steven: Hey, David, this is Jennifer. She's in our math class.  
David: Hi, Jennifer.  
Jennifer: Hi, David. Nice to meet you.



**B GROUP WORK** Greet a classmate. Then introduce him or her to another classmate.

"Hey, Ming, this is ..."

## 9 GRAMMAR FOCUS

### The verb be

**I'm** Jennifer Miller.  
**You're** in my class.  
**She's** in our class. (**Jennifer is** in our class.)  
**He's** over there. (**Steven is** over there.)  
**It's** Miller. (**My last name is** Miller.)

**Are you** Steven Carson?  
Yes, **I am**.  
No, **I'm not**.  
How **are you**?  
**I'm** fine.

**I'm** = I am  
**You're** = You are  
**He's** = He is  
**She's** = She is  
**It's** = It is

**A** Complete the conversation with the correct words in parentheses. Then practice with a partner.


David: Hello, Jennifer. How *are* (is / are) you?  
Jennifer: *i'm* (She's / I'm) fine, thanks.  
*i'm* (I'm / It's) sorry – what's your name again?  
David: *it's* (He's / It's) David – David Medina.  
Jennifer: That's right! David, this *is* (is / am) Sarah Conner.  
*she's* (She's / He's) in our math class.  
David: Hi, Sarah. *it's* (I'm / It's) nice to meet you.  
Sarah: Hi, David. I think *you're* (you're / I'm) in my English class, too.  
David: Oh, right! Yes, I *am* (are / am).

*It's nice to meet you.* ■ 5

**B** Complete the conversations. Then practice in groups.

Nicole: Excuse me. Are you Steven Carson?  
 David: No, I'm not. My name is  
 David Medina. Steven it's over there.  
 Nicole: Oh, sorry.

Nicole: are you Steven Carson?  
 Steven: Yes, I am.  
 Nicole: Hi my name is Nicole Johnson.  
 Steven: Oh, you're in my math class, right?  
 Nicole: Yes, I am.  
 Steven: hi, nicole nice to meet you.



**C CLASS ACTIVITY** Write your name on a piece of paper. Put the papers in a bag. Then take a different paper. Find the other student.

A: Excuse me. Are you Jin-sook Cho?  
 B: No, I'm not. She's over there.  
 A: Hi. Are you Jin-sook Cho?  
 C: Yes, I am.

## 10 PRONUNCIATION *Linked sounds*

Listen and practice. Notice the linked sounds.

I'm Antonio. She's over there. You're in my class.

## 11 PERSONAL INFORMATION

**A** Listen and practice.

|      |     |     |       |      |      |     |       |       |      |     |
|------|-----|-----|-------|------|------|-----|-------|-------|------|-----|
| 0    | 1   | 2   | 3     | 4    | 5    | 6   | 7     | 8     | 9    | 10  |
| zero | one | two | three | four | five | six | seven | eight | nine | ten |
| (oh) |     |     |       |      |      |     |       |       |      |     |

**B PAIR WORK** Practice these phone numbers and email addresses. How do you spell your first name? Write your answers.



"Her name is Allison Parker. Her work phone number is four-oh-two, five-five-five, two-three-oh-one. Her cell . . ."

# 2 What's this?

## 1 SNAPSHOT

Listen and practice.

### What's in your bag?



Check (✓) the things in your bag.  
What other things are in your bag?

Source: Based on interviews with people between the ages of 16 and 30

## 2 ARTICLES Classroom objects

A Listen. Complete these sentences with *a* or *an*.

### articles

**an** + vowel sound  
**a** + consonant sound




1. This is ..**a**..... book.




2. This is **an**..... eraser.

3. This is ..**a**..... English book.



4. This is ..**a**..... marker.



5. This is ..**an**.... notebook.



6. This is ..**a**..... clock.

B PAIRWORK Find and spell these things in your classroom.

|          |            |          |        |             |
|----------|------------|----------|--------|-------------|
| board    | desk       | eraser   | pen    | wall        |
| book bag | dictionary | map      | pencil | wastebasket |
| chair    | door       | notebook | table  | window      |

A: This is a board.  
B: How do you spell *board*?  
A: B-O-A-R-D.

## 5 GRAMMAR FOCUS

### This/these, it/they; plurals



**This is a** clock.

What's **this**?  
**It's an** earring.

**It's** = It is  
**They're** = They are



**These are** clocks.



What **are these**?  
**They're** earrings.

Complete these conversations. Then practice with a partner.



1. A: What are these ..... ?  
B: They're keys.....

2. A: What this ..... ?  
B: it's an map.....

3. A: What are these ..... ?  
B: they're backpacks.....



4. A: What this ..... ?  
B: it's an clock.....

5. A: What this ..... ?  
B: it's an umbrella.....

6. A: What this ..... ?  
B: it's an lenses.....

## 6 WHAT'S THIS CALLED?

**A** Listen and practice.



A: What's this called in English?  
B: I don't know.  
C: It's a credit card.  
A: How do you spell that?  
C: C-R-E-D-I-T C-A-R-D.



A: What are these called in English?  
B: I think they're called chopsticks.  
A: How do you spell that?  
B: C-H-O-P-S-T-I-C-K-S.

**B GROUP WORK** Choose four things. Put them on a desk. Then ask about the name and spelling of each thing.



3

Complete the conversations.




1. A: Hello, Mr. Jones.  
B: good morning, Susan.  
how are you?  
A: I'm fine OK, thank you.

2. A: Hi. How are you , Mrs. Stein?  
B: I'm just fine , thank you.  
How about he's ,  
mr. Smith?  
A: Pretty good , thanks.



3. A: How's it class , Tim?  
B: Great. how are you doing?  
A: Pretty good.




8

Complete the conversations. Use the words in the box.

- |                              |                               |                                  |  |                                 |
|------------------------------|-------------------------------|----------------------------------|--|---------------------------------|
| <input type="checkbox"/> am  | <input type="checkbox"/> he's | <input type="checkbox"/> I'm not | <input type="checkbox"/> it's          | <input type="checkbox"/> you    |
| <input type="checkbox"/> are | <input type="checkbox"/> I'm  | <input type="checkbox"/> is      | <input checked="" type="checkbox"/> me | <input type="checkbox"/> you're |

1. Debra: Excuse me . Are you're James Lawson?  
 Kevin: No, I'm not . he's over there.  
 Debra: Oh, I'm sorry.
2. Debra: Excuse me. you're you James Lawson?  
 James: Yes, I I'm .  
 Debra: Hi, James. My name is Debra Marks.  
 James: Oh, you're in my English class.  
 Debra: That's right. are nice to meet you.  
 James: Nice to meet you, too.




9

Complete the conversation. Use the questions in the box.

- |   |  |
|---|--|
| <input type="checkbox"/> What's your name?                    | <input type="checkbox"/> And what's your email address?    |
| <input type="checkbox"/> And how do you spell your last name? | <input type="checkbox"/> What's your phone number?         |
| <input checked="" type="checkbox"/> Are you Ashley Nevins?    | <input type="checkbox"/> How do you spell your first name? |

- A: Hi. Are you Ashley Nevins?  
 B: No, I'm not.  
 A: Oh, I'm sorry. what's your name?  
 B: Kerry Moore.  
 A: how do you spell your first name?  
 B: K-E-R-R-Y.  
 A: and how do you spell your last name?  
 B: M-O-O-R-E.  
 A: what's your phone number?  
 B: It's 618-555-7120.  
 A: and what's your email address?  
 B: It's kmoore19@cup.org.



# 3


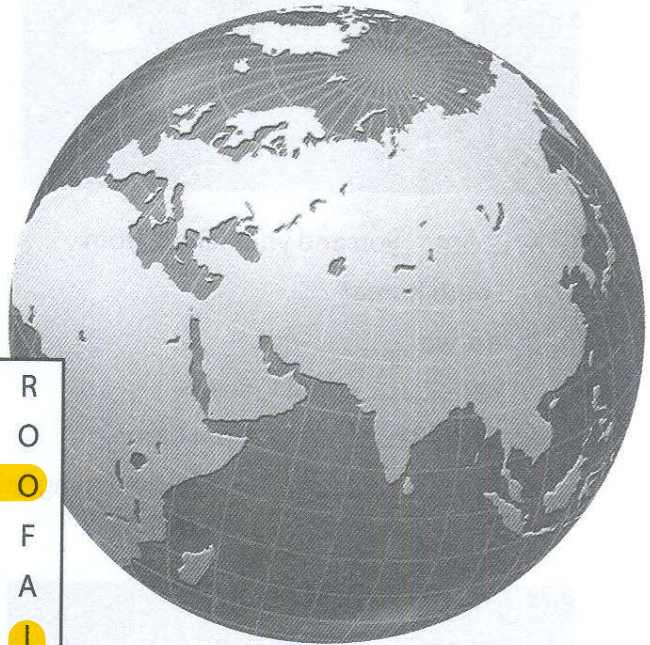
## Where are you from?

1

### Cities and countries

**A** Find and circle these countries in the puzzle.

|   |                                      |
|---|--------------------------------------|
| <input checked="" type="checkbox"/> Argentina | <input type="checkbox"/> India       |
| <input type="checkbox"/> Brazil               | <input type="checkbox"/> Japan       |
| <input type="checkbox"/> Canada               | <input type="checkbox"/> Mexico      |
| <input type="checkbox"/> China                | <input type="checkbox"/> South Korea |
| <input type="checkbox"/> Colombia             | <input type="checkbox"/> Turkey      |




|   |   |   |   |   |   |   |   |   |   |
|---|---|---|---|---|---|---|---|---|---|
| S | C | M | H | P | F | W | F | B | R |
| M | O | H | C | J | L | V | P | L | O |
| E | L | U | I | M | E | X | I | C | O |
| H | O | S | T | N | X | Z | X | J | F |
| I | M | K | I | H | A | A | P | A | A |
| D | B | T | U | R | K | E | Y | P | I |
| D | I | M | B | I | M | O | C | A | N |
| C | A | N | A | D | A | S | R | N | D |
| U | E | P | D | K | Q | S | N | E | I |
| C | A | R | G | E | N | T | I | N | A |

**B** Where are these cities? Complete the sentences with the countries in part A.


- Delhi and Mumbai are in India.
- Shanghai is in china.
- Tokyo is in japan
- São Paulo and Rio are in brazil.
- Seoul and Daejeon are in south korea.
- Buenos Aires is in argentina.
- Vancouver and Ottawa are in canada.
- Istanbul is in turkey.

## 2


Complete the conversations with *am, 'm, are, 're, is, or 's*.




1. A: Are you and your family from South Korea?  
 B: No, we is not.  
 We are from China.  
 A: Oh, so you 're from China.  
 B: Yes, I am . I 'm from Shanghai.



2. A: Are Brazil in Central America, Dad?  
 B: No, it 're not. It is in South America.  
 A: Oh. Are we from Brazil, Dad?  
 B: Yes, we am . We are from Brazil originally, but we or's here in the U.S. now.



3. A: Are this your wallet?  
 B: Yes, it is . Thanks.  
 A: And am these your pictures?  
 B: Yes, they is .  
 A: Well, they 're very nice pictures.  
 B: Thank you!



4. A: Are your English teacher from the U.S.?  
 B: No, she 're not. She is from Canada. Montreal, Canada.  
 A: Are English her first language?  
 B: No, it 'm not. Her first language is French.

3

Answer the questions.




1. A: Is he from Brazil?

B: No, he's not. He's from Ireland.



2. A: Are they from India?

B: yes, she are they from india



3. A: Is she from Canada?

B: no, she's not. she's from united states.




4. A: Is she in Mexico?

B: no, she's not in mexico



5. A: Are they in Jakarta?

B: no, are they in new york



6. A: Are they in Australia?

B: no, are they in perth zoo

## 2 a, an: indefinite article

It's **a** present.  
It's **a** lovely day.


- We use **a** before consonants:  
*Are you **a** doctor?*

### Consonants

|   |   |   |   |   |   |   |
|---|---|---|---|---|---|---|
| b | f | j | m | q | t | x |
| c | g | k | n | r | v | y |
| d | h | l | p | s | w | z |

Here's **an** orange.  
He's **an** old man now.

- We use **an** before vowels:  
*I'm **an** English teacher.*



### Vowels

|   |   |   |   |   |
|---|---|---|---|---|
| a | e | i | o | u |
|---|---|---|---|---|

## Practice

2 Complete the sentences using **a** or **an**.

- |                                    |   |
|------------------------------------|---|
| 1 It's <b>a</b> new book.          | 6 He's <b>an</b> waiter.                |
| 2 She's <b>an</b> English teacher. | 7 It's <b>a</b> ugly house.             |
| 3 Are you <b>a</b> student?        | 8 Here's <b>an</b> ticket for the play. |
| 4 Britain is <b>a</b> island.      | 9 He's <b>a</b> good worker.            |
| 5 They're at <b>an</b> restaurant. | 10 It's not <b>a</b> easy language.     |

## 6 *my, your, her, his ...* : possessive adjectives

That's **my** daughter.  
 Is this **your** book?  
 This is **her** office.  
 I've got **their** phone number.

| <i>Personal pronouns</i> |   | <i>Possessive adjectives</i> |
|--------------------------|---|------------------------------|
| I                        | → | my                           |
| you                      | → | your                         |
| she                      | → | her                          |
| he                       | → | his                          |
| it                       | → | its                          |
| we                       | → | our                          |
| they                     | → | their                        |

### Notes

- **my, your, her, his, its, our, their** do not change. They are the same with singular and plural nouns:  
*Here's **my** book.*                      *I like **their** car.*  
*Here are **my** books.*                      *I like **their** cars.*
- The possessive **its** has no apostrophe ('):   
*The cat likes **its** food.*  
 NOT ~~*The cat likes **it's** food.*~~

### Practice

- 6 Complete the sentences with **my, your, her, his, its, our** or **their**.
- 1 Alison is doing *her* homework.
  - 2 Do you live with *your* parents?
  - 3 We love *your* new house.
  - 4 He's in *his* office.
  - 5 The children are with *her* grandmother.
  - 6 I like *you* new job.
  - 7 Are you and your sister enjoying *her* English classes?
  - 8 Amsterdam is famous for *their* canals.
  - 9 She's with *my* boyfriend.
  - 10 They haven't got *their* umbrellas.
  - 11 She's in *my* bedroom.
  - 12 He's looking for *his* shoes.
  - 13 I like visiting *my* friends at the weekend.
  - 14 Are the teachers having *their* meeting now?
  - 15 Have you got *my* passport?

# Verbs

## 11 *am, is, are*: Present Simple tense of verb *to be*

### FORM

Positive

Negative

| Long     | Short   | Long         | Short       | Question       |
|----------|---------|--------------|-------------|----------------|
| I am     | I'm     | I am not     | I'm not     | Am I ... ?     |
| You are  | You're  | You are not  | You aren't  | Are you ... ?  |
| She is   | She's   | She is not   | She isn't   | Is she ... ?   |
| He is    | He's    | He is not    | He isn't    | Is he ... ?    |
| It is    | It's    | It is not    | It isn't    | Is it ... ?    |
| We are   | We're   | We are not   | We aren't   | Are we ... ?   |
| They are | They're | They are not | They aren't | Are they ... ? |

**Note:** We can always use the positive short form after pronouns (*I'm, you're, she's, he's, it's, we're, they're*) but we cannot always use it after nouns.

► See Appendix 3 on short forms.

### Practice

#### 11a Write the short form.

- |   |   |
|---|---|
| 1 It is a lovely day.<br><i>It's a lovely day.</i>              | 6 It is not very warm.<br><i>It isn't very warm</i> ..... |
| 2 We are not students.<br><i>We aren't students.</i>            | 7 He is American.<br><i>he's american</i> .....           |
| 3 I am sorry.<br><i>I'm sorry</i> .....                         | 8 I am not very well.<br><i>I'm not very well</i> .....   |
| 4 She is not here today.<br><i>she isn't here today</i> .....   | 9 You are very cold.<br><i>you aren't very cold</i> ..... |
| 5 They are in the garden.<br><i>they're in the garden</i> ..... | 10 We are late.<br><i>we're late</i> .....                |

#### 11b Complete the sentences with *am, is* or *are*.

- |                                     |                                       |
|-------------------------------------|---------------------------------------|
| 1 She <i>is</i> in my class.        | 8 The book <i>is</i> here.            |
| 2 They <i>are</i> not in my office. | 9 The class <i>is</i> very big.       |
| 3 I <i>am</i> from Spain.           | 10 The books <i>are</i> on my desk.   |
| 4 He <i>is</i> a good teacher.      | 11 My sister and I <i>am</i> leaving. |
| 5 How <i>are</i> you?               | 12 It <i>is</i> not my pen.           |
| 6 <i>is</i> she coming?             | 13 <i>is</i> English very difficult?  |
| 7 <i>is</i> they at home?           | 14 <i>is</i> I right?                 |