




PASIÓN POR EDUCAR



Worksheets




1 It's nice to meet you.

1 CONVERSATION *My name is Jennifer Miller.*

A Listen and practice.

Michael: Hello. My name is Michael Ota.
Jennifer: Hi. My name is Jennifer Miller.
Michael: It's nice to meet you, Jennifer.
Jennifer: Nice to meet you, too.
Michael: I'm sorry. What's your last name again?
Jennifer: It's Miller.


first names	last names
Jennifer	Miller
Michael	Ota



B PAIR WORK Introduce yourself to your partner.

2 SNAPSHOT

Listen and practice.



Taylor Lautner

Popular Names in the U.S.

for Both Males and Females

Taylor Jordan Casey Jamie Riley
Jessie Hayden Peyton Quinn Rory



Taylor Swift

Source: www.babynames1000.com

Circle the names you know.

What are some popular names for males in your country? for females?

What names are popular for both males and females?

3 GRAMMAR FOCUS

I'm My, your, his, her

What's **your** name?
What's **his** name?
What's **her** name?

My name is Taylor.
His name is Michael.
Her name is Jennifer.

What's = What is

A Complete the conversations. Use *my, your, his, or her*.



1. A: Hello. What's your name?
B: Hi. my name is Antonio.
What's your name?
A: My name is Nicole.



2. A: What's your name?
B: My name is Michael.
A: And what's his name?
B: or her name is Jennifer.

B PAIR WORK Practice the conversations with a partner.

4 SPELLING NAMES

A Listen and practice.

A B C D E F G H I J K L M N O P Q R S T U V W X Y Z
a b c d e f g h i j k l m n o p q r s t u v w x y z

B CLASS ACTIVITY Listen and practice. Then practice with your own names. Make a list of your classmates' names.

- A: What's your name?
B: My name is Sarah Conner.
A: Is that S-A-R-A-H?
B: Yes, that's right.
A: How do you spell your last name? C-O-N-N-O-R?
B: No, it's C-O-N-N-E-R.

My Classmates
Sarah Conner
Jennifer Miller

5 LISTENING First names

How do you spell the names? Listen and check (✓) the correct answers.

1. Kara Cara
2. Mark Marc
3. Shawn Sean
4. Sophia Sofia

It's nice to meet you. ■ 3

6 WORD POWER Titles

A Listen and practice.

Miss Ito (single females)
Mrs. Morgan (married females)

Ms. Chen (single or married females)
Mr. Garcia (single or married males)

B Listen and write the titles.

1. Mr. Escriba el texto aquí Mrs. Smith 3. Miss Kim 4. Ms. Anderson

7 SAYING HELLO

A Listen and practice.



B CLASS ACTIVITY Go around the class. Greet your classmates formally (with titles) and informally (without titles).


8 CONVERSATION *He's over there.*

A Listen and practice.

Jennifer: Excuse me. Are you Steven Carson?
David: No, I'm not. He's over there.
Jennifer: Oh, I'm sorry.

Jennifer: Steven? This is your book.
Steven: Oh, thank you. You're in my class, right?
Jennifer: Yes, I am. I'm Jennifer Miller.

Steven: Hey, David, this is Jennifer. She's in our math class.
David: Hi, Jennifer.
Jennifer: Hi, David. Nice to meet you.



B GROUP WORK Greet a classmate. Then introduce him or her to another classmate.

"Hey, Ming, this is ..."

9 GRAMMAR FOCUS

The verb be

I'm Jennifer Miller.
You're in my class.
She's in our class. (**Jennifer is** in our class.)
He's over there. (**Steven is** over there.)
It's Miller. (**My last name is** Miller.)

Are you Steven Carson?
Yes, **I am**.
No, **I'm not**.
How **are you**?
I'm fine.

I'm = I am
You're = You are
He's = He is
She's = She is
It's = It is

A Complete the conversation with the correct words in parentheses. Then practice with a partner.


David: Hello, Jennifer. How are (is / are) you?
Jennifer: I'm (She's / I'm) fine, thanks.
I'm (I'm / It's) sorry – what's your name again?
David: It's (He's / It's) David – David Medina.
Jennifer: That's right! David, this is (is / am) Sarah Conner.
she's (She's / He's) in our math class.
David: Hi, Sarah. it's (I'm / It's) nice to meet you.
Sarah: Hi, David. I think you're (you're / I'm) in my English class, too.
David: Oh, right! Yes, I am (are / am).

It's nice to meet you. ■ 5

B Complete the conversations. Then practice in groups.

Nicole: Excuse me. Are you Steven Carson?
 David: No, I'm not. My name is
 David Medina. Steven he's over there.
 Nicole: Oh, sorry.

Nicole: Hi you Steven Carson?
 Steven: Yes, I am.
 Nicole: Hi. I am Nicole Johnson.
 Steven: Oh, it's in my math class, right?
 Nicole: Yes, I am.
 Steven: It's nice to meet you.



C CLASS ACTIVITY Write your name on a piece of paper. Put the papers in a bag. Then take a different paper. Find the other student.

A: Excuse me. Are you Jin-sook Cho?
 B: No, I'm not. She's over there.
 A: Hi. Are you Jin-sook Cho?
 C: Yes, I am.

10 PRONUNCIATION *Linked sounds*

Listen and practice. Notice the linked sounds.

I'm Antonio. She's over there. You're in my class.

11 PERSONAL INFORMATION

A Listen and practice.

0	1	2	3	4	5	6	7	8	9	10
zero	one	two	three	four	five	six	seven	eight	nine	ten
(oh)										

B PAIR WORK Practice these phone numbers and email addresses. Then listen and check your answers.



at dot



"Her name is Allison Parker. Her work phone number is four-oh-two, five-five-five, two-three-oh-one. Her cell . . ."

2 What's this?

1 SNAPSHOT

Listen and practice.

What's in your bag?



Check (✓) the things in your bag.
What other things are in your bag?


Source: Based on interviews with people between the ages of 16 and 30

2 ARTICLES Classroom objects

A Listen. Complete these sentences with *a* or *an*.

articles

an + vowel sound
a + consonant sound




1. This is an book.




2. This is an eraser.

3. This is an English book.



4. This is an marker.



5. This is a notebook.



6. This is an clock.

B PAIRWORK Find and spell these things in your classroom.

board	desk	eraser	pen	wall
book bag	dictionary	map	pencil	wastebasket
chair	door	notebook	table	window

A: This is a board.
B: How do you spell *board*?
A: B-O-A-R-D.

5 GRAMMAR FOCUS

This/these, it/they; plurals



This is a clock.



What's this?
It's an earring.

It's = It is
They're = They are

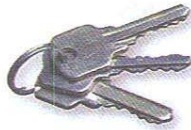


These are clocks.



What are these?
They're earrings.

Complete these conversations. Then practice with a partner.



1. A: What are these ?
B: They're keys.

2. A: What are this ?
B: It's an map

3. A: What are these ?
B: they're backpacks

Escriba el texto aquí




4. A: What are this ?
B: It's an clock

5. A: What are this ?
B: It's an umbrella

6. A: What are this ?
B: It's an glasses

6 WHAT'S THIS CALLED?

A Listen and practice.



A: What's this called in English?
B: I don't know.
C: It's a credit card.
A: How do you spell that?
C: C-R-E-D-I-T C-A-R-D.



A: What are these called in English?
B: I think they're called chopsticks.
A: How do you spell that?
B: C-H-O-P-S-T-I-C-K-S.

B GROUP WORK Choose four things. Put them on a desk. Then ask about the name and spelling of each thing.

3

Complete the conversations.



1. A: Hello, Mr. Jones.
B: their morning, Susan.
how are you?
A: I'm OK, thank you.

2. A: Hi. How are you , Mrs. Stein?
B: I'm just fine , thank you.
How about you ,
Mr. Smith?
A: Pretty day , thanks.



3. A: How's it you , Tim?
B: Great. how are you doing?
A: Pretty good.



8

Complete the conversations. Use the words in the box.

- | | | | | |
|------------------------------|-------------------------------|----------------------------------|--|---------------------------------|
| <input type="checkbox"/> am | <input type="checkbox"/> he's | <input type="checkbox"/> I'm not | <input type="checkbox"/> it's | <input type="checkbox"/> you |
| <input type="checkbox"/> are | <input type="checkbox"/> I'm | <input type="checkbox"/> is | <input checked="" type="checkbox"/> me | <input type="checkbox"/> you're |

1. Debra: Excuse me . Are you're James Lawson?

Kevin: No, I'm . he's over there.

Debra: Oh, I'm not sorry.

2. Debra: Excuse me. are you James Lawson?


James: Yes, I am .

Debra: Hi, James. My name is Debra Marks.

James: Oh, is in my English class.

Debra: That's right. it's nice to meet you.

James: Nice to meet you, too.



9

Complete the conversation. Use the questions in the box.

- | | |
|---|--|
| <input type="checkbox"/> What's your name? | <input type="checkbox"/> And what's your email address? |
| <input type="checkbox"/> And how do you spell your last name? | <input type="checkbox"/> What's your phone number? |
| <input checked="" type="checkbox"/> Are you Ashley Nevins? | <input type="checkbox"/> How do you spell your first name? |

A: Hi. Are you Ashley Nevins?

B: No, I'm not.

A: Oh, I'm sorry. What's your name?

B: Kerry Moore.

A: how do you spell your first name?

B: K-E-R-R-Y.

A: And how do you spell your last name?


B: M-O-O-R-E.

A: What's your phone number?

B: It's 618-555-7120.

A: And what's your email address?

B: It's kmoore19@cup.org.



3


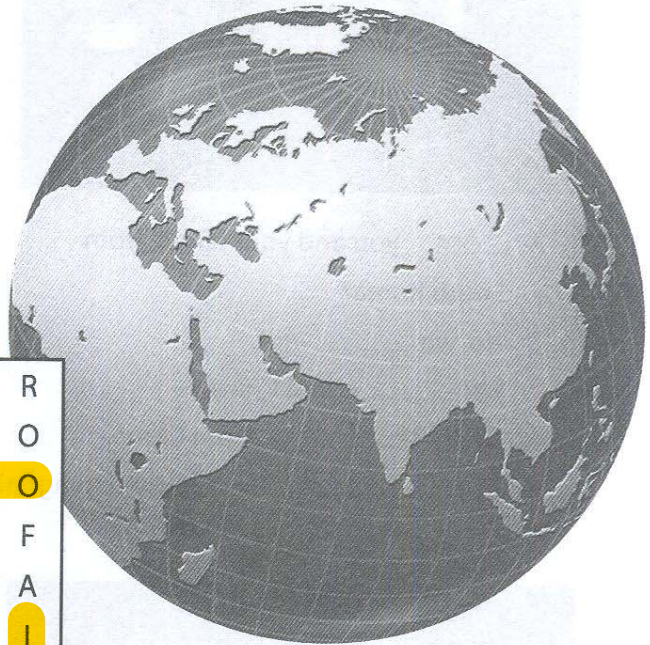
Where are you from?

1

Cities and countries

A Find and circle these countries in the puzzle.

<input checked="" type="checkbox"/> Argentina	<input checked="" type="checkbox"/> India
<input checked="" type="checkbox"/> Brazil	<input checked="" type="checkbox"/> Japan
<input checked="" type="checkbox"/> Canada	<input checked="" type="checkbox"/> Mexico
<input checked="" type="checkbox"/> China	<input checked="" type="checkbox"/> South Korea
<input checked="" type="checkbox"/> Colombia	<input checked="" type="checkbox"/> Turkey




S	C	M	H	P	F	W	F	B	R
M	O	H	C	J	L	V	P	L	O
E	L	U	I	M	E	X	I	C	O
H	O	S	T	N	X	Z	X	J	F
I	M	K	I	H	A	A	P	A	A
D	B	T	U	R	K	E	Y	P	I
D	I	M	B	I	M	O	C	A	N
C	A	N	A	D	A	S	R	N	D
U	E	P	D	K	Q	S	N	E	I
C	A	R	G	E	N	T	I	N	A

B Where are these cities? Complete the sentences with the countries in part A.


- Delhi and Mumbai are in India.
- Shanghai are in China
- Tokyo are in Japan
- São Paulo and Rio are in Brasil
- Seoul and Daejeon are south Korea
- Buenos Aires are in Argentina
- Vancouver and Ottawa are in Canada
- Istanbul are in Turkey

2


Complete the conversations with am, 'm, are, 're, is, or 's.




1. A: Are you and your family from South Korea?
 B: No, we 'm not.
 We are from China.
 A: Oh, so you is from China.
 B: Yes, I 'm . I 'm from Shanghai.



2. A: 's Brazil in Central America, Dad?
 B: No, it is not. It is in South America.
 A: Oh. Are we from Brazil, Dad?
 B: Yes, we are . We are from Brazil originally, but we is here in the U.S. now.



3. A: 's this your wallet?
 B: Yes, it is . Thanks.
 A: And are these your pictures?
 B: Yes, they are .
 A: Well, they 're very nice pictures.
 B: Thank you!



4. A: 's your English teacher from the U.S.?
 B: No, she is not. She is from Canada. Montreal, Canada.
 A: 's English her first language?
 B: No, it is not. Her first language is French.

3

Answer the questions.




1. A: Is he from Brazil?

B: No, he's not. He's from Ireland.



2. A: Are they from India?

B: Yes, they are from in India




3. A: Is she from Canada?

B: No, he's not. he's from united states




4. A: Is she in Mexico?

B: No, he's not. he's from japan



5. A: Are they in Jakarta?

B: No, they are from Mexico



6. A: Are they in Australia?

B: Yes, they are from Australia

2 a, an: indefinite article

It's **a** present.
It's **a** lovely day.


- We use **a** before consonants:
*Are you **a** doctor?*

Consonants

b	f	j	m	q	t	x
c	g	k	n	r	v	y
d	h	l	p	s	w	z

Here's **an** orange.
He's **an** old man now.

- We use **an** before vowels:
*I'm **an** English teacher.*



Vowels

a	e	i	o	u
---	---	---	---	---

Practice

2 Complete the sentences using **a** or **an**.

- | | |
|------------------------------------|--|
| 1 It's a new book. | 6 He's a waiter. |
| 2 She's an English teacher. | 7 It's an ugly house. |
| 3 Are you a student? | 8 Here's a ticket for the play. |
| 4 Britain is a island. | 9 He's a good worker. |
| 5 They're at a restaurant. | 10 It's not a easy language. |

6 *my, your, her, his ...* : possessive adjectives

That's **my** daughter.
 Is this **your** book?
 This is **her** office.
 I've got **their** phone number.

<i>Personal pronouns</i>		<i>Possessive adjectives</i>
I	→	my
you	→	your
she	→	her
he	→	his
it	→	its
we	→	our
they	→	their

Notes

- **my, your, her, his, its, our, their** do not change. They are the same with singular and plural nouns:
*Here's **my** book.* *I like **their** car.*
*Here are **my** books.* *I like **their** cars.*
- The possessive **its** has no apostrophe ('):
*The cat likes **its** food.*
 NOT ~~*The cat likes **it's** food.*~~

Practice

- 6 Complete the sentences with **my, your, her, his, its, our** or **their**.
- 1 Alison is doing *her* homework.
 - 2 Do you live with *your* parents?
 - 3 We love *our* new house.
 - 4 He's in *their* office.
 - 5 The children are with *its* grandmother.
 - 6 I like *my* new job.
 - 7 Are you and your sister enjoying *your* English classes?
 - 8 Amsterdam is famous for *its* canals.
 - 9 She's with *its* boyfriend.
 - 10 They haven't got *their* umbrellas.
 - 11 She's in *its* bedroom.
 - 12 He's looking for *their* shoes.
 - 13 I like visiting *their* friends at the weekend.
 - 14 Are the teachers having *your* meeting now?
 - 15 Have you got *your* passport?

Verbs

11 *am, is, are*: Present Simple tense of verb *to be*

FORM

Positive

Negative

Long	Short	Long	Short	Question
I am	I'm	I am not	I'm not	Am I ... ?
You are	You're	You are not	You aren't	Are you ... ?
She is	She's	She is not	She isn't	Is she ... ?
He is	He's	He is not	He isn't	Is he ... ?
It is	It's	It is not	It isn't	Is it ... ?
We are	We're	We are not	We aren't	Are we ... ?
They are	They're	They are not	They aren't	Are they ... ?

Note: We can always use the positive short form after pronouns (*I'm, you're, she's, he's, it's, we're, they're*) but we cannot always use it after nouns.

► See Appendix 3 on short forms.

Practice

11a Write the short form.

1 It is a lovely day.

It's a lovely day.

2 We are not students.

We aren't students.

3 I am sorry.

I'm sorry.

4 She is not here today.

She isn't here today.

5 They are in the garden.

They're are in the garden.

6 It is not very warm.

It isn't very warm.

7 He is American.

He's is American.

8 I am not very well.

I'm not very well.

9 You are very cold.

You're very cold.

10 We are late.

We're late.

11b Complete the sentences with *am, is* or *are*.

1 She *is* in my class.

2 They *are* not in my office.

3 I *am* from Spain.

4 He *is* a good teacher.

5 How *are* you?

6 *Are* she coming?

7 *Are* they at home?

8 The book *is* here.

9 The class *is* very big.

10 The books *are* on my desk.

11 My sister and I *am* leaving.

12 It *is* not my pen.

13 *Are* English very difficult?

14 *Are* I right?

Aridai Morales Rodriguez