



Nombre de alumno: CITLA LOPEZ JIMENEZ

Nombre del profesor: JUAN MANUEL JAIME DIAZ

Nombre del trabajo: Weekly Activity #3 Unit 1

Materia: INGLES

Grupo: A

Comitán de Domínguez Chiapas a 31 de agosto de 2020.

VOCABULARY - Places for sport and exercise




a pool




an athletic field



a golf course



a track



a tennis court



a park



a gym

Exercise 1. Translate the next vocabulary – Traduce el siguiente vocabulario al español

a pool -

UNA PISCINA

an athletic field – EL CAMPO DE ATLETISMO

a golf course -

UN CURSO DE GOLF

a track – UNA PISTA

a tennis court – UNA CANCHA DE TENIS

a park – UN PARQUE

a gym – UN GIMNACIO

GRAMMAR

The Present Simple and the Present Continuous tense: review

The Present Simple

(for habits and routines)

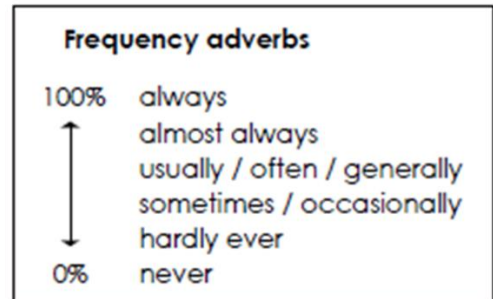
Example: I make dinner at least twice a week.

Example: He hardly ever meets his friends for dinner.

Questions

Do you always play golf on Saturdays?

How often do you lift weights?



Simple present

Grammatical rules

- We use simple present for habits and routines.
- We use simple present with time adverbs.

Time adverbs	Meaning
Always	Siempre
Every day	Todos los dias
Usually	Usualmente
Often	A menudo
Sometimes	A veces
Rarely	Raramente
Hardly ever	Casi nunca
Never	Nunca

Simple present

Form (Forma)

To conjugate the simple present we use the infinitive for the subjects "I", "you", "we" and "they" and for the third persons "he", "she" and "it", we add a "-s" to the end of the verb

Subject (Sujeto)	Verb (Verbo)
I, you, we, they	talk, eat, learn, do, go...
he, she, it	talks, eats, learns, does, goes...

Structure (Estructura)

1. Affirmative Sentences (Frases afirmativas)

Subject + verb.

Examples:

I **talk**. (Yo hablo.)

He **eats**. (Él come.)

They **learn**. (Ellos aprenden.)

2. Negative Sentences (Frases negativas)

Subject + do/does + not + verb.

Examples:

I **do not [don't]** talk. (Yo no hablo.)

He **does not [doesn't]** eat. (Él no come.)

They **do not [don't]** learn. (Ellos no aprenden.)

We use **do** for:
I, You, We and They

We use **does** for:
He, She and It

3. Interrogative Sentences (Frases interrogativas)

Do/Does + subject + verb?

Examples:

Do you talk? (¿Tú hablas?)

Does he eat? (¿Él come?)

Do they learn? (¿Ellos aprenden?)

Examples with time adverbs: (Ejemplos usando los adverbios de tiempo)

I always **talk** to my mother on Sunday.(Siempre hablo con mi madre el domingo.)

He never **eats** vegetables.(Nunca come las verduras.)

They usually **learn** something new in class.(Normalmente aprenden algo nuevo en la clase.)

Exeption (when we use the verb **to be**):

I **am** always happy.(Siempre estoy contento.)

He **is** often sick.(A menudo él está enfermo.)

They **are** rarely late.(En raras ocasiones llegan tarde.)

Exercise 2. Write 12 sentences using the present simple and time adverbs (Escribe 12 oraciones en presente simple usando los adverbios de tiempo)

3 Affirm ative sentences (tres oraciones afirmativas)

1. She reads the newspaper every day
2. We come to school by bus
3. You work very hard
4. She likes to sit in the sun

3 Negative sentences

- 5he doesn't sing opera
5. She doesn't like that kind of food
7. they don't play together
8. we don't play together

3 Interrogative sentences

9. do you drive to work every morning
- 10.does he work in the third floor
- 11.do you always came to class late
- 12.does he live in mexico

Present Continuous

Grammatical rules (Reglas gramaticales)

- We use simple continuous for actions in progress and future plans.

Form (Forma)

To conjugate the present continuous we use the auxiliary **verb to be** and the **verb+ing**

Subject	Auxiliary (to be)	Verb + ing
I	am	talking, eating, learning, doing, going...
he, she, it	is	talking, eating, learning, doing, going...
you, we, they	are	talking, eating, learning, doing, going...

Structure (Estructura)

1. Affirmative Sentences (Frases afirmativas)

Subject + auxiliary verb (to be) + verb+ing.

Examples:

I'm **talking**. (*Estoy hablando.*)

He's **eating**. (*Esta comiendo.*)

They're **learning**. (*Estan aprendiendo.*)

2. Negative Sentences (Frases negativas)

Subject + auxiliary verb (to be) + not + verb+ing.

Examples:

I'm **not talking**. (*No estoy hablando.*)

He's **not eating**. (*No esta comiendo.*)

They're **not learning**. (*No estan aprendiendo.*)

3. Interrogative Sentences (Frases interrogativas)

Auxiliary verb (to be) + subject + verb+ing?

Examples:

Are you **talking?** (¿Estás hablando?)

Is he **eating?** (¿Está comiendo?)

Are they **learning?** (¿Están aprendiendo?)

There are some verbs that we can't use for present continuous:

*be (ser/estar), want (querer), need (necesitar),
know (saber/conocer), prefer (preferir), remember (recordar),
understand (comprender), care (cuidar), see (ver), hear (oir), smell (oler),
believe (creer), belong (pertenecer),
cost (costar), seem (parecer), exist (existir), own (poseer),
like (gustar), dislike (desagradar), love (amar), hate (odiar),
fear (temer), envy (envidiar), mind (importar)...*

Exercise 3. Write 12 sentences using simple continuous (Escribe 12 oraciones en presente continuo)

3 Affirmative sentences (tres oraciones afirmativas)

1. He's cooking right now
- 2 she is playing the piano
2. We are studying
3. They are riding a house

3 Negative sentences

4. He doesn't want to make dinner
- 6.he is not paying attention
6. She is not doing the work of two people
- 8.she is not vey good in the school

3 Interrogative sentences

9. am I working
- 10.are you working
- 11.is he watching his favorite television program
12. Is she traveling to japan